



GRAUGEAR G-MP02 Multi Front Panel User Manual

[Home](#) » [GRAUGEAR](#) » GRAUGEAR G-MP02 Multi Front Panel User Manual 

GRAUGEAR G-MP02 Multi Front Panel User Manual

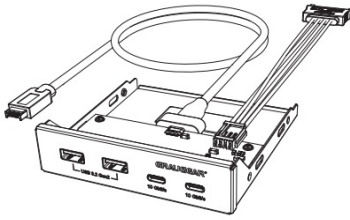


Contents

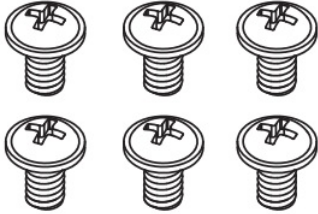
- [1 Package Contents](#)
- [2 Features](#)
- [3 Specification](#)
- [4 Installation](#)
- [5 Safety information](#)
- [6 Customer Support](#)
- [7 Documents / Resources](#)
 - [7.1 References](#)
- [8 Related Posts](#)

Package Contents


- G-MP02




- 6 x Mounting Screw



- User Manual



- Guarantee Card

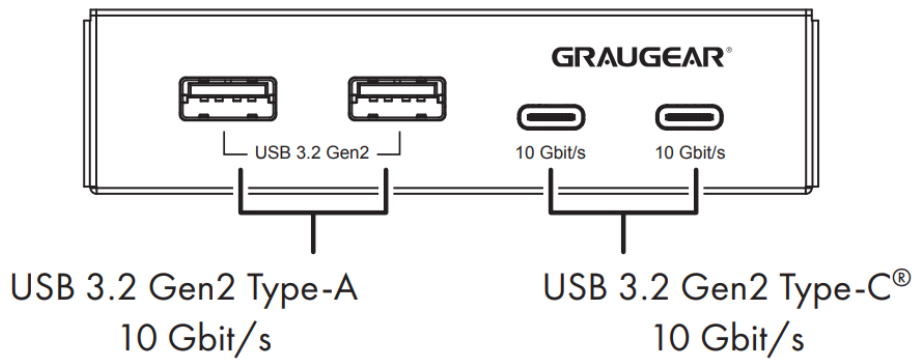


Features

- Front panel with 2x USB Type-C® and 2x USB Type-A ports
- 2x USB Type-C® with a transfer rate up to 10 Gbit/s
- 2x USB Type-A with a transfer rate up to 10 Gbit/s
- Requires 1x internal SATA 15Pin Power
- Requires 1x internal USB 3.2 Gen 2 Key A host (20 pin)
- Fits into a standard 3.5" (8.89 cm) bay
- Supports Windows®

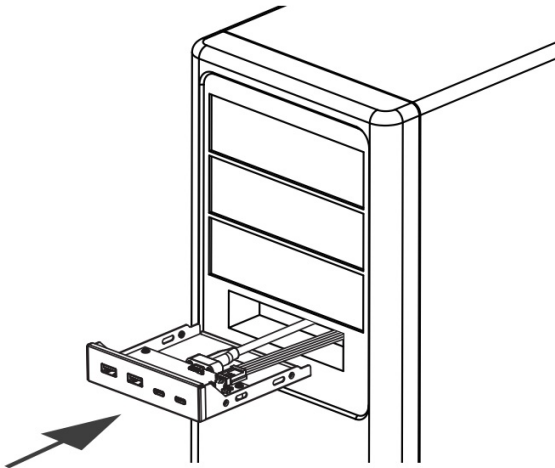
Specification

- **Connection to host computer:** 1x USB 3.2 Gen 2 Key A (20-pin) header
- **Connection to power supply:** 1x SATA 15-Pin Power header
- **External USB ports:** 4x USB 3.2 Gen2 10Gbit/s (2x Type-C® + 2x USB Type-A)
- **Dimension:** (W x D x H) 102 x 102 x 25 mm
- **Cable length:** 60 cm (USB 3.2 Gen 2 Key A) 20 cm (SATA 15-Pin Power)
- **PC connection :** 3.5" bay
- **Weight :** 158g

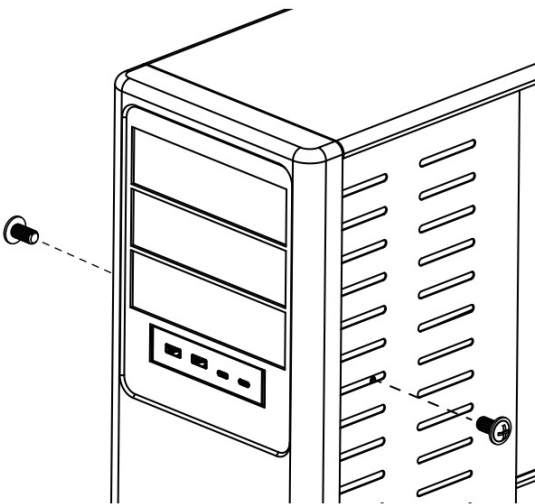


Installation

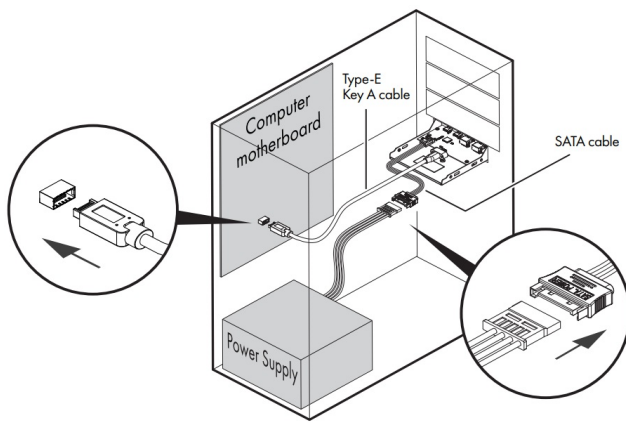
1. Insert the front panel into a free 3.5" bay



2. Fix the front panel with the supplied screws.



3. Connect the SATA cable (15-pin) of the power supply and the USB 3.2 Key A (20 pin) header into the 20 pin Key A on the motherboard.



Safety information

For your own safety and to avoid physical damage as well as damage to property, equipment and loss of data, please observe the following instructions

Warning signs



Danger

You will be alerted to an imminently hazardous situation which may result in serious injury or even death!



Warning

You will be alerted to a potentially dangerous situation that could result in serious injury, even death!



Caution

You will be alerted to a potentially dangerous situation that may result in minor injury

Important

Your attention is drawn to a possible situation that could result in property damage and possibly environmental damage and disrupt operations.

Dangers due to electric current and voltage!



Warning

- Avoid any contact with electrically conductive parts, there is a danger to life due to electric shock.
- Please read the operating instructions before use.
- Make sure the product is not energized before opening or working on it.
- Please do not remove the contact protection cover under any circumstances.
- Avoid contact with live parts.
- Do not touch any plug-in connectors with metallic or pointed objects.
- Use the product only in designated environments.

- If necessary, operate the product only with power supplies that correspond to the nameplate.
- Do not expose the product or power supply to moisture and liquid, steam and dust.
- Do not make any independent modifications to the product.
- Do not connect / use the product during a thunderstorm.
- In case of repair, please contact the specialist dealer or GrauGear.

Possible dangers during assembly due to sharp-edged components!

Cutting and hand injuries possible during assembly.



Caution

- Please read the operating instructions before assembly.
- Avoid contact with sharp or pointed objects.
- Do not use force during assembly.
- Only use suitable tools or supplied accessories and tools

Danger of heat generation due to insufficient ventilation of then product/power supply!

In this case, overheating and/or failure of the product/power supply unit is possible.

- Avoid external heat supply and provide air exchange.
- Keep fan outlets and heat sinks free.
- Avoid direct sunlight on the product/power supply.
- Make sure there is enough environmental space for the product/power supply.
- Do not place any objects on the device/power supply.
- Please be sure to read the instructions for use.
- Keep small parts and accessories safe from children.
- Keep and dispose of plastic bags and packaging from children.
- Never put small parts and packaging into children's hands!

Danger of suffocation! Danger due to small parts and packaging!

Danger to life due to choking and swallowing.



Warning

- Please be sure to read the instructions for use.
- Keep small parts and accessories safe from children.
- Keep and dispose of plastic bags and packaging from children.
- Never put small parts and packaging into children's hands!

Possible data loss / data loss during commissioning

Irrecoverable data loss possible!

Important

- Please be sure to read the operating instructions.
- Use the product only if all specifications and requirements are met.
- Always perform a data backup of storage media to be installed.
- Always perform a data backup before commissioning.
- Always perform a data backup before connecting new hardware.
- Only use the accessories supplied with the product.

Cleaning of the product.

Damaging cleaning agent – scratches, color changes, moisture damage or short circuit on the device.

Important

- Take the product out of operation before each cleaning.
- Do not use aggressive / harsh cleaners.
- Make sure that there is no residual moisture in the device after cleaning.
- It is best to use an antistatic cloth for cleaning.

Disposal of the product – environmental pollution, recycling not possible!

Important



■ The adjacent symbol on the product and packaging indicates that this product must not be disposed of with other household waste. If necessary, remove old batteries, rechargeable batteries and lamps before returning the product (if possible without destroying the old device and if it is not to be reused).

If you have any questions, please do not hesitate to contact our support at support@graugear.de or visit our website www.graugear.de

Customer Support

Ohlstedter Strasse 17, 22949 Ammersbek / Germany Made in China

Windows and the Windows logo are registered trademarks of Microsoft Corporation. Apple, macOS, MAC, iTunes and Macintosh are registered trademarks of Apple Computer.



Documents / Resources

	GRAUGEAR G-MP02 Multi Front Panel [pdf] User Manual G-MP02 Multi Front Panel, G-MP02, Multi Front Panel, Front Panel, Panel
---	--

References

- [GRAUGEAR - USB Enclosures, USB Adapters, USB Hubs, M.2 SSD Cooling and more](#)