



Govee H608C String Downlights User Manual

[Home](#) » [Govee](#) » Govee H608C String Downlights User Manual 



User Manual
Model: H608C
Govee String Downlights

Contents

- [1 Safety Instructions](#)
- [2 Introduction](#)
- [3 What You Get](#)
- [4 At a Glance](#)
- [5 Controlling the Light with Your Voice](#)
- [6 Specifications](#)
- [7 Troubleshooting](#)
- [8 FCC and ISED Canada Statement](#)
- [9 Documents / Resources](#)
 - [9.1 References](#)
- [10 Related Posts](#)

Safety Instructions

Read and follow the safety instructions below:

- Do not allow children to install and use this product alone.
- The product is not waterproof. Do not expose it o areas susceptible to water splashes or water drops.
- The internal light sources cannot be replaced. If it breaks, the product should be replaced.

- Avoid installing the device near potentially dangerous sources or heat sources (e.g, candies, liquic-filled objects.)
- ‘The working temperature should be between 14 to 104°F (1010 40°C),
- Store the product in places where the temperature is within ~410 140°F (20 0 60°C) if you do not plan to use it for a long time,
- Avoid using other non-standard adapters for this product,

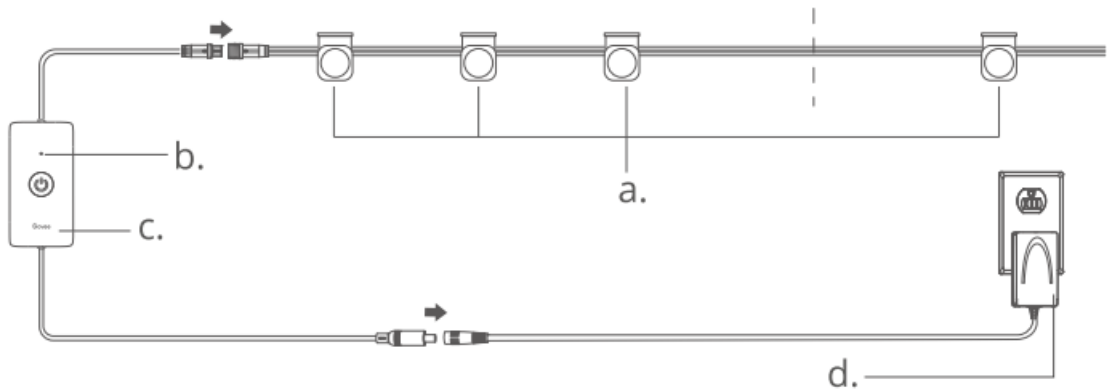
Introduction

Thanks for choosing the Govee String Downlights. Each lamp bead has an individual lens, allowing the light to achieve a large wall washing area. It s suitable for decorating walls of bedrooms and living rooms. You can remotely control it via Govee Home App. You can also experience lights dancing to the music with music modes. Enjoy your new lighting!

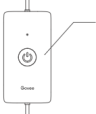
What You Get

Item	Quantity
String Light	1
Power Adapter	1
User Manual	1
Quick Start Guide	1

At a Glance



- a.Light
- b. Mic
- c. Control Box
- d. Adapter

- 
 - Press totur on or off.
 - Press and hold for 10 secondstoreset.

Pairing Your Light with Govee Home App

What You Need

- A WiFi router supporting the 2.4GHz and 802.11b/g/n bands.
5GHz is not supported.
1. Download Govee Home App from the App Store (iOS) or Google Play (Android). Log in with your account (new users need to create an account)
 2. Turn on the Bluetooth on your smartphone.
 3. Open the app, tap the “+” icon in the top right corner and search for “H608C”.
 4. Tap the device icon and follow the on-screen instructions to complete pairing.



Controlling the Light with Your Voice

1. Open the app, then tap the device icon to enter the details page.
2. Tap the settings icon in the top right corner.
3. select “User Guide” and follow the on-screen instructions to control the device using your voice.

Specifications

Model	HE08C
Adapter Input	AC 100-240V 50/60Hz
Light Input	36VDC 0.5A
Length (Light)	6TR
Light Displaying Technology	RGBIC
Control Methods.	Govee Home App, Function Button, Voice
Working Temperature	-10°C- 40°C (14°F – 104°F)

Troubleshooting

1. Cannot connect to Govee Home App.
 - a. Check if the light has been powered on.
 - b. Check if your smartphone's Bluetooth has been turned on or try connecting the light to another smartphone.

- c. Ensure that your smartphone is near the light when connecting for the first time.
 - d. If the problem persists, go to the "My Devices" page to delete the device and follow the previous instructions to reconnect.
2. Cannot connect to Wi-Fi.
 - a. Check if the light has been powered on.
 - b. Do not skip connecting to Wi-Fi during the pairing process.
 - c. Ensure that your Wi-Fi router is 2.4GHz capable (5GHz is not supported)
 - d. Ensure that you entered the correct Wi-Fi password during the Wi-Fi connection process,
 - e. Shorten the distance between the device and the Wi-Fi router to less than 50ft then try reconnecting.
 - f. Use another smartphone to pair with the device to check your Wi-Fi network is working.
3. Cannot pair or connect with Alexa or Google Assistant.
 - a. Ensure that the Wi-Fi connection is stable.
 - b. Go to the app's Settings page and follow the instructions under "User Guide" to pair the light again.
4. The light does not fully display the selected color/some LED beads do not light up.
 - a. Please contact the Govee support team for rapid product replacement.

FCC and ISED Canada Statement

This device complies with Part 15 of the FCC Rules and Industry Canada licence-exempt RSS standard(s). Operation is subject to the following two conditions:

- (1) This device may not cause harmful interference, and
- (2) This device must accept any interference received, including interference that may cause undesired operation.

Warning: Changes or modifications not expressly approved by the party responsible for compliance could void the user's authority to operate the equipment.

NOTE: This equipment has been tested and found to comply with the limits for a Class B digital device, pursuant to Part 15 of the FCC Rules.

These limits are designed to provide reasonable protection against harmful interference in a residential installation. This equipment generates uses and can radiate radio frequency energy and, if not installed and used in accordance with the instructions, may cause harmful interference to radio communications. However, there is no guarantee that interference will not occur in a particular installation. If this equipment does cause harmful interference to radio or television reception, which can be determined by turning the equipment off and on, the user is encouraged to try to correct the interference by one or more of the following measures:

1. Reorient or relocate the receiving antenna.
2. Increase the separation between the equipment and receiver.
3. Connect the equipment into an outlet on a circuit different from that to which the receiver is connected.
4. Consult the dealer or an experienced radio/TV technician for help.

FCC and IC Radiation Exposure Statement

This equipment complies with FCC and IC radiation exposure limits set forth for an uncontrolled environment. This equipment should be installed and operated with minimum distance 20cm between the radiator & your body.

"This Class B digital apparatus complies with Canadian ICES-005.

The trademark Govee has been authorised to Shenzhen Qianyan Technology LTD.

Copyright ©2021 Shenzhen Qianyan Technology LTD.

All Rights Reserved.






Responsible party :

Name: GOVEE MOMENTS(US) TRADING LIMITED

Address: 2501 Chatham Rd Suite R Springfield IL 62704

Email: certification@govee.com
Contact information: <https://www.govee.com/support>


Customer Service

- Warranty: 36-Month Limited Warranty
- support: Lifetime Technical Support
- Email: support@govee.com
- official Website: www.govee.com
-  ecovee @  govee official  govee.official
-  @ Goveeofficial  @Govee smarthome



For FAQs and more information,
Please visit: WWW.govee.com

Documents / Resources

	Govee H608C String Downlights [pdf] User Manual H608C String Downlights, H608C, String Downlights, Downlights
-------------------------------------------------------------------------------------	----------------------------------------------------------------------------------------------------------------------------------

References

- [User Manual](#)