




GOSSEN METRAWATT PMA 16 Power Measuring Adapter Instruction Manual

[Home](#) » [GOSSEN METRAWATT](#) » GOSSEN METRAWATT PMA 16 Power Measuring Adapter Instruction Manual



GOSSEN METRAWATT PMA 16 Power Measuring Adapter



Contents

- [1 Applications](#)
- [2 Safety Precautions](#)
- [3 Instructions for Use](#)
- [4 CUSTOMER SERVICES](#)
- [5 Documents / Resources](#)
 - [5.1 References](#)
- [6 Related Posts](#)

Applications

The PMA 16 power measuring adapter is inserted between the electrical outlet and the mains plug for safe and convenient measurement of power consumption at single phase devices under test. The protective conductor of the device under test remains fully functional.


Safety Precautions

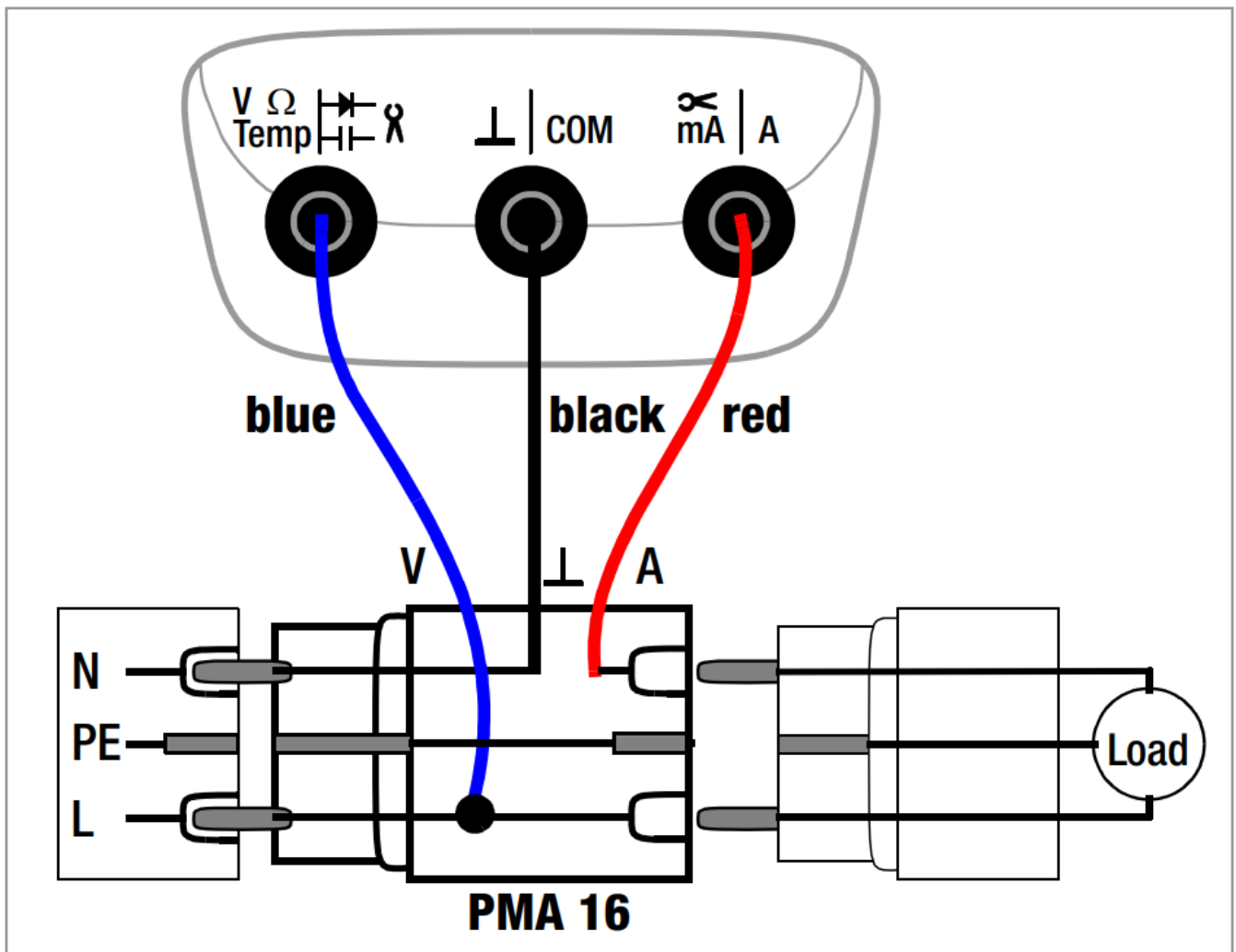
The power measuring adapter is a measuring instrument accessory in accordance with IEC 61010–1 / DIN EN 61010–1 / VDE 0411–1, and may only be used for its intended purpose. It may only be used in power systems with nominal voltages of up to 250 V which are fused at a maximum of 16 A!

Instructions for Use

You will need a power meter which is equipped with connector jacks into which the contact-protected plugs at the permanently attached measurement cables of the PMA 16 can be plugged. For power measurement we recommend the **METRAHIT ENERGY** digital multimeter from GossenMetrawatt GmbH.

The following sequence must be observed when connecting the power measuring adapter to the device under test and the mains:

- ⇒ Connect the measurement cables from the power measuring adapter to the bonding jack (: **black**), the voltage input (**V: blue**) and the current input (**A: red**) at the measuring instrument and select the highest possible power measuring range or Auto Range.
- ⇒ Insert the power measuring adapter into the electrical outlet.
- ⇒ Insert the mains plug from the device under test into the outlet at the power measuring adapter.
- ⇒ Switch the device under test on and read the measurement value from the display at the measuring instrument. Select a lower measuring range if necessary, in order to obtain highest possible resolution.
- ⇒ Follow this procedure in reverse in order to disconnect the power measuring adapter.



Printed in Germany

- Subject to change without notice / Errors excepted
- A PDF version is available on the Internet.


CUSTOMER SERVICES

GOSSEN METRAWATT

Gossen Metrawatt GmbH
Südwestpark 15
90449 Nürnberg • Germany
Phone +49 911 8602-0
Fax +49 911 8602-669
E-Mail info@gossenmetrawatt.com
www.gossenmetrawatt.com



Documents / Resources



[GOSSEN METRAWATT PMA 16 Power Measuring Adapter](#) [pdf] Instruction Manual
PMA 16 Power Measuring Adapter, PMA 16, Power Measuring Adapter, Measuring Adapter, Adapter

References

- [GOSSEN METRAWATT, GMC-I Messtechnik, GMC-Instruments](#)