



goobay 60606 DisplayPort, VGA Adapter Owner's Manual

[Home](#) » [goobay](#) » goobay 60606 DisplayPort, VGA Adapter Owner's Manual 



60606 DisplayPort, VGA Adapter
Owner's Manual



Contents

- 1 60606 DisplayPort, VGA Adapter
- 2 Specification
- 3 Symbols used
- 4 Safety instructions
- 5 Description and function
- 6 Intended use
- 7 Preparation
- 8 Connection and operation
- 9 Troubleshooting
- 10 Maintenance, Care, Storage and Transportation
- 11 Disposal instructions
- 12 Documents / Resources

60606 DisplayPort, VGA Adapter

Fig. 1.


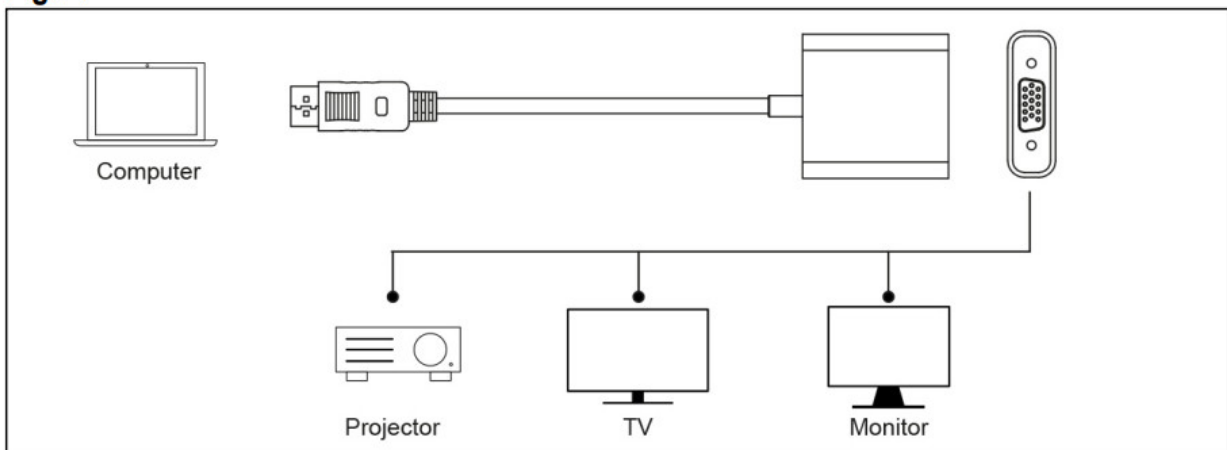




Fig. 2.



Specification

Item number	60606
Input	DisplayPort plug
Output	VGA socket (15-pin)
Data transfer direction	DisplayPort plug > VGA socket (15-pin)
Max. resolution	1920 x 1080 Full HD
Operating temperature	-10°C to +70°C
Cable length	15 cm
Dimensions (mm)	45 x 45 x 15 mm
Weight	33.5 g

Symbols used

For indoor use only	IEC 60417- 5957	
Recycling	ISO 7001 – PI PF 066	

DisplayPort/VGA adapter

Safety instructions

The user manual is part of the product and contains important information for correct use.

- Read the user manual completely and carefully before use.

The user manual must be available for uncertainties and passing the product.

- Keep this user manual.
- Do not open the housing.
- Do not modify product and accessories.
- Do not short-circuit connectors and circuits.

Do not operate a device if it is not in working order. In such cases, it must be secured against unintentional further use.

- Use product, product parts and accessories only in perfect condition.
- Avoid stresses such as heat and cold, moisture and direct sunlight, microwaves, vibrations and mechanical pressure.
- In case of questions, defects, mechanical damage, trouble and other problems, non-recoverable by the documentation, contact your dealer or producer.

Not meant for children. The product is not a toy!

- Secure packaging, small parts and insulation against accidental use.

Heat storage

- Do not cover the product.
- Keep enough space around all devices for a good ventilation and free motion and to avoid damages.

Description and function

2.1 Product

The product is a DisplayPort/VGA adapter for connecting devices with a DisplayPort connector to an end device with a VGA connector. The signal is transmitted from the DisplayPort connector to the VGA socket.

2.2 Scope of delivery

DisplayPort/VGA adapter, User Manual

2.3 Operating Elements

See Fig. 1.

1. VGA socket (15-pin)
2. DisplayPort plug

Intended use



This product is intended exclusively for private use and its intended purpose. This product is not intended for commercial use.

We do not permit using the device in other ways like described in chapter „Description and Function“ or in the „Safety Instructions“. Use the product only in dry interior rooms. Not attending to these regulations and safety instructions might cause fatal accidents, injuries, and damages to persons and property.

Preparation

1. Check the scope of delivery for completeness and integrity.
2. Compare the specifications of all used devices and ensure compatibility.

Connection and operation

See Fig. 2.

1. Connect your input device (e.g. laptop) to the DisplayPort plug.
2. Connect your output device (e.g. TV) to the VGA socket.

There are no controls to be operated before, during or after operation.

Connecting cables are not included in the delivery.

Unplugging and re-plugging the devices may help to rectify any faults.

Troubleshooting

Error	Solution
Picture noise	Use a higher quality connection cable.
No picture	Check the signal source. Select the correct output.
Poor picture quality	Manually adjust the screen resolution on the output device.

Maintenance, Care, Storage and Transportation

The product is maintenance-free.

NOTICE!

Material damage

- Only use a dry and soft cloth for cleaning.
- Do not use detergents or chemicals.
- Store the product out the reach of children and in a dry and dust-protected ambience when not in use.
- Store cool and dry.
- Keep and use the original packaging for transport.

Disposal instructions

8.1 Product



According to the European WEEE directive, electrical and electronic equipment must not be disposed with consumers waste. Its components must be recycled or disposed apart from each other. Otherwise contaminative and hazardous substances can damage the health and pollute the environment.

As a consumer, you are committed by law to dispose electrical and electronic devices to the producer, the dealer, or public collecting points at the end of the devices lifetime for free. Particulars are regulated in national right. The symbol on the product, in the user manual, or at the packaging alludes to these terms. With this kind of waste separation, application, and waste disposal of used devices you achieve an important share to environmental protection. WEEE No: 82898622

8.2 Packaging




Packaging can be disposed of free of charge at the suitable collection points – paper belongs in paper bins, plastics belong in yellow sacks and glass belongs in used glass bins. DE4535302615620



Goombay® by Centronics GmbH
Pillmannstraße 12 | 38112 Braunschweig | Germany

Documents / Resources



[goobay 60606 DisplayPort, VGA Adapter](#) [pdf] Owner's Manual
60606, 60606 DisplayPort VGA Adapter, DisplayPort VGA Adapter, 60606 DisplayPort Adapter,
60606 VGA Adapter, Adapter