



goobay 60269 LED String Lights with Timer User Manual

[Home](#) » [goobay](#) » goobay 60269 LED String Lights with Timer User Manual 



goobay 60269 LED String Lights with Timer




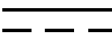
Contents

- 1 Specifications**
- 2 Symbols used**
- 3 Safety instructions**
 - 3.1 In general**
 - 3.2 Batteries**
- 4 Description and function**
 - 4.1 Product**
 - 4.2 Scope of delivery**
 - 4.3 Operating Elements**
- 5 Intended use**
- 6 Preparation**
- 7 Connection and operation**
 - 7.1 Commissioning**
 - 7.2 Timer**
 - 7.3 Switching on and off**
- 8 Maintenance, Care, Storage and Transportation**
- 9 Disposal instructions**
- 10 Documents / Resources**
- 11 Related Posts**

Specifications

Article number	60269	60273	60274	60332
Operating voltage	3.0 V 			
Numbers of LEDs (pcs.)	10	20		
Light colour	warm-white			
Colour temperature	3000 K			
Power consumption per LED Luminous flux per LED	0.04 W 5 lm			
Nominal lifetime	10000 h			
Colour	dusty pink, red, white, gold, silver	white, transparent	brown, green, red, dark red, copper	transparent, silver
Material	plastic, cotton, copper	plastic, p, copper	plastic, cop- per, natural pine cones	plastic, copper
Protection level	IP20			
Total length of the light chain Length of the feed line Space between the LEDs Dimensions of decorative parts	120 cm 30 cm 10 cm 1.1 — 7 cm	315 cm 30 cm 15 cm 3 x 3 cm	220 cm 30 cm 10 cm 1.4 — 5 cm	220 cm 30 cm 10 cm 1.4 x 1.4 cm
Dimensions battery compartment	80 x 32 x 18 mm			
Weight	57 g	62 g	168 g	27 g
Batteries (not included in the scope of delivery)				
Type Voltage	AA (Mignon)			
	1.5 V 			
Quantity	2			

Symbols used

For indoor use only	IEC 60417- 5957	
Direct current	IEC 60417- 5031	

Safety instructions

In general

The user manual is part of the product and contains important information for correct use.

- Read the user manual completely and carefully before use.

The user manual must be available for uncertainties and passing the product.

- Keep this user manual.
- Do not open the housing.
- Do not modify product and accessories.

The LED light chain must not be electrically connected to other light chains.

- Do not short-circuit connectors and circuits.
- Use product, product parts and accessories only in perfect condition.

If there is any damage, the product must no longer be used! The bulbs of this light chain cannot be replaced!

- Avoid stresses such as heat and cold, moisture and direct sunlight, microwaves, vibrations and mechanical pressure.
- In case of questions, defects, mechanical damage, trouble and other problems, non-recoverable by the documentation, contact your dealer or producer.

Not meant for children. The product is not a toy!

- Secure packaging, small parts and insulation against accidental use.

This item is not suitable for room lighting. It is intended for decorative purposes only.

- Keep the LED light chain away from sharp objects.
- Do not attach any objects to the LED light string.
- Do not operate the LED light string inside the packaging.

Do not allow any parts of the unit to come into contact with heat or flame.

- Ensure, that the cables are loose and not overstretched.

Otherwise there is a risk of cable breakage.

- Route the cable safely.

Risk of injury by stumbling and falling.

Batteries

- Do not mix old and new batteries.

- Only use batteries of the same or equivalent type as recommended.
- Do not mix alkaline, carbon zinc or nickel cadmium batteries.
- Remove leaked, deformed or corroded batteries from the product and dispose them by appropriate protectives.
- Do not throw into fire.

Description and function

Product

Battery-operated LED light chain as atmospheric decoration for indoor use.

- With timer function – 6 hrs on / 18 hrs off, switch with 3 positions – ON/OFF/Timer
- Battery operated (2 x AA, not included)

Scope of delivery

60269: Silver Wire String Lights “Balls & Ribbons” with 10 LEDs, User Manual

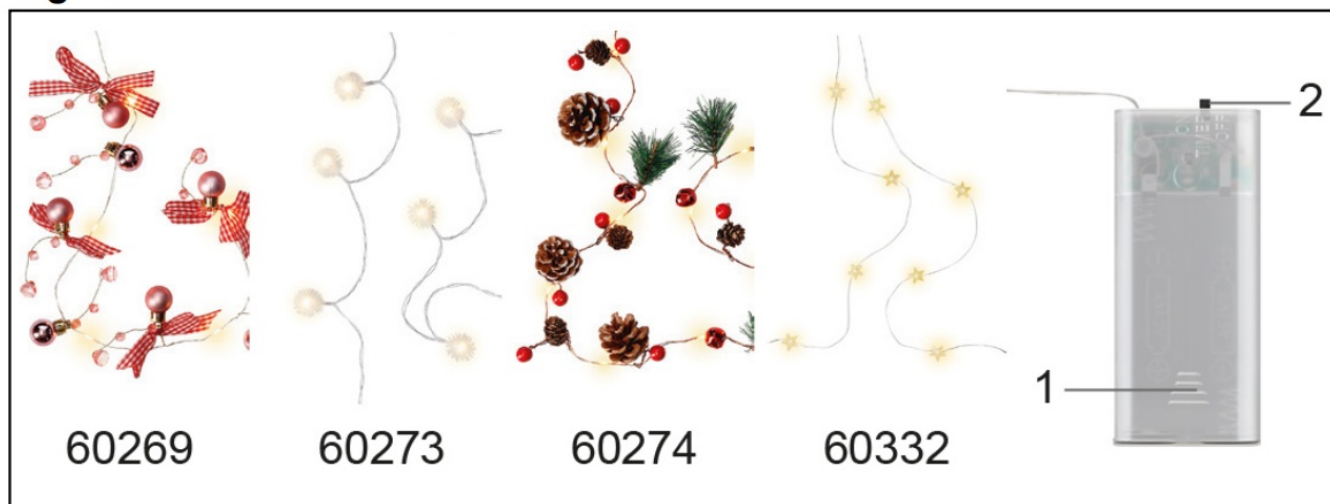
60273: String Lights “Snowball” with 20 LEDs, User Manual

60274: Silver Wire String Lights “Pine Cones & Red Berries” with 20 LEDs, User Manual

60332: Silver Wire String Lights “Stars” with 20 LEDs, User Manual

Operating Elements

Fig. 1



1. Battery compartment
2. TIMER/ON/OFF switch

Intended use



This product is intended exclusively for private use and its intended purpose. This product is not intended for commercial use. We do not permit using the device in other ways like described in chapter „Description and Function“ or in the „Safety Instructions“. Use the product only in dry interior rooms. Not attending to these regulations and safety instructions might cause fatal accidents, injuries, and damages to persons and

property.

IP20: This product is protected against medium sized foreign objects, but not against water ingress.

Preparation

- Check the scope of delivery for completeness and integrity.

Connection and operation

Commissioning

1. Spread the product out completely.
2. Slide the battery compartment open in the direction of the arrow.
3. Insert 2 new batteries into the battery compartment, observing the polarity of plus and minus.
4. Slide the battery compartment cover back onto the battery compartment against the direction of the arrow.
5. Hang up the light chain.

Timer

- Slide the TIMER/ON/OFF switch (2) to the „Timer“ position.

If the timer function is active, the LED light chain switches off automatically after 6 hours and switches on again after another 18 hours. If the set timer is not changed, the LED light chain switches on and off at the same time every day.

Switching on and off

- Slide the TIMER/ON/OFF switch (2) to the „ON“ position to switch on the LED light chain.
- Slide the TIMER/ON/OFF switch (2) to the „OFF“ position to switch off the LED light chain.

Maintenance, Care, Storage and Transportation

The product is maintenance-free.

NOTICE! Material damage

- Only use a dry and soft cloth for cleaning.
- Do not use detergents or chemicals.
- Store the product out the reach of children and in a dry and dust-protected ambience when not in use.
- Remove batteries / rechargeable batteries when not in use.
- Store cool and dry.
- Keep and use the original packaging for transport.

Disposal instructions



According to the European WEEE directive, electrical and electronic equipment must not be disposed with consumers waste. Its components must be recycled or disposed apart from each other. Otherwise contaminative and hazardous substances can damage the health and pollute the environment. As a consumer, you are committed by law to dispose electrical and electronic devices to the producer, the dealer, or public collecting points at the end of the devices lifetime for free. Particulars are regulated in national right. The symbol on the product, in the user manual, or at the packaging alludes to these terms. With this kind of waste separation, application, and waste disposal of used devices you achieve an important share to environmental protection. WEEE No: 82898622



Documents / Resources



[goobay 60269 LED String Lights with Timer](#) [pdf] User Manual
60269 LED String Lights with Timer, 60269, LED String Lights with Timer, String Lights with Timer, Lights with Timer