




## GoGEN PSU 103 2 in 1 Speaker Instruction Manual

[Home](#) » [Gogen](#) » GoGEN PSU 103 2 in 1 Speaker Instruction Manual 

### Contents

- [1 PSU 103](#)
- [2 INSTALLATION MANUAL](#)
- [3 PACKAGE CONTENT](#)
- [4 INSTRUCTIONS FOR USE](#)
- [5 SAFETY INSTRUCTIONS](#)
- [6 TECHNICAL SPECIFICATIONS](#)
- [7 Documents / Resources](#)
  - [7.1 References](#)
- [8 Related Posts](#)

PSU 103





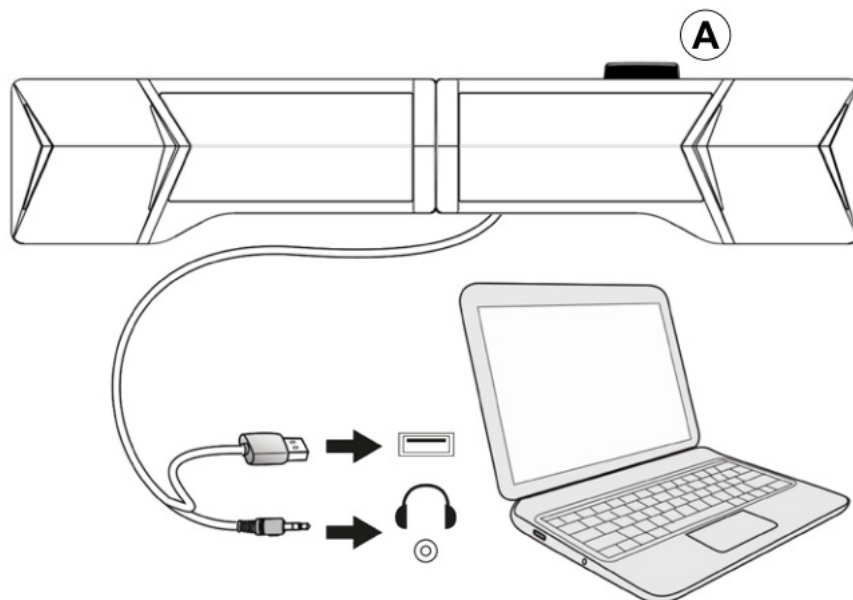
## INSTALLATION MANUAL

Thank you for purchasing our product. For optimum performance and safety, please read these instructions carefully before operating the product. Please keep this manual for future reference.

## PACKAGE CONTENT

Speakers, instruction manual

## INSTRUCTIONS FOR USE



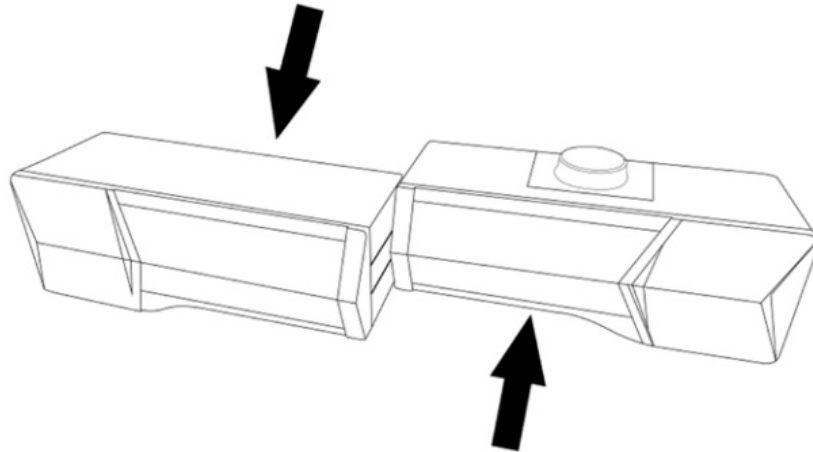
1. Plug the USB connector into a USB port on your computer or other devices to get the power.
2. Plug the 3,5 mm audio jack into a jack port on your computer or other devices to get the audio resource.
3. Rotate the volume knob (A) to the left for setting the volume down; rotate the knob to right for the volume up. At maximum volume product will beep.

Long press the knob (A) to turn on/off the lighting

## Bluetooth mode

Press the volume knob (A) to change the mode (Bluetooth / AUX). Use your mobile device to search the Bluetooth signal of the speaker, select GOGPSU103 on your list. Input the password 0000 if need the password prompt, the speaker will synchronize to play songs on your mobile device. Disconnected the Bluetooth on the smart phone to switched off the bluetooth connection.

**You can change the 2.0 speaker to the soundbar. See the picture below:**



## SAFETY INSTRUCTIONS

- Keep the unit away from heat sources, direct sunlight, humidity, water, and any other liquids.
- Do not operate the unit if it has been exposed to water, moisture, or any other liquids to prevent electric shock, explosion, and/or injury to yourself and damage to the unit.
- Turn off the device each time, when it is not planned to use it for an extended time.
- Keep away from vibrations and mechanical stresses, which can cause mechanical damage to the product.
- In case of mechanical damage, no warranties are provided.
- Do not disassemble. This product does not contain parts that are entitled to a self-sufficient repair.
- Do not use the unit if it has been dropped or damaged in any way.
- Keep the unit out of reach of children. This product is not a toy.
- Do not use the unit at excessive volume levels, as damage to the hearing may occur.

## TECHNICAL SPECIFICATIONS

Output Power(R.M.S):	3 W * 2
Frequency Response:	150 Hz – 20 KHz
Sensitivity:	700 Mv ± 50 Mv
SNR:	≥ 45 dB
BT version:	V 5.0
BT frequency:	2402 MHz – 2480 MHz
EiRP:	-3,46 dBm
Input Interface:	3,5 mm Audio Jack
Supply Voltage:	USB 5 V / 1 A
Unit Size:	380 x 70 x 70 mm (2 in SET)
Weight:	700 g

**WE RESERVE THE RIGHT TO CHANGE TECHNICAL SPECIFICATIONS.**




TO AVOID DANGER OF SUFFOCATION, KEEP THE PLASTIC BAG AWAY FROM BABIES AND CHILDREN. DO NOT USE THIS BAG IN CRIBS, BEDS, CARRIAGES OR PLAYPENS. THIS BAG IS NOT A TOY.

**Disposal of old Electrical & Electronic Equipment (Applicable in the European Union and other European countries with separate collection systems)**






This symbol on the product or on its packaging indicates that this product shall not be treated as household waste. Instead it shall be handed over to the applicable collection point for the recycling of electrical and electronic equipment. By ensuring this product is disposed of correctly, you will help prevent potential negative consequences for the environment and human health, which could otherwise be caused by inappropriate waste handling of this product. The recycling of materials will help to conserve natural resources. For more detailed information about recycling of this product, please contact your local Civic Office, your household waste disposal service or the shop where you purchased the product. Hereby, ETA a.s. declares that the radio equipment type PSU103 s in compliance with Directive 2014/53/EU. The full text of the EU declaration of conformity is available at the following internet address: [http://www.gogen.cz/declaration\\_of\\_conformity](http://www.gogen.cz/declaration_of_conformity)

**Documents / Resources**

	<p><a href="#">GoGEN PSU 103 2 in 1 Speaker</a> [pdf] Instruction Manual  PSU 103 2 in 1 Speaker, PSU 103, 2 in 1 Speaker, Speaker</p>
---	--

**References**

- [Gogen.cz - Úvodní stránka | Gogen.cz](#)
- [Gogen.cz - Úvodní stránka | Gogen.cz](#)
- [Declaration of conformity | Gogen.cz](#)

-  [Gogen.hu](#) | [Gogen.hu](#)
-  [Gogen.pl - Strona główna](#) | [Gogen.pl](#)
-  [Gogen.sk - Úvodná stránka](#) | [Gogen.sk](#)

Manuals+