



GoGEN FL01B Flashlight User Manual

[Home](#) » [Gogen](#) » GoGEN FL01B Flashlight User Manual 

Contents

- [1 GoGEN FL01B Flashlight](#)
- [2 PACKAGE INCLUDE](#)
- [3 BATTERY INSTALLATION](#)
- [4 OPERATING INSTRUCTIONS](#)
- [5 MAINTENANCE](#)
- [6 TECHNICAL SPECIFICATIONS](#)
- [7 Disposal](#)
- [8 Documents / Resources](#)
 - [8.1 References](#)
- [9 Related Posts](#)

GoGEN

GoGEN FL01B Flashlight



PACKAGE INCLUDE

- Flashlight
- 3xAAA batteries

- manual

ATTENTION: In any case, never look directly at the LED without eye protection.

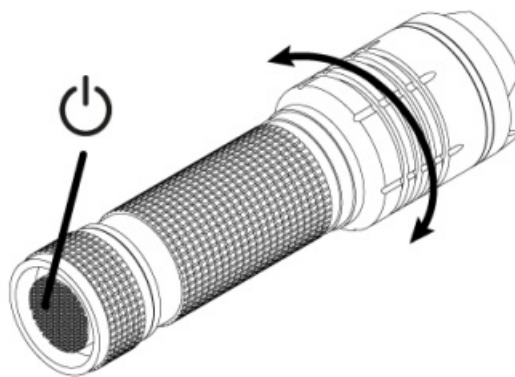
BATTERY INSTALLATION

1. Open the battery compartment by turning the end of the flashlight.
2. Insert 3x 1.5V size(AAA) battery correctly as the “+” polarity inwards.
3. Close the battery compartment by turning the end of the flashlight again.


WARNING

- Never mix alkaline, standard (carbon-zinc), and rechargeable (nickel hydride).
- Don't mix new and used batteries.
- Don't attempt to recharge non-rechargeable batteries.
- Remove used batteries.
- Never short the power supply terminals.
- Always use the recommended or equivalent battery types.
- Always pay attention to battery polarity.
- Do not store batteries in the light for long periods, they may leak and damage the flashlight.

OPERATING INSTRUCTIONS



LIGHT FUNCTION

Press the power button  to turn on the white led at a high level. Press the power button again to switch at medium level. Next press switches light to strobing. Turn off the flashlight by the next press. Rotate the front of the lamp to adjust the light scatter.

MAINTENANCE

- If the flashlight gets dirty clean it with a dry cloth.
- If your headlight is accidentally submerged or exposed to water, dry out any water that might have been immersed before using it again.

TECHNICAL SPECIFICATIONS

Lumens	400 lm
Batteries	3x AAA
Runtime	up to 8 hours (according to the type of used batteries)
Light distance	up to 100 m
Weight	120 g
Size	125/140 x 32 x 32 mm
IP protection	IPX4

WE RESERVE THE RIGHT TO CHANGE TECHNICAL SPECIFICATIONS.


THERE AREN'T ANY PARTS IN THIS APPLIANCE THAT ARE REPARABLE BY THE CONSUMER. ALWAYS APPEAL TO A QUALIFIED AUTHORIZED SERVICE.

TO AVOID THE DANGER OF SUFFOCATION, KEEP THE PLASTIC BAG AWAY FROM BABIES AND CHILDREN. DO NOT USE THIS BAG IN CRIBS, BEDS, CARRIAGES OR PLAYPENS. THIS BAG IS NOT A TOY.

Disposal

This symbol on the product or on its packaging indicates that this product shall not be treated as household waste. Instead, it shall be handed over to the applicable collection point for the recycling of electrical and electronic equipment. By ensuring this product is disposed of correctly, you will help prevent potential negative consequences for the environment and human health, which could otherwise be caused by inappropriate waste handling of this product. The recycling of materials will help to conserve natural resources. For more detailed information about recycling of this product, please contact your local Civic Office, your household waste disposal service or the shop where you purchased the product.

Documents / Resources

	<p>GoGEN FL01B Flashlight [pdf] User Manual FL01B, Flashlight, FL01B Flashlight</p>
---	---

References

- [Gogen.cz - Úvodní stránka | Gogen.cz](#)
- [Gogen.hu | Gogen.hu](#)
- [Gogen.pl - Strona główna | Gogen.pl](#)
- [Gogen.sk - Úvodná stránka | Gogen.sk](#)