



# Godox Geniusmic UC Compact Directional Microphone with Type-C Connector Instruction Manual

[Home](#) » [Godox](#) » Godox Geniusmic UC Compact Directional Microphone with Type-C Connector Instruction Manual 



Geniusmic Directional Microphone with Type-C Connector



**Instruction Manual**

## Contents

- [1 Forward](#)
- [2 Product Features](#)
- [3 Warning](#)
- [4 Structure of Product](#)
- [5 Dimension of Product](#)
- [6 Frequency Response Graph](#)
- [7 Polar Pattern](#)
- [8 Frequency Response Graph](#)
- [9 What's in the Box](#)
- [10 Usage Instruction](#)
- [11 Operation Tips](#)
- [12 Technical Data](#)
- [13 Maintenance](#)
- [14 Warranty](#)
- [15 Documents / Resources](#)
- [16 Related Posts](#)

## Forward

Thank you for purchasing Compact Directional Microphone with Type-C Connector. This product is directly connected to the mobile phone. It is suitable for outdoor live broadcast, playing games, taking a video or other audio recording, etc. Please read this manual carefully before using it to make sure the correct operation and exert the optimum function.

## Product Features

1. Compact and lightweight;
2. Type-C standard plug, without extra power supply ;
3. Aluminum alloy materials with stronger RFI resistance;
4. With Windscreen Foam and wind cap;
5. A condenser microphone with strict sensitivity control;
6. This product with pure tone is dedicated for mobile phones, It can be monitored in real-time;
7. High signal-noise ratio and low distortion degree.

## Warning



**Do not disassemble. Should repairs become necessary, this product must be sent to an authorized maintenance center.**



**Always keep this product dry. Do not use in rain or in damp conditions. Keep out of reach of children.**



**Do not use this product in the presence of flammable gas. In certain circumstances, please pay attention to the relevant warnings.**



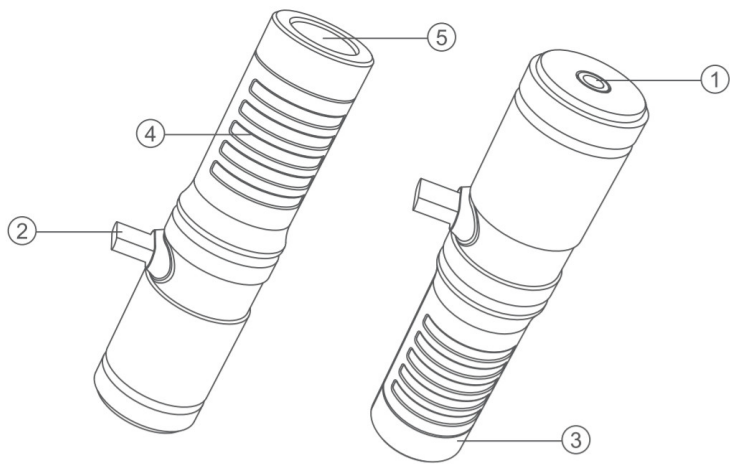
**Do not leave or store the product if the ambient temperature reads over 60°C. This product is suitable for most mainstream models of the type-C interface in the market.**



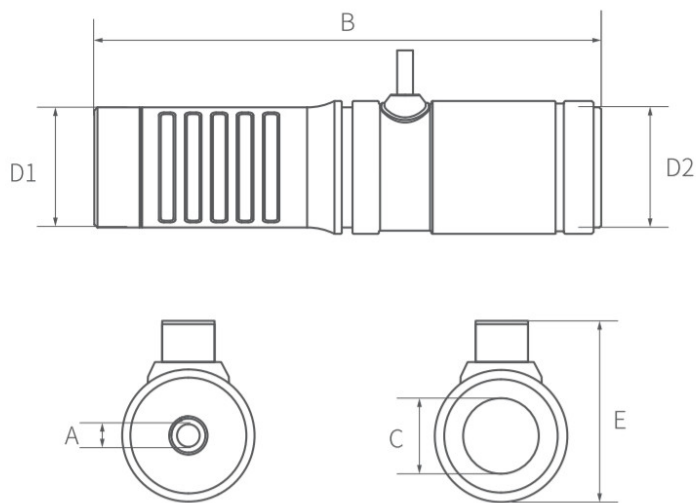
**Please carefully read and observe the warning or direction offered by the manufacturer.**

Structure of Product

- 1. 5mm TRS connector
- 2. Type-C connector plug
- 3. Hypercardioid radio microphone
- 4. Protective Steel Mesh
- 5. MIC Steel Mesh

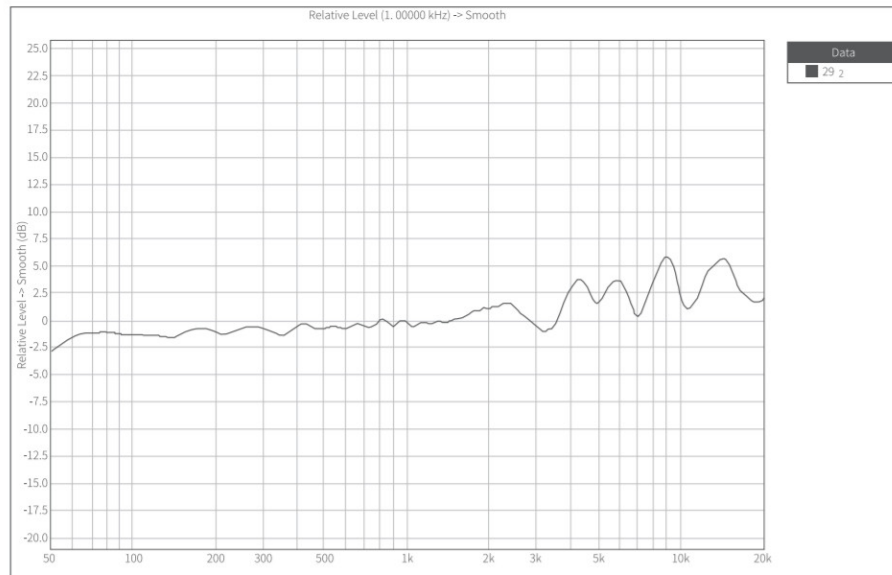


Dimension of Product

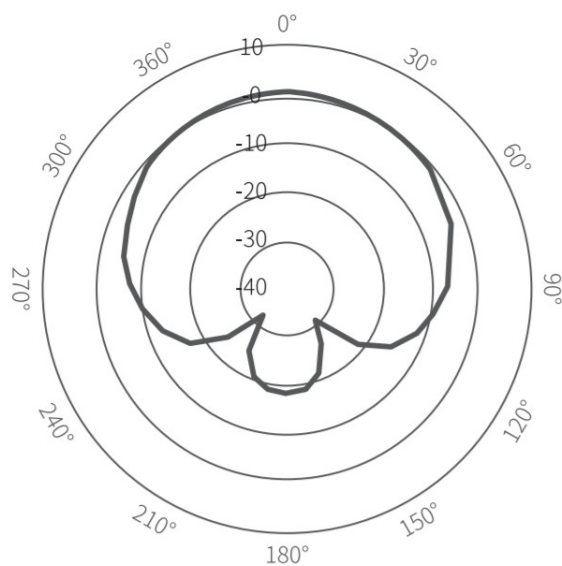


Item	Size (mm)	Tolerance(mm)
A	3.6	±0.2mm
B	80	±0.2mm
C	12	±0.2mm
D1	21	±0.2mm
D2	19	±0.2mm
E	28.5	±0.1mm

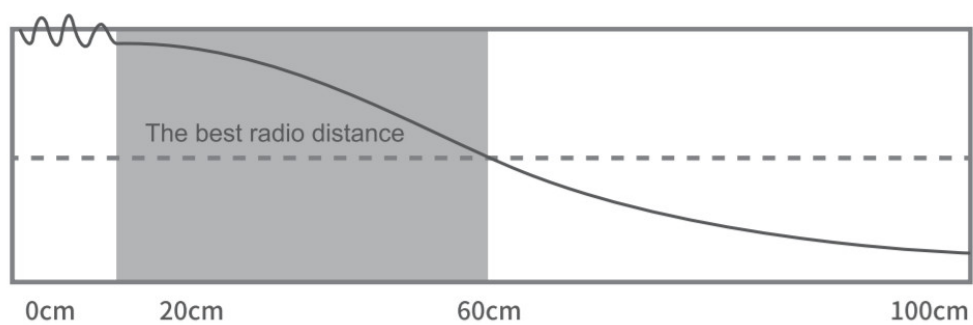
## Frequency Response Graph



## Polar Pattern



## Frequency Response Graph

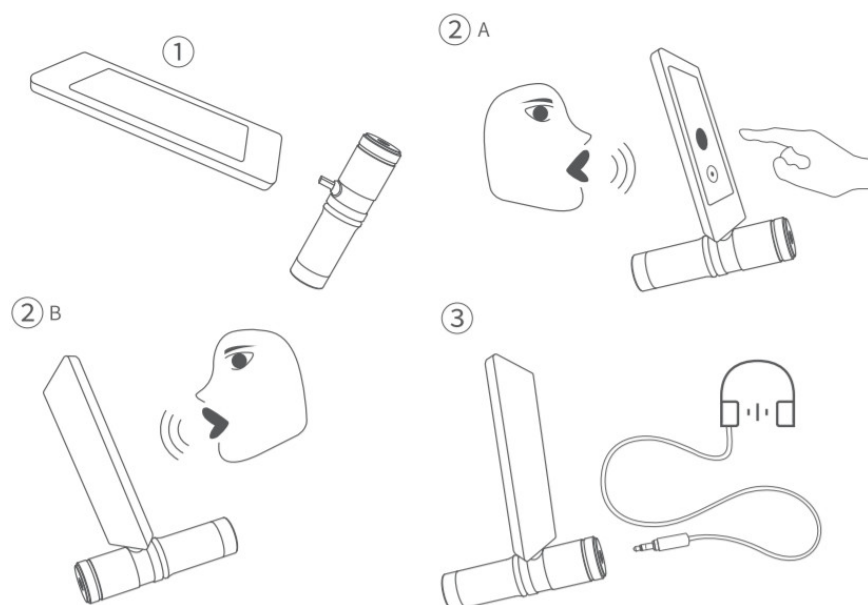


The best radio range is 20cm-60cm. If the distance is too close, the noise such as breathing will be recorded. If the distance is too far, the sound will be attenuated.

## What's in the Box



## Usage Instruction



**According to different scenes, use windscreen foam or wind cap to prevent wind and eliminate the blow into the microphone.**

1. Install windscreen foam sponge or wind cap onto the former end of the microphone to a suitable place.
2. Please insert the Type-C Connector into the mobile phone. if you need to monitor, please plug the headset into the headphone jack of the microphone. If the sound is distorted or the recorded sound is too high, please adjust the recording distance appropriately

## Operation Tips

To exert the optimum function of this product, please do not use non-official included accessories e.g. Windscreen Foam or wind cap, etc. The microphone may do not work properly or be seriously damaged if using other manufacturers' audio cables.

Do not block or shield any soundhole, otherwise, the microphone's performance may be influenced.

The product doesn't need an extra battery and plugs into the phone to use.

Please refer to the microphone input instructions of your phone to know more about the audio settings and adjustments, which will contribute a lot to using this product.

## Technical Data

Model	Geniusmic UC
Pick-up sound range	Hypercardioid
Signal-noise ratio	75dB
Sensitivity	-33±2dB, RL=6800, Vs=1.5V
Audio frequency range	50-20KHz
Audio cable plug Weight	type-C plug
	41g
Dimension	Length: 80mm
Temperature range	-20—+60°C
Material	Black aluminum alloy

## Maintenance

Avoid sudden drops! The device may fail to work after strong shocks, impacts, or excess stress.

Keep dry! The product is not water-proof. Malfunction, rust, and corrosion may occur and go beyond repair if soaked in water or exposed to high humidity.

Keep away from a strong magnetic field! The strong static or magnetic field produced by devices, such as radio transmitters leads to malfunction.

If the product had failures or was wetted, do not use it until it is repaired by professionals.

Changes made to the specifications or designs may not be reflected in this manual.

## Warranty

Dear customers, as this warranty card is an important certificate to apply for our maintenance service, please fill in the following form in coordination with the seller and safe-keep it. Thank you!

Product Information	Model	Product Code Number
Customer Information	Name	Contact Number
	Address	
Seller Information	Name	
	Contact Number	
	Address	
	Date of Sale	
Note		

**Note:** This form shall be sealed by the seller.

## Applicable Products

The document applies to the products listed on the Product Maintenance information (see below for further information). Other products or accessories (e.g. promotional items, giveaways, and additional accessories attached, etc.) are not included in this warranty scope.

## Warranty Period

The warranty period of products and accessories is implemented according to the relevant Product Maintenance Information. The warranty period is calculated from the day (purchase date) when the product is bought for the first time, And the purchase date is considered as the date registered on the warranty card when buying the product.

## How to Get the Maintenance Service

If maintenance service is needed, you can directly contact the product distributor or authorized service institutions. You can also contact the Godox after-sale service call and we will offer you service. When applying for maintenance service, you should provide a valid warranty card. If you cannot provide a valid warranty card, we may offer you maintenance service once confirmed that the product or accessory is involved in the maintenance scope, but that shall not be considered as our obligation.

## Inapplicable Cases

The guarantee and service offered by this document are not applicable in the following cases:

①. The product or accessory has expired its warranty period; ②. Breakage or damage caused by inappropriate usage, maintenance, or preservation, such as improper packing, improper usage, improper plugging in/out external equipment, falling off or squeezing by an external force, contacting or exposure to the improper temperature, solvent, acid, base, flooding, and damp environments, etc; ③. Breakage or damage caused by the non-authorized institution or staff in the process of installation, maintenance, alteration, addition, and detachment; ④. The original identifying information of product or accessory is modified, alternated, or removed; ⑤. No valid warranty card; ⑥. Breakage or damage caused by using illegally authorized, nonstandard, or non-public released software; ⑦. Breakage or damage caused by force majeure or accident; ⑧. Breakage or damage that could not be attributed to the product itself. Once met these situations above, you should seek solutions from the related responsible parties and Godox assumes no responsibility. The damage caused by parts, accessories, and software beyond the warranty period or scope is not included in our maintenance scope.

The normal discoloration, abrasion, and consumption are not the breakages within the maintenance scope.

## Maintenance and Service Support Information

The warranty period and service types of products are implemented according to the following **Product Maintenance Information**:

Product Type	Name	Maintenance Period( month)	Warranty Service Type
Parts	Product Main Body	12	The customer sends the product to designated site
	Battery	3	The customer sends the product to the designated site
	Charger, Power Cable, Sync Cable, Electrical Parts, etc.	12	The customer sends the product to the designated site
Other Items	Battery Case, Windscreen Foam, Wind Cap, Locking Device, Lanyard, Tie, Velcro Tape, Clip, Bag, Package, etc.	No	Without warranty



<http://weixin.qq.com/r/vEPI0F7ERgM5rRqz9xau>

Follow Wechat Public Account

**GODOX Photo Equipment Co., Ltd.**

Add: Building 2, Yaochuan Industrial Zone, Tangwei Community, Fuhai Street, Baoan District, Shenzhen 518103, China

Tel: +86-755-29609320(8062)

Fax: +86-755-25723423

E-mail: [godox@godox.com](mailto:godox@godox.com)

Made In China


[godox.com](http://godox.com)



RoHS



**Documents / Resources**

	<p><a href="#">Godox Geniusmic UC Compact Directional Microphone with Type-C Connector</a> [pdf] Instr</p> <p>uction Manual</p> <p>Geniusmic UC, Compact Directional Microphone with Type-C Connector</p>
--	---

[Manuals+](#)