

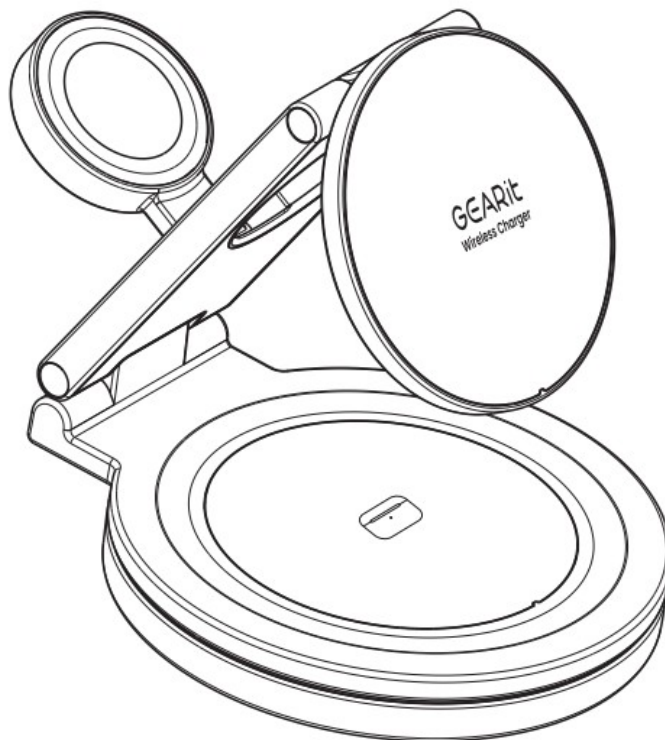


GODIRECTINC GI-CS20W-3D-WH 3 In 1 Rotating Wireless Charger User Manual

[Home](#) » [GODIRECTINC](#) » GODIRECTINC GI-CS20W-3D-WH 3 In 1 Rotating Wireless Charger User Manual 

GEARit




3-in-1 Rotating wireless charger
GI-CS20W-3D-WH
User Manual



Contents

- 1 Package Contents
- 2 Product Introduction
- 3 Compatible Devices
- 4 Product Set Up
- 5 Indicator Lights
- 6 Product Specification
- 7 Attention
- 8 Documents / Resources
- 8.1 References

Package Contents

		
3-in-1 Wireless Charging Stand x 1	USB-C Charging Cable x 1	User Manual x 1

Product Introduction

The GEARit 3-in-1 Travel wireless charging stand is a compact charging device, powered from a single outlet, and it can charge 3 devices simultaneously. To charge your mobile phone, Apple Watch®, and your AirPods® or other compatible earbuds, just place them on the stand, and wireless charging will start automatically.

Compatible Devices

Smartphone:

Apple iPhone® 8/XR/X/11/12/13/14/15/16 series and other Qi-compatible Phones.

For non-MagSafe phones, please use an extra magnetic ring or MagSafe case to use the MagSafe feature of this product.

Smart Watch:

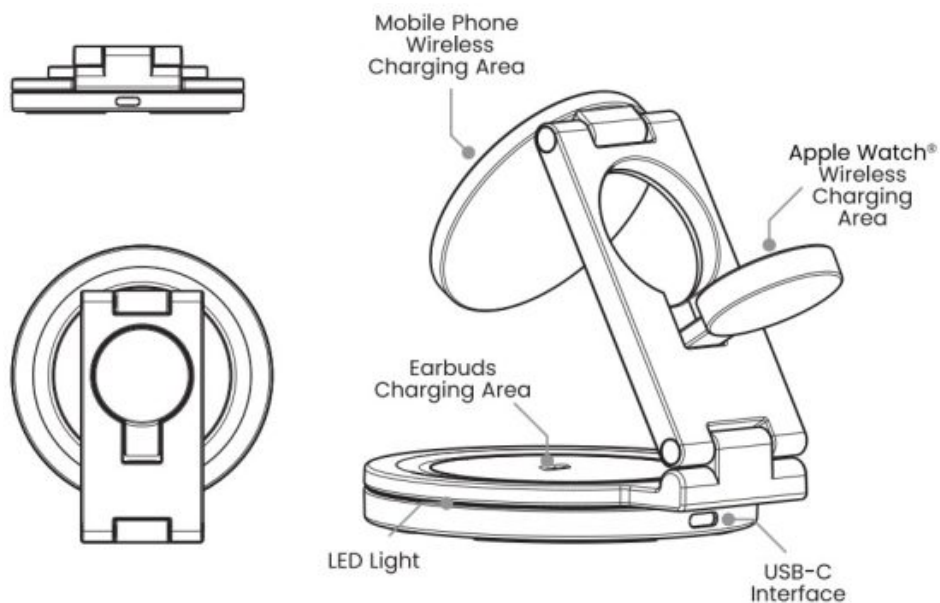
Apple Watch®

Earbuds:

Apple AirPods® 2/3/4/Pro, Samsung earbuds, and other Qi-Compatible earbuds.

Product Set Up

1. Connect the charger to a 9V/2.7A adapter using the included USB-C quick-charge cable to power on the unit.
2. Place your phone onto the phone charging area.
3. Place your Apple Watch® onto the watch charging area.
4. Place your earbuds case onto the earbuds charging area.



NOTE: To ensure safe charging of all 3 devices simultaneously, you must use a 9V/2.7A adapter and quick charge cable, (if the appropriate charger and cable aren't used, the charger may not charge phone, may not charge 3 devices simultaneously, or may even damage the charger).

Indicator Lights

LED Light	Function
Flashes Once	Power On
Solid 30s, then Lights Off	Standby Mode
Breathing for 60s, then Off	Charging
Green Solid	Full Charge
Red Blinking	Metal Foreign Object Detection

Product Specification

Input	9V/2A, 9V2.7A
Phone Output	15W/10W/7.5W/5W
Watch Output	2.5W
Earbuds Output	3W
Input Interface	USB-C interface
Transmission Distance	≤8mm
Conversion Rate (Phone)	≥73%
Product Size	98.3×24.7×95.8mm

Attention

1. Please keep the charger away from water or other liquids.

2. If you need to clean the charger, please make sure it is disconnected from the power supply.
3. Usage environment temperature is 32-114°F/-0-46°C.
4. Charging environment of smart phone will not be greater than 131°F/55°C.
5. If you're experiencing interrupted or slow charging, check the following:
 - A. The back of your phone should not have any metal, pop sockets, or credit cards.
 - B. Put the phone in the center of the charging surface (this lets the charging coil in your phone line up with the one inside the wireless charger).
 - C. The wireless charging coil on Sony phones is located slightly below center.
 - D. Phone cases should be no thicker than 5mm for effective charging.
 - E. Check whether the adapter is QC3.0 fast charger.
6. If you're failing to charge your device, please try out the following:
 - A. Please restart your cell phone and test with a different USB cable.
 - B. Please check whether the indicator turns on or not.
 - C. Please check that the Adapter is a Quick Charger (Output:9V/2.7A). An iPhone® original adapter will not work with the wireless charger.
 - D. Please check your Phone case thickness (<5mm). A metal ring or magnetic case is not included.
7. If you're using the recommended wireless charger with a 9V/2.7A adapter and have removed any potential charging obstructions, but are still experiencing issues, try:
 - A. Replacing the cable connecting your wireless charger.
 - B. Rebooting your phone.
 - C. Unplug the adapter and reinsert.

GEARit LIMITED WARRANTY

Warranty Coverage:

We stand behind our products with confidence, offering warranties designed to give you peace of mind and a worry-free experience. Our commitment covers most GEARit products with specific warranty periods based on product type such as cables, cases, wall chargers, and more. Either way, you're protected from defects in materials and workmanship.

• Consumer Electronics: 24 Months

30-Day Money-Back Guarantee:

You may return undamaged products within 30 days for a full refund. Products must include all accessories and original packaging. Shipping costs for non-quality-related returns are the responsibility of the buyer.

Replacement Warranty:

If a defect arises within the warranty period, GEARit will repair, replace, or issue a credit for the product. Repaired or replacement products are covered for 90 days or the remainder of the original warranty, whichever is longer.

Need Assistance?

For more information or to file a warranty claim, please visit GEARit's Warranty Support.

(<https://www.gearit.com/pages/warranty-information>)

[866-686-1800](tel:866-686-1800)

support@gearit.com Mon – Fri: 9:00 AM – 5:30 PM (PST)

www.gearit.com

FCC Compliance Statement

This device complies with Part 15 of the FCC Rules. Operation is subject to the following two conditions:

(1) This device may not cause harmful interference.

(2) This device must accept any interference received, including interference that may cause undesired operation. Changes or modifications not expressly approved by the party responsible for compliance could void the user's authority to operate the equipment.

Apple Watch® and AirPods are trademarks of Apple Inc. All rights reserved. Any use of the trademark in this material is for identification purposes only and does not imply any affiliation with or endorsement by Apple Inc.



WARNING: This product can expose you to chemicals known to the State of California to cause cancer. For more information, go to www.P65Warnings.ca.gov.

FCC Statement

This device complies with part 15 of the FCC Rules. Operation is subject to the following two conditions: (1) This device may not cause harmful interference, and (2) this device must accept any interference received, including interference that may cause undesired operation.

Note: This equipment has been tested and found to comply with the limits for a Class B digital device, pursuant to part 15 of the FCC Rules. These limits are designed to provide reasonable protection against harmful interference in a residential installation. This equipment generates, uses and can radiate radio frequency energy and, if not installed and used in accordance with the instructions, may cause harmful interference to radio communications. However, there is no guarantee that interference will not occur in a particular installation. If this equipment does cause harmful interference to radio or television reception, which can be determined by turning the equipment off and on, the user is encouraged to try to correct the interference by one or more of the following measures:

- Reorient or relocate the receiving antenna.
- Increase the separation between the equipment and receiver.
- Connect the equipment into an outlet on a circuit different from that to which the receiver is connected.
- Consult the dealer or an experienced radio/TV technician for help.


Note: The Grantee is not responsible for any changes or modifications not expressly approved by the party responsible for compliance. Such modifications could void the user's authority to operate the equipment.

The device has been evaluated to meet general RF exposure requirement.

To maintain compliance with FCC's RF exposure guidelines, the distance must be at least 20 cm between the radiator and your body, and fully supported by the operating and installation configurations of the transmitter and its antenna(s).

GEARit

Documents / Resources



[GODIRECTINC GI-CS20W-3D-WH 3 In 1 Rotating Wireless Charger](#) [pdf] User Manual
GI-CS20W-3D-WH 3 In 1 Rotating Wireless Charger, GI-CS20W-3D-WH, 3 In 1 Rotating Wireless Charger, Rotating Wireless Charger, Wireless Charger, Charger

References

- [User Manual](#)