

GEARit

2BKO4
Magnetic
Speaker
with
RGB Lighting



GODIRECTINC COM INC 2BKO4 Magnetic Bluetooth Speaker with RGB Lighting User Manual

[Home](#) » [GODIRECTINC COM INC](#) » GODIRECTINC COM INC 2BKO4 Magnetic Bluetooth Speaker with RGB Lighting User Manual 

Contents

- [1 GO DIRECT INC COM INC 2BKO4 Magnetic Bluetooth Speaker with RGB Lighting](#)
- [2 Package Contents](#)
- [3 Product Specification](#)
- [4 Basic Functions](#)
- [5 Button Operation](#)
- [6 TWS Pairing](#)
- [7 FAQ](#)
- [8 GEARit LIMITED WARRANTY](#)
- [9 Documents / Resources](#)
 - [9.1 References](#)
- [10 Related Posts](#)



GO DIRECT INC COM INC 2BKO4 Magnetic Bluetooth Speaker with RGB Lighting



Thank you for purchasing your new GEARit Magnetic Bluetooth Speaker with RGB Lighting. This user manual will help provide you with all the information needed to get started. Please read this manual carefully before using the product and reference it for later use. Enjoy your new product.

Live it. Experience it. GEARit.

Package Contents



Bluetooth
Speaker x 1



USB-C Charging
Cable x 1

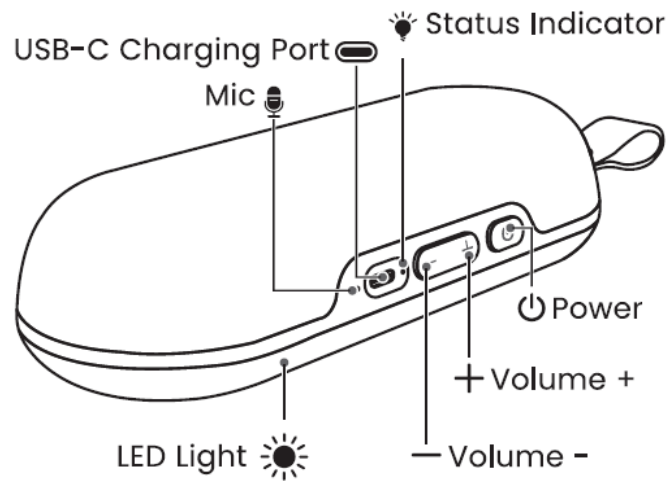



User
Manual x 1

Product Specification

- Model: GI-SPKR-BT-BRICK-BK
- Bluetooth Version: 5.3
- Battery Capacity: 3.7V/2600mAh
- Playback Time
 - 5-6 hours (70% volume, LED lighting off)
 - 6-8 hours (50% volume, LED lighting off)
- Talk Time 8-10 hours
- Charging Time 3-4 hours
- Charging Current 5V-1A
- Speaker Unit 8W x2
- Product Size 199 x 80 x 47.2mm
- Product Weight 501g

Basic Functions



Button	Function		Operation	Instruction
	Power ON / OFF	Long	press 2s.	
	Play / Pause		When playing media, short press. Short press.	
<div>  Power </div>	Answer / End Call Reject Incoming Call			
			Short press 3 times.	
	Switch Call to Phone		Short press 3 times.	
	TWS Connect / Disconnect Increase Volume		Short press 3 times. Short press.	
Volume+				
	Skip Track Decrease Volume		Long press 2s.	
Volume –			Short press.	
	Previous Track		Long press 2s.	
Volume + and –	Disconnect Bluetooth Connection		Short press simultaneously.	
	Turn ON/OFF SOS Light		Long press 2s simultaneously.	

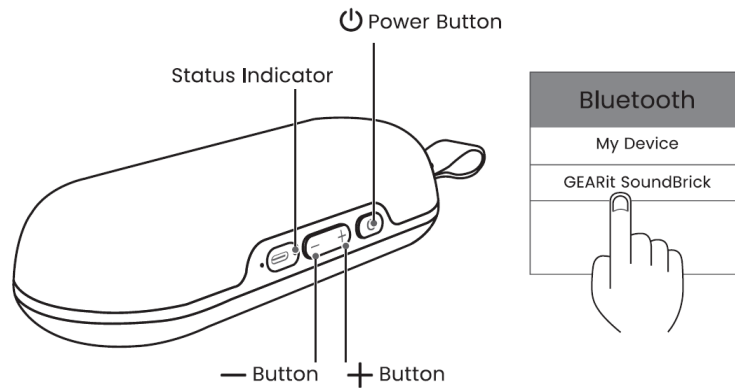
Button Operation

LED Lighting

After power on, short press "⏻" button twice to switch LED lighting mode (Mode 1, Mode 2, Mode 3, Mode 4, Mode 5, Power OFF). Long press both "+ -" buttons 3s at the same time to turn ON/ OFF SOS lighting.

Calling

For incoming call, short press "⏻" button to answer. Short press "⏻" button 3 times to hang up. During a call, short press "⏻" button to hang up. Short press "⏻" button 3 times to switch the call to your mobile device. (during a call)

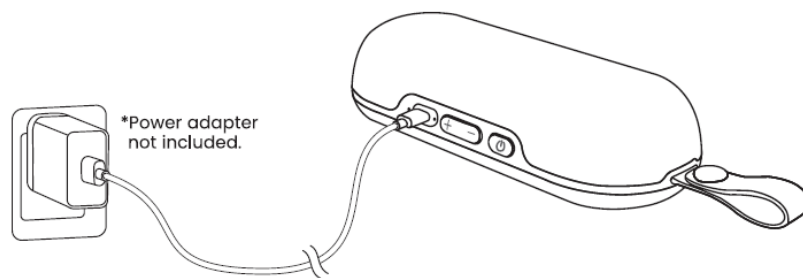


This speaker supports mobile phones, tablets, PCs etc. Here in this User manual, the illustrations are based on mobile phones.

Charging and Power Saving

Charge when you hear the low battery prompt tone or see the indicator flash red. The red status indicator will stay on during charging and turn off when fully charged.

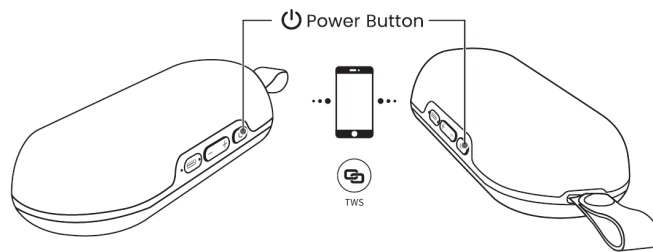
Note: Use the supplied USB-C charging cable with an output source 5V/2A (or above).



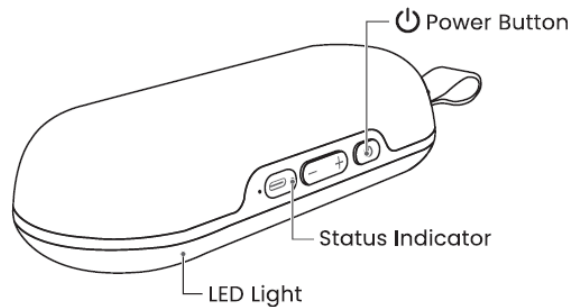
The speaker will power off automatically to save battery when there is no connection after 10 minutes.

TWS Pairing

1. Power ON both devices with no devices connected via Bluetooth.
2. Short press "⏻" button 3 times on any speaker to turn on the TWS function. You will hear a prompt tone and the status indicator will flash blue.
3. Short press "⏻" button 3 times on the second speaker.
4. When paired successfully you will hear a tone and the status indicator of the master speaker will flash while the status indicator of the slave speaker will be solid blue.
5. Both speakers are now connected and you can connect via your phone.



Indicator Lights



LED	Total 5 LED Lighting Modes
Status Indicator	Power ON / TWS: Blue Solid
	Low Battery: Red Flashing
	Charging: Red Solid
	Fully Charged: Light Off

FAQ

Q: What if there is noise or discontinuous sound during playing?

A: The speaker can be normally used within 10m line of sight. If it is beyond 10m or with obstruction, there might be noise or discontinuous sound.

Q: Why does the speaker power off automatically after powering on without any operation?

A: When there is no bluetooth pairing within 10 minutes, the speaker will shut down automatically to reduce power consumption.

Q: Why isn't the speaker connecting to the once-paired cellphone?

A: First, remove the speaker's paired name from the cellphone's Bluetooth list and then restart pairing.

Q: Why can't the speaker be powered on or used normally?

A: Please charge it for some time, then long press power on button 10-30s to reset.

GEARit LIMITED WARRANTY

Warranty Coverage:

We stand behind our products with confidence, offering warranties designed to give you peace of mind and a worry-free experience. Our commitment covers most GEARit products with specific warranty periods based on product type such as cables, cases, wall chargers, and more. either way, you're protected from defects in materials and workmanship.

- **Speakers (Bluetooth Products):** 24 Months
- **30-Day Money-Back Guarantee:**

You may return undamaged products within 30 days for a full refund. products must include all accessories and original packaging. Shipping sts for non-quality-related returns are the responsibility of the buyer.

Replacement warranty:

If a defect arises within the warranty period, GEARit will repair, replace, or issue a credit for the product. Repaired or replacement products are covered for 90 days or the remainder of the original warranty, whichever is longer.

Need Assistance?

For more information or to file a warranty claim, please visit GEARit's Warranty Support.

(<https://www.gearit.com/pages/warranty-information>)


[866-686-1800](tel:866-686-1800)

support@gearit.com

Mon – Fri: 9:00 AM – 5:30 PM (PST)

www.gearit.com

Documents / Resources

	<p>GODIRECTINC COM INC 2BKO4 Magnetic Bluetooth Speaker with RGB Lighting [pdf] Use r Manual</p> <p>2BKO4-SPKRBRICK, 2BKO4SPKRBRICK, 2BKO4 Magnetic Bluetooth Speaker with RGB Light ing, 2BKO4, Magnetic Bluetooth Speaker with RGB Lighting, Bluetooth Speaker with RGB Lighti ng, Speaker with RGB Lighting, RGB Lighting</p>
---	--

References

- [User Manual](#)

[Manuals+](#), [Privacy Policy](#)

This website is an independent publication and is neither affiliated with nor endorsed by any of the trademark owners. The "Bluetooth®" word mark and logos are registered trademarks owned by Bluetooth SIG, Inc. The "Wi-Fi®" word mark and logos are registered trademarks owned by the Wi-Fi Alliance. Any use of these marks on this website does not imply any affiliation with or endorsement.