



GOALZERO 32005 Lighthouse Micro Flash LED Lantern + Flashlight User Guide

[Home](#) » [GOALZERO](#) » GOALZERO 32005 Lighthouse Micro Flash LED Lantern + Flashlight User Guide 

GOALZERO 32005 Lighthouse Micro Flash LED Lantern + Flashlight User Guide



BEFORE FIRST USE

Take Lighthouse Micro Flash out of DEMO MODE by plugging it into a powered USB port.

Not near a USB? Press the On/Off/Dimmer Button five times and hold on the sixth. The Battery Indicator will flash and Lighthouse Micro Flash will be out of DEMO MODE

Contents

[1 GET TO KNOW YOUR GEAR](#)

[2 HOW IT WORKS](#)

[3 RECHARGE YOUR LIGHTHOUSE MICRO FLASH](#)

[4 TECHNICAL SPECIFICATIONS](#)

[5 Documents / Resources](#)

[6 Related Posts](#)

GET TO KNOW YOUR GEAR

- USB Rechargeable

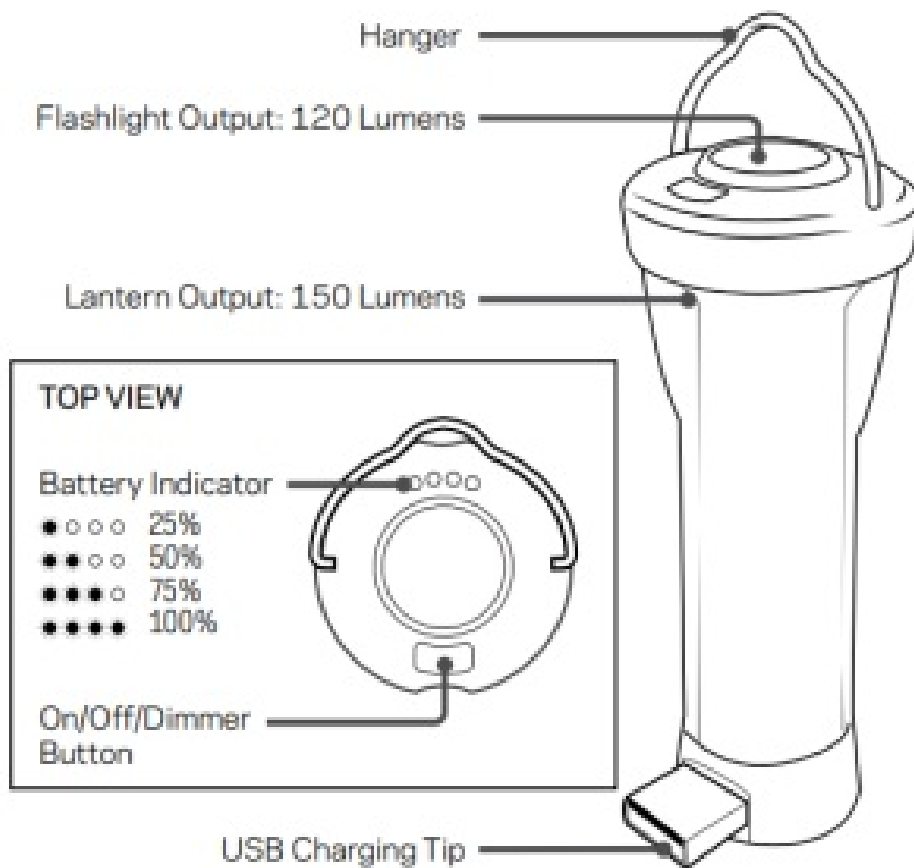


- Hour Runtime on Lowest Setting



- Weatherproof IPX7 Rated





HOW IT WORKS

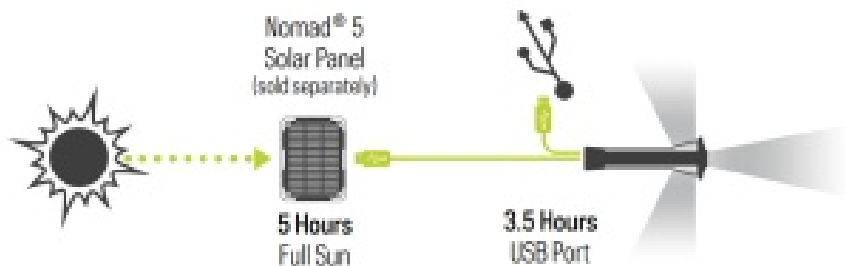
1. Push the On/Off/Dimmer Button once for flashlight mode; twice for high; three times for low.
2. Press and hold to dim each mode.
3. Using the flip-out USB tip, plug Lighthouse Micro Flash into any powered USB port to charge it up in 3.5 hours.
Also charges from 5 hours of full sun from the Nomad® 5.

Still in DEMO MODE? See the front cover for instructions.

RUNTIME		LUMENS	CHARGE TIME	
Lantern – One Side (Low)	170 hours	10 LUMENS	USB source	3.5 hours
Lantern – One Side (High)	15 hours	70 lumens	Nomad 5	5 hours
Lantern – Both Side s (Low)	80 hours	20 lumens		
Lantern – Both Side s (High)	7 hours	150 lumens		
Flashlight (Low)	100 hours	20 lumens		
Flashlight (High)	8.5 hours	120 LUMENS		

RECHARGE YOUR LIGHTHOUSE MICRO FLASH

Recharge from USB or solar panel.



TECHNICAL SPECIFICATIONS




Battery

- Cell chemistry Li-ion NMC
- Cell type 18650
- Cell capacity 9.62Wh (3.7V, 2600mAh)
- Lifecycles hundreds of cycles
- Shelf-life Charge every 3-6 months

Ports

- USB port (input) 5V, up to 1A (5W max)

General

- Durability IPX7
- Weight 2.4 oz (68g)
- Dimensions 3.66 x 1.5in (93 x 37.75mm)
- Operating usage temp. 32-104 F (0-40 C)
- **Certs:**   
- Warranty: 12 months

Be sure to activate your warranty at goalzero.com/warranty

GOAL ZERO HEADQUARTERS

675 West 14600 South

Bluffdale, UT 84065

1-888-794-6250

Designed in the U.S.A.

Made in China


This equipment has been tested and found to comply with the limits for a Class B digital device, pursuant to part 15 of the FCC Rules. These limits are designed to provide reasonable protection against harmful interference in a residential installation. This equipment generates, uses and can radiate radio frequency energy and, if not installed and used in accordance with the instructions, may cause harmful interference to radio communications. However, there is no guarantee that interference will not occur in a particular installation. If this equipment does cause harmful interference to radio or television reception, which can be determined by turning the equipment off and on, the user is encouraged to try to correct the interference by one or more of the following measures:

- Reorient or relocate the receiving antenna.
- Increase the separation between the equipment and receiver.
- Connect the equipment into an outlet on a circuit different from that to which the receiver is connected.
- Consult the dealer or an experienced radio/TV technician for help.

This device complies with part 15 of the FCC Rules. Operation is subject to the following two conditions: (1) This device may not cause harmful interference, and (2) this device must accept any interference received, including interference that may cause undesired operation.

[GOALZERO.COM](https://goalzero.com)

Documents / Resources



[GOALZERO 32005 Lighthouse Micro Flash LED Lantern + Flashlight](#) [pdf] User Guide
32005, Lighthouse Micro Flash LED Lantern Flashlight