



GOAL ZERO Torch 250 Flashlight and USB Power Hub User Guide

[Home](#) » [GOAL ZERO](#) » GOAL ZERO Torch 250 Flashlight and USB Power Hub User Guide 

Contents

- [1 GOAL ZERO Torch 250 Flashlight and USB Power Hub](#)
- [2 GET TO KNOW YOUR GEAR](#)
- [3 GET TO KNOW YOUR GEAR](#)
- [4 FREQUENTLY ASKED QUESTIONS](#)
- [5 TECHNICAL SPECIFICATIONS](#)
- [6 Documents / Resources](#)
 - [6.1 References](#)
- [7 Related Posts](#)

GOAL

GOAL ZERO Torch 250 Flashlight and USB Power Hub



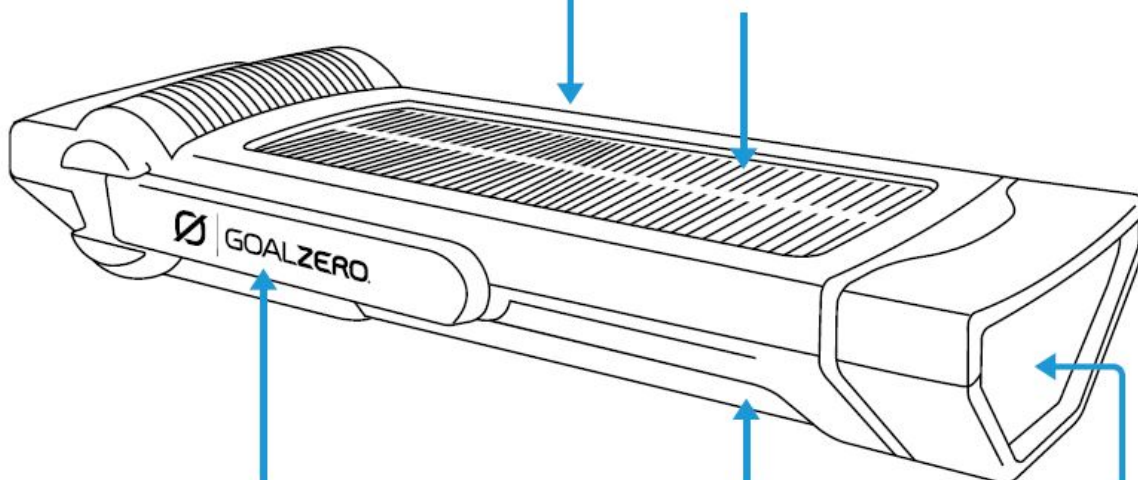
GET TO KNOW YOUR GEAR

Integrated Charging Cable

No more lost cables. Charge the Torch in 7 hours from any USB port.

Built-in Solar Panel

Charge up the Torch in 24 Hrs (full sun). Add additional solar panels for quicker charge time.



Hand Crank

1 Minute Crank =
2 Minutes of Light

70 Lumens Flood Light

48 Hrs on Low
22 Hrs on High

180 Lumens Spot Light

15 Hrs on Low
7 Hrs on High

WHAT IT POWERS



Headlamp
2-5 Recharges



POV Camera
3 Recharges



Phone
2 Recharges



Laptop
50% Boost

THREE WAYS TO CHARGE



Any USB Port



Built-in Solar



Hand Crank

GET TO KNOW YOUR GEAR

- **Flood Light: 70 Lumens**

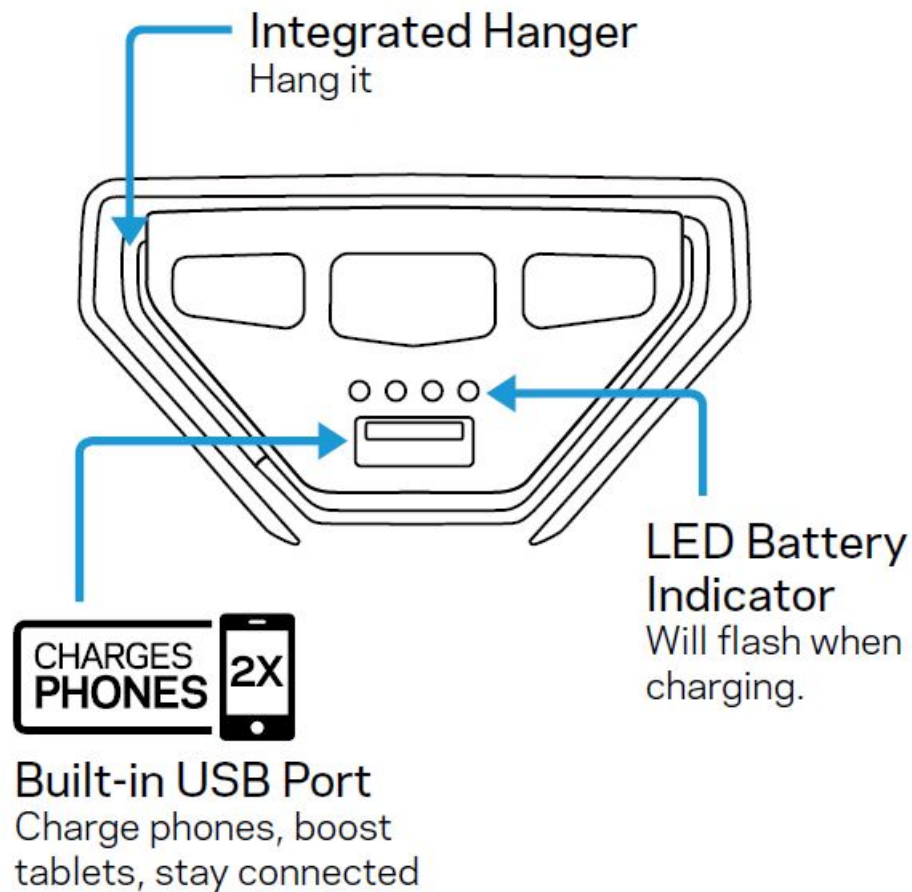
Push once for high; twice for low. It Runs 48 hours on low, 22 hours on high.

- **SpotLight: 180 Lumens**

Push once for high; twice for low. It Runs 15 hours on low; 7 hours on high.

- **Red Light**

Push once for steady light twice for flashing.



FREQUENTLY ASKED QUESTIONS


- **Q: Does it matter which direction I turn the hand crank?**

A: Nope, you can turn the hand crank in either direction for power. Remember, 1 minute of cranking is about 2 minutes of light.

- **Q: How do I know if the solar panel is working?**

A: You'll know the solar panel is working when the blue LED indicator lights turn on and start blinking. Angle the solar panel toward the sun for the best charging experience. PRO TIP: Leave your Torch 250 in a windowsill so it's always charged and ready to go.

TECHNICAL SPECIFICATIONS

Torch 250 Flashlight and USB Power Hub			
Goal Zero Nomad 3.5	10-20 hrs	Spot Light	180 Lumens
Goal Zero Nomad 7	7-14 hrs	Flood Light	70 Lumens
Built-in Solar	23-46 hrs	Hand crank	
USB Source	7 hrs	Hand Crank	2.2 W (cranking at 120 RPM)
Run Time		1 Minute of Crank	2 minutes of light
Spot Light (low power)	15 hrs	Solar	
Spot Light (high power)	7 hrs	Rated Power:	0.8W
Flood Light (low power)	48 hrs	Cell Type	Monocrystalline
Flood Light (high power)	22 hrs	Ports	
Battery		USB Port (Output)	5V, up to 1A (7.5W max), regulated
Cell Chemistry	Li-NMC	USB Port (Input)	5V, up to 1A (5W max)
Cell Capacity	16.3Wh (3.7V, 4400mAh)	General	
Lifecycles	Hundreds of cycles	Chainable	No
Shelf-life	Charge every 3-6 months	Weight	14.4 oz (408 g)
Fuses	None	Dimensions	10 x 3.5 x 1.75 in (25.4 x 8.9 x 4.5 cm)
Management System	Charging and low-battery protection built-in	Operating Usage Temperature	32-104 F (0-40 C)
Light		Certs	
LED (Output)	250 Lumens, 4000K warm white LEDs	Warranty	12 Months

Be sure to activate your warranty at goalzero.com/warranty

Documents / Resources

	GOAL ZERO Torch 250 Flashlight and USB Power Hub [pdf] User Guide Torch 250, Flashlight and USB Power Hub, Torch 250 Flashlight and USB Power Hub
---	--

References

-  [Our Warranty & Return Options | Goal Zero](#)