



GO Power GP-MPPT-PRO-BT-1 Bluetooth Dongle Owner's Manual

[Home](#) » [Go Power](#) » GO Power GP-MPPT-PRO-BT-1 Bluetooth Dongle Owner's Manual 

Contents

- [1 GO Power GP-MPPT-PRO-BT-1 Bluetooth Dongle](#)
- [2 Main Features](#)
- [3 Product Features](#)
- [4 Product Dimensions](#)
- [5 System Wiring Diagram](#)
- [6 Specifications](#)
- [7 Connectivity Instructions](#)
- [8 Changing the Bluetooth PIN code](#)
- [9 Compatibility notes on phones and tablets](#)
- [10 Documents / Resources](#)
- [11 Related Posts](#)



GO Power GP-MPPT-PRO-BT-1 Bluetooth Dongle



Product Instructions

The GP-MPPT-PRO-BT-1 is compatible with Go Power!'s Bluetooth ready solar controllers and can work seamlessly with the Go Power! Connect mobile app giving you the ability to wirelessly monitor you controller's parameters setting and data view.

Main Features

1. Convenient wireless monitoring of your solar controller
2. Supports the Go Power! Connect mobile app allowing for simple set-up and plug & play functionality
3. The use of high performance, low power consumption of the bluetooth special chip
4. Adopt bluetooth 4.0 and BLE technology, has the characteristics of rapid communication and strong anti-jamming capability
5. Without external power supply, power supply directly by the communication port
6. Communication distance of up to 15 meters

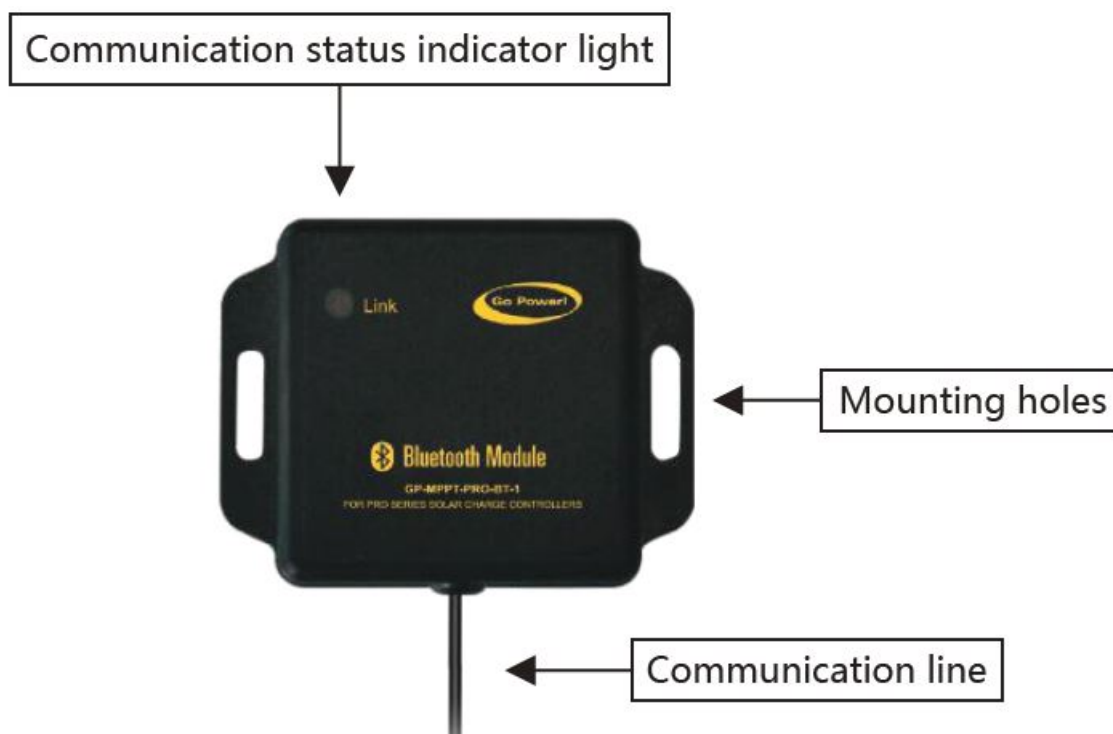
LED Status

Indicator Light	State	Explanation
Link Indicator Light	Blink	Connected
	OFF	Idle State

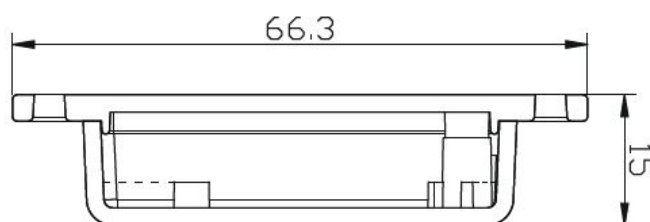
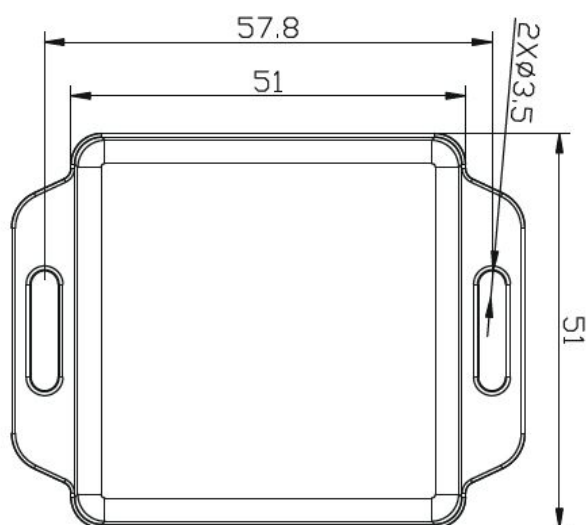
Applicable Type

Communication	Controller Port
RS232	RJ12

Product Features



Product Dimensions



Model : GP-MPPT-PRO-BT-1

External dimensions : 66.3 x 51 x 15mm

Fixed holes dia : ϕ 3.5

System Wiring Diagram



Note: Cable using the standard network cable (parallel line) connect.

Note: Cable using the standard network cable (parallel line) connect.

Specifications

Type	GP-MPPT-PRO-BT-1
Input voltage	5V-12V
Stand-by power consumption	0.04W
Run power consumption	0.05W
Communication distance	≤15m
Serial port baud rate	Fixed baud rate 9600bps

Communication methods	RS232
Interface type	RJ12
Connecting line	Standard network cable (parallel line)
Size	66.3 x 51 x 15mm
Installation dimension	57.5 x 15mm
Fixed holes dia	φ3.5
Operating temperature	-20°C-75°C
Level of protection	IP67
Net weight	120g

Support: <https://gpelectric.com/support/battery-monitor-support/>

Connectivity Instructions

Welcome to the Go Power! Connect™ Manual. You can use the Connect app to configure, monitor and diagnose all our products which have built-in Bluetooth capability or are equipped with a Go Power! direct port.


For a complete list of products compatible with Go Power! Connect, please visit gpelectric.com

Go Power Connect™ can be used on devices running Android or iOS.

Go Power! Connect™



Available on



1. Download and Installation

Go Power Connect™ is available to users of iOS and Android phones, as well as tablets. Visit get.gpelectric.com/connect to download the app suitable for your device.

2. Bluetooth Dongle – Pairing and Connecting

1. Open Go Power! Connect™
2. On your Phone or Tablet: pull down the screen to initiate a scan for available devices.
3. The first time you attempt to connect the phone will ask to 'pair' with the device. Enter the pin code. The default pin code is 000000.
4. Connection is complete.

If connection was not successful please refer to section 9. Troubleshooting below.

Note: Always connect from within the Go Power! Connect™ app. Do not connect from the device's system menu because the app will not find your Go Power! product.

Changing the Bluetooth PIN code

To prevent unauthorised connections to your device we recommended you change the PIN code. Avoid using obvious PIN codes such as 111111 or 123456.

To change the PIN code: First complete your connection; then go to the Product Info page. To access that page, click the button on the upper right. For some products it will be the settings icon: .

After opening that menu press , and click Product Info.

For other products you'll find the button on the upper right, which takes you straight to the Product Info page.

Compatibility notes on phones and tablets

Android Devices

The minimum required Android version to run the Go Power Connect™ app is 4.1.

The minimum required Android version to connect to the Go Power! Connect™ via Bluetooth is 4.3.

Access to location services required?

Android 6 and later requires access permission for the Connectivity app to access location services. Otherwise it can not scan for the Bluetooth devices.

Besides permitting access to its data, the location services also needs to be enabled in many (but not all) cases.

Note that after enabling location services, the GPS itself can be switched off again: the Android location services are more than GPS. Bluetooth and WiFi- scan results can technically also be used to approximate the devices location; hence these requirements.

Despite the text above, you can be sure that the Connectivity app is not interested in, nor tracking your location.


Apple iOS iPhones and iPads

The Connectivity app works on the following iPhones and iPads, which have Bluetooth 4.0 (BT LE) and iOS 8 or later, which is required:

- Phone 4S and later (due to Bluetooth Low Energy support)
- iPad 3rd generation and later

Unfortunately Apple iPhone/iPad doesn't support USB OTG.

Documents / Resources

	GO Power GP-MPPT-PRO-BT-1 Bluetooth Dongle [pdf] Owner's Manual GP-MPPT-PRO-BT-1, Bluetooth Dongle
---	---