



Glow GLSBPS3232 32×32 Inch Square New Generation Sterling Fibre Softbox User Manual

[Home](#) » [Glow](#) » Glow GLSBPS3232 32×32 Inch Square New Generation Sterling Fibre Softbox User Manual 

Contents

- [1 Glow GLSBPS3232 32×32 Inch Square New Generation Sterling Fibre Softbox](#)
- [2 Product Information](#)
- [3 Product Usage Instructions](#)
- [4 Tech Note](#)
- [5 Precautions](#)
- [6 Features](#)
- [7 Adding Diffusion](#)
- [8 Closing the ParaSnap](#)
- [9 In the Box](#)
- [10 One-Year Glow Limited Warranty](#)
- [11 Documents / Resources](#)

GLOW®

Glow GLSBPS3232 32×32 Inch Square New Generation Sterling Fibre Softbox



Product Information

The product comes with an adapter which is used to connect the device to a power source.

Product Usage Instructions

1. Locate the adapter that came with the product.
2. Plug one end of the adapter into the device.
3. Plug the other end of the adapter into a power source.
4. If you need to change the adapter, unplug the current adapter from both the device and the power source.
5. Plug the new adapter into the device and then into a power source.

Thank You for Choosing Glow

- The Glow ParaSnap NewGen Softbox with Sterling Fibre™™ is a brilliantly designed solution for instant setup and breakdown in a fraction of the time it takes to set up a standard Softbox.
- Do you like Glow EZ Lock modifiers? Who doesn't? The advanced easy open and close system won the hearts of many image makers with its direct setup.
- As great as EZ Lock is, Glow found a faster and simpler way to prep a Softbox – ParaSnap. With a single swing and snap motion, the ParaSnap NewGen opens and locks into the classic shape favored by fashion and portrait photographers.
- Introducing the Glow SterlingFibre™™ silver lining, a revolutionary quilted fabric interior that optimizes and maximizes your light output; no hot spots, no light loss, and excellent for all skin tones. Removable inner and outer diffusers create an even more luxurious beam and solve most contrast issues when capturing a variety of skin tones and values. The exquisite yield boasts heavenly lighting, with round catchlights in the subject's eyes.

The ParaSnap is the perfect size for accomplishing portraits on the dime, with terrific portability and adaptability to serve on all sorts of moonlights – with a snap!

- The most extraordinary speeding swap in the industry.
- Perhaps the best silver interior finish is found in any softbox, with little or no output dark spots or hotspots.
- Light shaping has never been so convenient.

Tech Note

Fast.

- Not only does the ParaSnap NewGen Softbox with SterlingFibre™M deploy in an instant, but the daunting task of switching speedings to fit a variety of studio and speedlight standards takes on a new definition with tool-free ease. Flip the chamber open, slip out the old ring, and close the cover on the new connector.

Faster.

- The Glow brand is synonymous with flash modifier excellence, the most coveted line of light shapers today. Never before has constructing, deploying, and modifying a Softbox of any brand been simpler. Gone are the hesitations to use the best lighting effect due to the struggle to build a perfect Softbox. The ParaSnap NewGen Softbox with SterlingFibre™M is ready for action in a snap.

Fastest.

- Exclusivity is a rarity, but Glow has done it again! We call our exciting new advanced interior design, SterlingFibre™M. The heart of any Softbox is the space that reflects the flash within the 'box'. The silvered surfaces 'sees' the light that faces it. The superior quilted interior means ultimate output. Typically, the nature of an umbrella or rectangular bank light cannot capture all of the strobes burst without including dark spots on the reflective surface. With SterlingFibre™M, little light is lost as the wafered character picks up all of the monolight's flash burst and brings it to focus outward to the front diffusers. The ParaSnap NewGen Softbox with SterlingFibre™M, with output as no other.
- The Sterling Fibre™M Silver Lining is a significant advantage. Unlike any other silver interiors, the efficiency of the shape and the position of the flashed is less critical due to the innovative silver fabric design. Take a close look at the surface. It's not smooth. The wafer-quilted bump pattern captures light from all angles, including the facing elements. No dark spots arise. All of the output from the moonlight is captured by the bowl, and projected forward through the optionally employed diffusion layers. SterlingFibre™M eliminates blind spots and creates the most efficient softbox in the photo universe.

Precautions

- Please read and follow the instructions and keep this manual in a safe place.
- Make sure this product is intact and that there are no missing parts.
- Use caution when expanding and collapsing this product.
- Clean with only a dry soft cloth.
- All images are for illustrative purposes only.

- Store in a cool and dry environment.
- Attach strobes with modeling lamps following the recommended bulb wattage limits.
- The materials used in this product are not waterproof or flame resistant. Care must be taken to avoid damage.

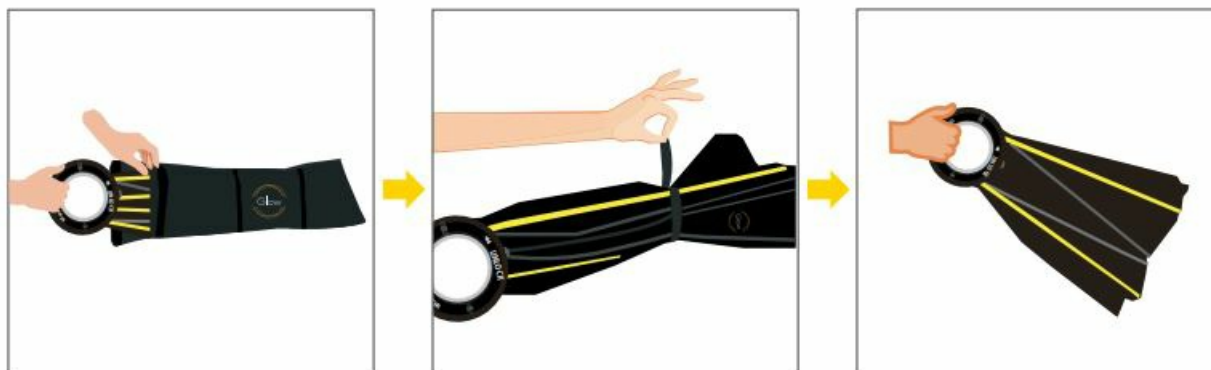
Specification	ParaSnap Square type			ParaSnap Recta type			ParaSnap Strip type			ParaSnap Octa type	
	ParaSnap 24 x 24"	ParaSnap 32 x 32"	ParaSnap 40 x 40"	ParaSnap 24 x 34"	ParaSnap 30 x 40"	ParaSnap 36 x 44"	ParaSnap 12 x 36"	ParaSnap 16 x 48"	ParaSnap 14 x 60"	ParaSnap 36"	ParaSnap 44"
Size	60.5 x 60.5cm	80 x 80cm	100 x 100cm	60 x 85cm	75 x 99.5cm	90 x 110cm	30 x 90cm	40 x 120cm	35 x 150cm	DIA 36" / 91.4cm	44" / 112cm
Weight	2.42lb / 1.1kg	2.79lb / 1.25kg	3.3lb / 1.5kg	2.65lb / 1.2kg	2.91lb / 1.32kg	3.41lb / 1.55kg	2.2lb / 1kg	2.27lb / 1.26kg	3.19lb / 1.45kg	1 lbs 12.8 oz / 1.4 kg	2lb 3.1 oz / 1 kg
Sections	4	4	4	4	4	4	4	4	4	8	8
Diffuser Internal	Snap bands	Snap bands	Snap bands	Snap bands	Snap bands	Snap bands	Snap bands	Snap bands	Snap bands	Snap bands	Snap bands
Diffuser Outside	Velcro	Velcro	Velcro	Velcro	Velcro	Velcro	Velcro	Velcro	Velcro	Velcro	Velcro
Materials	Reinforced Fabric, Aluminum Rods, Aluminum Ring, Polycarbonates	Reinforced Fabric, Aluminum Rods, Aluminum Ring, Polycarbonates	Reinforced Fabric, Aluminum Rods, Aluminum Ring, Polycarbonates	Reinforced Fabric, Aluminum Rods, Aluminum Ring, Polycarbonates	Reinforced Fabric, Aluminum Rods, Aluminum Ring, Polycarbonates	Reinforced Fabric, Aluminum Rods, Aluminum Ring, Polycarbonates	Reinforced Fabric, Aluminum Rods, Aluminum Ring, Polycarbonates	Reinforced Fabric, Aluminum Rods, Aluminum Ring, Polycarbonates	Reinforced Fabric, Aluminum Rods, Aluminum Ring, Polycarbonates	Reinforced Fabric, Aluminum Rods, Aluminum Ring, Polycarbonates	Reinforced Fabric, Aluminum Rods, Aluminum Ring, Polycarbonates
Finish	Silver SterlingFibre™ interior, black matte exterior, custom trim	Silver SterlingFibre™ interior, black matte exterior, custom trim	Silver SterlingFibre™ interior, black matte exterior, custom trim	Silver SterlingFibre™ interior, black matte exterior, custom trim	Silver SterlingFibre™ interior, black matte exterior, custom trim	Silver SterlingFibre™ interior, black matte exterior, custom trim	Silver SterlingFibre™ interior, black matte exterior, custom trim	Silver SterlingFibre™ interior, black matte exterior, custom trim	Silver SterlingFibre™ interior, black matte exterior, custom trim	Silver SterlingFibre™ interior, black matte exterior, custom trim	Silver SterlingFibre™ interior, black matte exterior, custom trim
Depth Open	14.6" / 37cm	14.6" / 37cm	16.5" / 42cm	13.8" / 35cm	16.1" / 41cm	15.7" / 40cm	12.6" / 32cm	15.7" / 40cm	13.4" / 34cm	16.75" / 42.5 cm	21" / 53.3 cm
Interior	SterlingFibre™ Silver	SterlingFibre™ Silver	SterlingFibre™ Silver	SterlingFibre™ Silver	SterlingFibre™ Silver	SterlingFibre™ Silver	SterlingFibre™ Silver	SterlingFibre™ Silver	SterlingFibre™ Silver	SterlingFibre™ Silver	SterlingFibre™ Silver
Rods	4 Aluminum-External	4 Aluminum-External	4 Aluminum-External	4 Aluminum-External	4 Aluminum-External	4 Aluminum-External	4 Aluminum-External	4 Aluminum-External	4 Aluminum-External	8 Aluminum - External	8 Aluminum - External
Mount	Interchangeable Bows speeding supplied	Interchangeable Bows speeding supplied	Interchangeable Bows speeding supplied	Interchangeable Bows speeding supplied	Interchangeable Bows speeding supplied	Interchangeable Bows speeding supplied	Interchangeable Bows speeding supplied	Interchangeable Bows speeding supplied	Interchangeable Bows speeding supplied	Interchangeable Bows speeding supplied	Interchangeable Bows speeding supplied
Speeding Diameter	5.7" / 144mm	5.7" / 144mm	5.7" / 144mm	5.7" / 144mm	5.7" / 144mm	5.7" / 144mm	5.7" / 144mm	5.7" / 144mm	5.7" / 144mm	144mm	144mm

Features

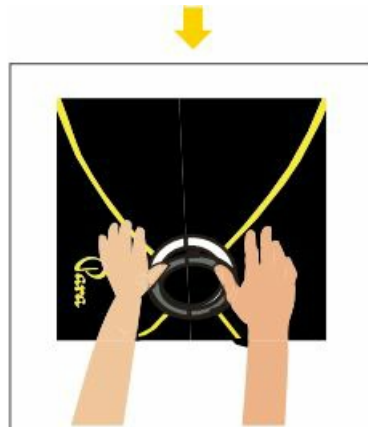
- Features single fast motion open and close to constructing the softbox.
- Tool-free speeding swapping.
- The best silver lining in the industry with SterlingFibre™.
- Exquisite and efficient light shaping lightbank.
- Three levels of modification with two removable diffusion silks.
- Folds flat for storage and transit in its own case.
- Support ribs are external, forming a continuous, unbroken SterlingFibre™ bow internally.
- Designed for monolights of all manufactures.
- Excellent solution for wedding photographers on the move.
- Delivers the best light with the least effort for all skin tones.

Setting Up the Parasnap

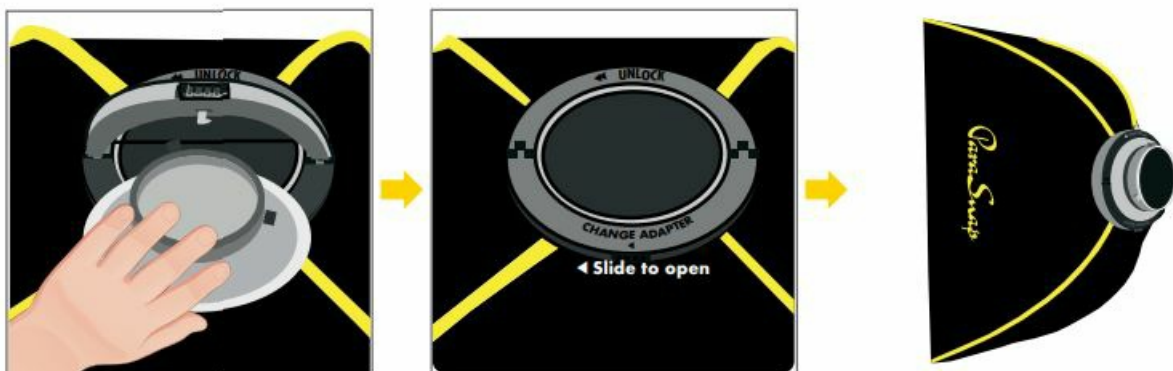
Let's keep it simple.



- Remove the ParaSnap from the case. Nice and easy.
- Unwrap the Velcro strap with a closure that holds the fabric and rods. Grasp the ParaSnap by the circular ring.
- **A.** Flip the ParaSnap upward.
- **B.** Hold the ring in your left hand and grasp the hinged half-circle with your right hand.
- **C.** Shift your right thumb onto the base ring assembly that holds the speeding.
- **D.** With both thumbs on the lower ring, extend the fingers of both hands onto the hinged half circle and squeeze the upper hinged half to meet the lower ring completely until you snap the ring closed.
- **E.** The ring latch locks with a snap as it opens the complete softbox. Insert the Speeding (of your choice)
- **A.** Grasp the open ParaSnap in your left hand or place the open ParaSnap face down on the floor.
- **B.** Slide the lever labeled “CHANGE ADAPTER” to the left with your right hand.
- **C.** The speeding clamshell port opens.



Adding Diffusion




- Insert the 144mm speeding of your choice in the open chamber.
- Close the cover of the chamber, and take a deep breath.
- and prepare for takeoff! Now, fly!



- There are three ways to enjoy the ParaPop:
- You can place your moonlight directly on the ring and use the ParaSnap as a giant reflector.
- You can enjoy the advantages of SterlingFibre™ softness and even light distribution through one layer of diffusion, inner or outer.
- You can maximize the uniqueness of SterlingFibre™ with both inner and outer diffusers attached to the ParaSnap.

Internal



1. Unfold in internal diffusor fabric.
2. Snap the elastic tabs to the corresponding snap on each 8-rod seam.

External



Wrap the edge of the external diffuser to match the velcro on the outer lip of the ParaSnap. Smooth is the best for even results and sharp catchlights.

Closing the ParaSnap




1. We know you don't want the fun to end, but when it's time to put away your toys, follow these few steps:
2. Hold the ParaSnap in your right hand.
3. Slide the UNLOCK tab to the left to release the assembled ParaSnap.
4. Fold'er down nice and flat to preserve the integrity of the Sterling Fibre™.

And don't forget to slip it all in the soft travel case to be ready to ParaSnap!

In the Box

- Glow ParaSnap NewGen Softbox for Bowens with SterlingFibre™
- Interior Diffuser
- Exterior Diffuser
- Soft Pouch Carry Case
- 144mm Bowens Speeding
- Manual



One-Year Glow Limited Warranty

- Glow warrants to the original purchaser that your Glow product shall be free from defects in material and workmanship for the period of one (1) year from the date of purchase (or delivery as may be required in certain jurisdictions), or thirty (30) days after replacement, whichever comes later.
- Glow's entire liability, and your exclusive remedy for any breach of warranty shall be, at Glow's option, to repair or replace the hardware, provided that the hardware is returned to the point of purchase or such other place as Glow may direct with a copy of the sales receipt or dated itemized receipt. Glow may, at its option, replace your product, offer to provide a functionally equivalent product, or repair any product with new, refurbished or used parts as long as such parts comply with the product's technical specifications. Any replacement hardware product will be warranted for the remainder of the original warranty period or thirty (30) days, whichever is longer, or for any additional period that may be applicable in your jurisdiction. If the product has been discontinued, the warranty provider reserves the right to replace it with a model of equivalent quality and function.
- This warranty does not cover problems or damage resulting from accident, abuse, misapplication, or any unauthorized repair, modification or disassembly, improper operation or maintenance, normal wear and tear, or usage not in accordance with product instructions or connection to improper voltage supply, use of consumables, such as replacement batteries, not supplied by Glow, except where such restriction is prohibited by applicable law.
- Except where prohibited by applicable law, this warranty is nontransferable and is limited to the original purchaser and the country in which the product was purchased. This warranty gives you specific legal rights, and you may also have other rights, including a longer warranty duration that may vary under local laws.

- To start a warranty claim contact the Glow Customer Service Department to obtain a return merchandise authorization (“RMA”) number, and return the defective product to Glow, along with the RMA number and proof of purchase.

ParaSnap Square Type

- GLSBPS2424
- GLSBPS3232
- GLSBPS4040

ParaSnap Recta Type

- GLSBPS2434
- GLSBPS3040
- GLSBPS3644

ParaSnap Strip Type

- GLSBPS1236
- GLSBPS1648
- GLSBPS1460

ParaSnap Octa Type

- GLSBPS36
- GLSBPS44

Question about our product line? Need Product Support?

- We are proud of our products and celebrate our customers. We are with you, from product selection to everyday use. Be secure with your purchase and reach us as you need.
- **Email us:** brands@adorama.com
- **Call:** 212-647-9300
- **Address:** Adorama Brands, 42 West 18th Street, New York, NY 10011
- You can always contact us at BRANDS@ADORAMA.COM for personal technical support. Our website contains a wide range of Support and FAQ pages with valuable technical assistance. GLOW is a registered trademark of ADORAMA CAMERA.
- © 2022 Adorama Camera, Corp. All Rights Reserved.

Documents / Resources



[Glow GLSBPS3232 32x32 Inch Square New Generation Sterling Fibre Softbox](#) [pdf] User Manual
GLSBPS3232 32x32 Inch Square New Generation Sterling Fibre Softbox, GLSBPS3232, 32x32 Inch Square New Generation Sterling Fibre Softbox, Generation Sterling Fibre Softbox, Fibre Softbox

Manuals+