

# GLOF BUDDY 2ALG4LP SMARTPIN 2S Rangefinder with Quick Grab Magnet Pin Finder User Manual

## Contents

### 1 SMART-PIN MANUAL

#### 1.1 1.HW SPEC

#### 1.2 2. Specifications

#### 1.3 3. How to works

#### 1.4 4. How to charge

#### 1.5 5. Operational description

##### 1.5.1 How to Obtain Warranty Service or Other Information

### 2 Documents / Resources

#### 2.1 References

### 3 Related Posts

## SMART-PIN MANUAL



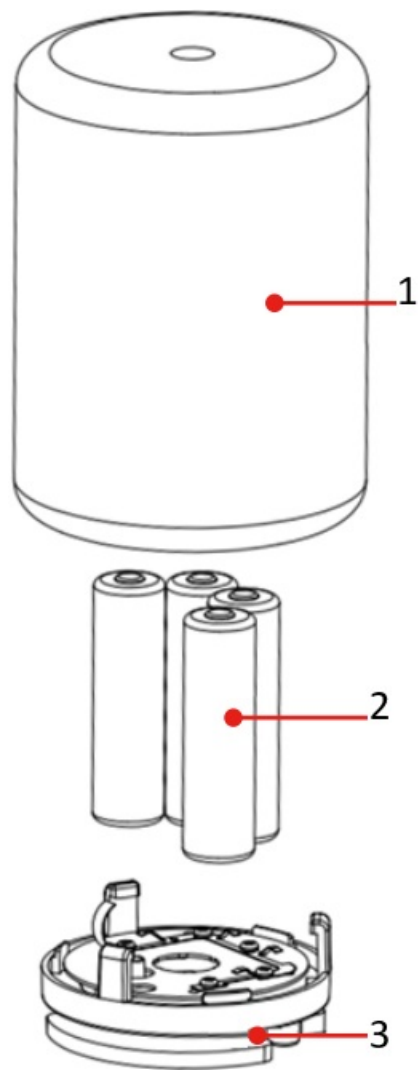
PATENTS : SEE [GOLFBUDDY.COM/PATENT](https://www.golfbuddy.com/patent)

### 1.HW SPEC



HW SPEC	
MCU	STM BLE+MCU Flash 1M Byte
GPS	UBLOX M8230/GPS, QZSS, GLONASS/SBAS
ANT	KSCA-F2650MS619A – Flexible PCB Ant
Battery	Li-ion – 21700/5000mAh/Samsung Cell X 4EA
Key	Function Key, Reset Key
Type C USB	F/W UP, Serial Log, Charge
Sensor	G-sensor
ETC	


2. Specifications



- 1. SMART PIN
- 2. BATTERY
- 3. BATTERY COVER


### 3. How to works

A. Open the USB cover and press the reset button for 3 seconds.



### 4. How to charge

A. Open the USB cover and connect the USB cable to the USB Connector.



## 5. Operational description

-After the product is installed on the pin, press reset to start operation. After acquiring the GPS coordinates of the current location, ADVERTISE the current location information through BLE.

– The ADVERTISE signal is received from our brand's product and displays the position of the pin to help the game during PLAY.

### How to Obtain Warranty Service or Other Information

USA

Toll-free : 888-251-6058 / Fax : 888-441-5237

Email : [support@golfbuddyglobal.com](mailto:support@golfbuddyglobal.com)

Address : 10700 Norwalk Blvd. Santa Fe Springs, CA 90670, U.S.A. (USA Office)

Website : [www.golfbuddyamerica.com](http://www.golfbuddyamerica.com)

- If you have any inquiry regarding warranty service, please contact to the shop where you purchased the product

**Name of Company : GolfzonDeca Inc.**

**Product Name : SMART PIN**

**Model : LP-SMART PIN**

**FCC ID : 2ALG4LPSMARTPIN**

This device complies with part 15 of the FCC Rules. Operation is subject to the following two conditions: (1) This device may not cause harmful interference, and (2) this device must accept any interference received, including interference that may cause undesired operation.

### FCC Part 15.19

This device complies with part 15 of the FCC Rules. Operation is subject to the following two conditions: (1) This device may not cause harmful interference, and (2) this device must accept any interference received, including interference that may cause undesired operation.

### FCC Part 15.21

Any changes or modifications (including the antennas) to this device that are not expressly approved by the manufacturer may void the user's authority to operate the equipment.

FCC RF Radiation Exposure Statement: This equipment complies with FCC RF Radiation exposure limits set forth for an uncontrolled environment.

This device and its antenna must not be co-located or operating in conjunction with any other antenna or transmitter. This equipment should be installed and operated with a minimum distance of 20 cm between the radiator and your body.



## Documents / Resources

<p>SMART-PIN MANUAL</p> <p><small>GOLF BUDDY PATENTED, DESIGN, TRADEMARK, COPYRIGHT © 2018</small></p>	<p><a href="#">GLOF BUDDY 2ALG4LPSMARTPIN 2S Rangefinder with Quick Grab Magnet Pin Finder</a> [pdf] User Manual</p> <p>2ALG4LPSMARTPIN 2S Rangefinder with Quick Grab Magnet Pin Finder, 2ALG4LPSMARTPIN , 2S Rangefinder with Quick Grab Magnet Pin Finder, Quick Grab Magnet Pin Finder, Magnet Pin Finder, Pin Finder</p>
--	---

## References

- [User Manual](#)

### Manuals+ Privacy Policy

This website is an independent publication and is neither affiliated with nor endorsed by any of the trademark owners. The "Bluetooth®" word mark and logos are registered trademarks owned by Bluetooth SIG, Inc. The "Wi-Fi®" word mark and logos are registered trademarks owned by the Wi-Fi Alliance. Any use of these marks on this website does not imply any affiliation with or endorsement.