



GlocalMe GLMU21A03 B41 Device User Manual

[Home](#) » [GlocalMe](#) » GlocalMe GLMU21A03 B41 Device User Manual 

Contents

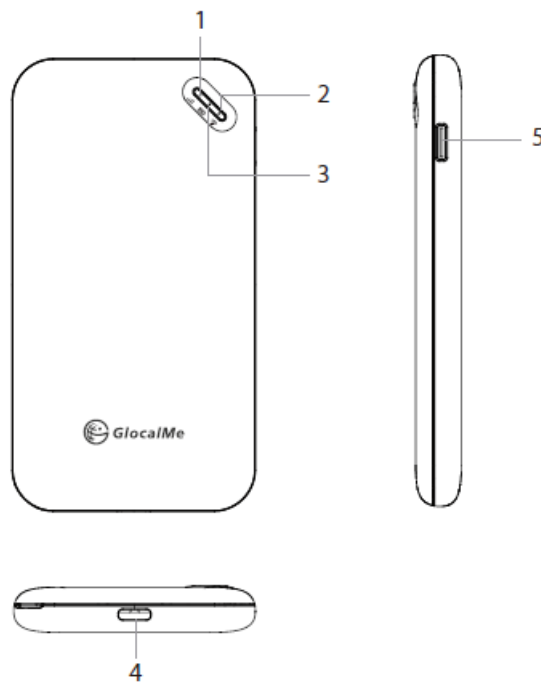
- [1 GlocalMe GLMU21A03 B41 Device](#)
- [2 Product Overview](#)
- [3 Function Introduction](#)
- [4 Function Introduction](#)
- [5 Technical Specification](#)
- [6 Quick Start Guide](#)
- [7 Contact Us](#)
- [8 Documents / Resources](#)
 - [8.1 References](#)
- [9 Related Posts](#)



GlocalMe GLMU21A03 B41 Device



Product Overview



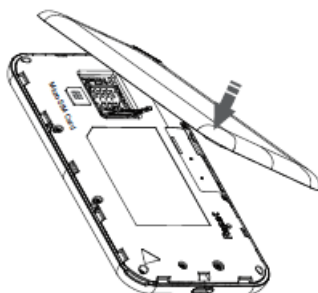
1. Signal Indicator
2. Wi-Fi Indicator
3. Battery Indicator
4. Type-C(Input)
5. Power button

Function Introduction

LED Indicator Type	Status	Remarks
Wi-Fi LED Indicator	On	Ready for internet connection
	Off	No internet connection
	Flashing	Service connecting
Signal LED Indicator	On	The signal strength is shown by strength LED indicator
	Flashing	Service Error
Battery LED Indicator	On	The battery capacity is shown by strength LED indicator
	Flashing	Charging

1. Power on: Press power button for 3 seconds.
2. Power off : Press power button for 5 seconds.
3. Reset: Press power button for 14 seconds.
4. Restore Factory Settings Press reset button for 5 seconds.
5. Battery Capacity and Signal Strength: Press the power button, the battery capacity will be shown in the first 3 seconds, then the signal strength will be shown afterward

Local SIM



1. Please turn off your device when inserting/removing SIM card
2. Open the shell cover As shown on the right, insert SIM card according to the marked direction.
3. UPP device does not support SIM cards with PIN code, if you want to use this type of SIM cards, please unlock the PIN code first.

Function Introduction

- Brand: GlocalMe
- Model No.:GLMU21A03
- Box content: Device,
- Quick start,,
- Type-C cable

Technical Specification

Size:	126*66*10mm
LTE FDD:	B2/4/5/7/12/13/17/25/26/66
LTE TDD:	B41
WCDMA:	B2/4/5
GSM:	850/1900
Max Upload Speed:	50Mbps
Max Download Speed:	150Mbps
Wi-Fi:	IEEE802.11b/g/n
USB port:	Type-C (Input)
Battery Capacity:	3000mAh
Power Input:	DC 5V = 1A

Note

Listed wireless data transfer rates are the theoretical maximum. The actual data transfer rate may vary depending on the network environment and carrier's coverage.

Quick Start Guide



1. Register an Account Scan the QR code below to download the GlocalMe App. You can register for an account after installation.
2. Activate Device: Use the GlocalMe app to scan the QR code on the back panel of the device.
3. Purchase Package: Purchase package or top up through the GlocalMe app.
4. Power On: Press power button for 3 seconds.

5. Connect to GlocalMe: When the Wi-Fi LED indicator “ ” is staying on, turn on Wi-Fi on your cell phone, select GlocalMe Wi-Fi, enter the password to connect to the internet. (Wi-Fi name and password can be seen on the back panel. as shown below)
6. Device Management: Enter “192.168.43.1” in the address bar of web browser, and enter the username and password to login. (The initial username and password are admin/admin).

Warning

Specific Absorption Rate (SAR) refers to the rate at which the body absorbs RF energy. The SAR limit is 1.6 watts per kilogram in countries that set the limit averaged over 1 gram of tissue and 2.0 watts per kilogram in countries that set the limit averaged over 10 grams of tissue. During testing, the device are set to their highest transmission levels in all tested frequency bands, although the SAR is determined at the highest certified power level, the actual SAR level of the device while operating can be well below the maximum value.

EU Regulatory conformance

The device complies with RF specifications and when used with an accessory that contains no metal and that positions the device a minimum of 0.5 cm from the body.

The SAR limit adopted is 2.0W/kg averaged over 10 grams of tissue. The highest SAR value reported for the device when properly worn on the body complies with the limit.

FCC Regulatory conformance

For body worn operation, the device complies with FCC RF exposure guidelines and when used with an accessory that contains no metal and that positions the device a minimum of 1.0 cm from the body.

The SAR limit adopted by the FCC is 1.6W/kg averaged over 1 gram of tissue. The highest SAR value reported for the device when properly worn on the body complies with the limit.

This device complies with part 15 of the FCC rules. Operation is subject to the following two conditions: (1) this device may not cause harmful interference, and (2) this device must accept any interference received, including interference that may cause. Undesired operation. Any changes or modifications not expressly approved by the party responsible for compliance could void the user's authority to operate the equipment.

Note:

This equipment has been tested and complies with the limits for a class B digital device, pursuant to part 15 of the FCC Rules. These limits are designed to provide reasonable protection against harmful interference in a residential installation. This equipment generates uses and can radiate radio frequency energy and, if not installed and used in accordance with the instructions, may cause harmful interference to radio communications. However, there is no guarantee that interference will not occur during installation. If the device does cause harmful interference to radio or television reception, which can be determined by turning the equipment off and on, the user is suggested to try to correct the interference by the following measures:

- Reorient or relocate the receiving antenna.
- Increase the distance between the equipment and receiver
- Connect the equipment to an outlet on different circuit to the receiver
- Consult the manufacturer or an experienced radio/TV technician for help.

Information on the disposal and recycling of the devices.


This symbol (with or without a solid bar) on the device, batteries (if included), and/or the packaging, indicates that the device and its electrical accessories (for example, a headset, adapter, or cable) and batteries should not be disposed of as household garbage. These items should not be disposed of as unsorted municipal waste and should be taken to a certified collection point for recycling or proper disposal. For detailed information about device or battery recycling, contact your local city office, household waste disposal service, or retail store.

Disposal of the device and batteries (if included) is subject to WEEE. Directive recast (Directive 2012/19/EU) and battery directive (Directive 2006/66/EC). The purpose of separating WEEE and batteries from other waste is to minimize the potential environmental impacts and human health risk of any hazardous substances that may be present.

Contact Us

- Hong Kong uCloudlink Network Technology Limited E-mail: service@ucloudlink.com
- Hotline: +852 8191 2660 or +86 400 699 1314 China Facebook: GlocalMe
- Instagram: @GlocalMeMoments
- Twitter: @GlocalMeMoments

Documents / Resources

	GlocalMe GLMU21A03 B41 Device [pdf] User Manual GLMU21A03, 2AC88-GLMU21A03, 2AC88GLMU21A03, GLMU21A03 B41 Device, B41 Device
---	---

References

-  [HyperConnect, uCloudlink | Connecting and Sharing without Limitations](#)