



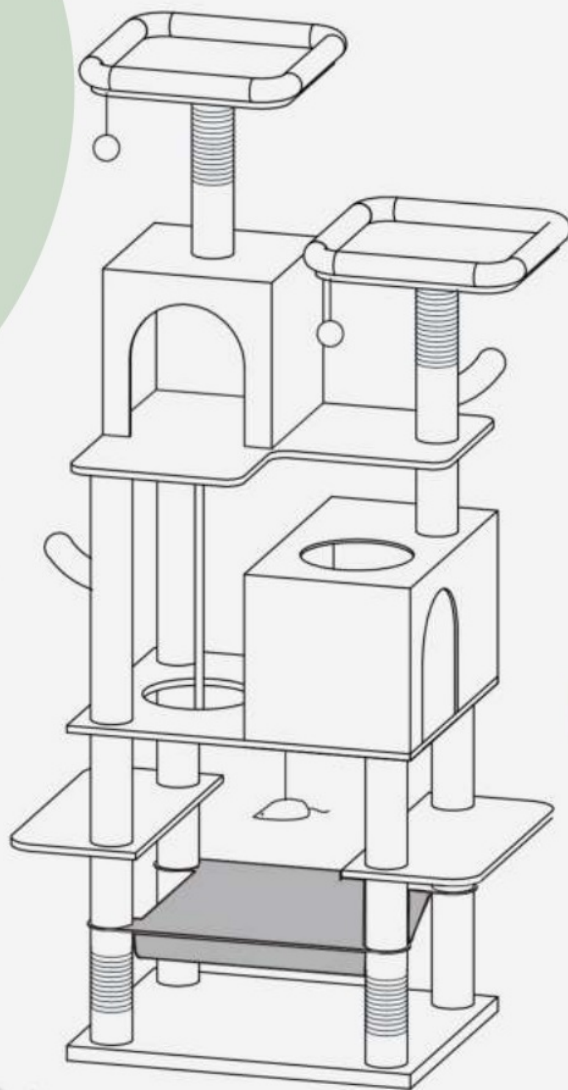
Globlazer F76 Cactus Cat Tree Instruction Manual

[Home](#) » [Globlazer](#) » Globlazer F76 Cactus Cat Tree Instruction Manual 

Globlazer F76 Cactus Cat Tree
Instruction Manual

Globlazer

Your love, We prove



CAT TREE

US-0017101

General Guidelines

- Please read the following instructions carefully and use the product accordingly.




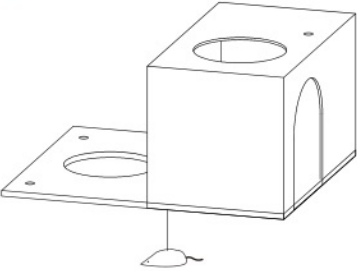
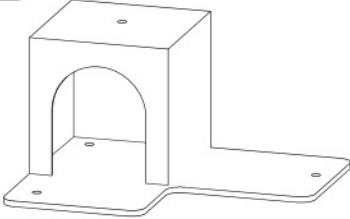
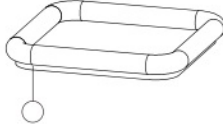







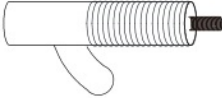

- Please keep this manual and hand it over when you transfer the product.
- This summary may not include every detail of all variations and necessary steps. Please contact us when further information and help are needed.



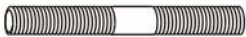



Notes

- The scratching post is only intended for cats to play, climb, and sharpen their claws. The seller does not assume any responsibility or liability with respect to any damage caused by incorrect assembly or improper use.
- The product is intended for indoor use only, not for commercial use or outdoor use.
- During the installation, please follow the correct steps and take necessary security measures, such as wearing a pair of gloves, to avoid injuring your hands.
- After installation, please check and tighten all screws. Then, 2-3 days later, check again to ensure that the screws are properly tightened.
- Check the firmness of all the screws at least once a month.
- Do not put any other objects on the cat tree.
After assembly, place the product in a well-ventilated area for 3-5 days to eliminate the smell.
- Make sure the product is placed on an even floor to prevent toppling hazards. It is recommended to place it against a wall corner and use the included anti-toppling fittings to secure it to the wall.
- Use a hair remover for daily care. Do not clean with water or other liquid detergents. Always keep the cat tree dry.
- Keep away from heat sources, humidity, and corrosive chemicals, and avoid direct sunlight.

Warnings

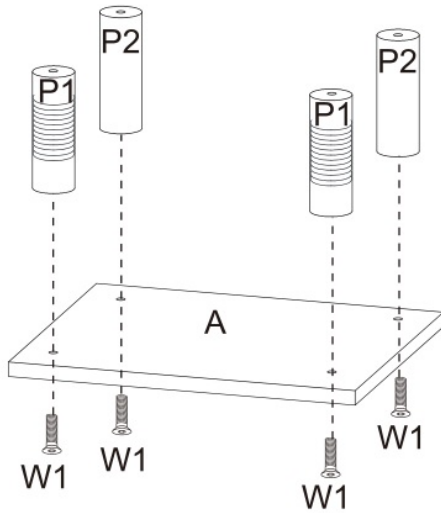
- This product is not a toy. Do not stand or climb to avoid the risk of injuries. Keep away from children. . Be aware of danger!
- If your cat starts to chew or eat the furry balls or elastic band, please remove the toys and keep them out of the reach of your cat.
- Persons with allergies should avoid assembling the product.
- Keep children away during assembly as small parts may be fatal if swallowed or inhaled. Keep all packaging materials (film, plastic bag, foam, etc.) out of the reach of children and babies to avoid choking, suffocation, and other potential risks.

A X1 	B X1 	C X2 
D X1 	E X1 	F X2 
G X1 	P1 X2  200mm	P2 X6  200mm
P3 X4  130mm	P4 X1  150mm	P5 X1  440mm
P6 X1  440mm	P7 X1  300mm	P8 X1  300mm

<div>P9</div> <div></div> <div>275mm</div> <div>X8</div>	<div>W1</div> <div></div> <div>M8X35mm</div> <div>X26</div>	<div>W2</div> <div></div> <div>M8X65mm</div> <div>X11</div>
<div>W3</div> <div></div> <div>X2</div>	<div>W4</div> <div></div> <div>X1</div>	<div>W5</div> <div></div> <div>X1</div>

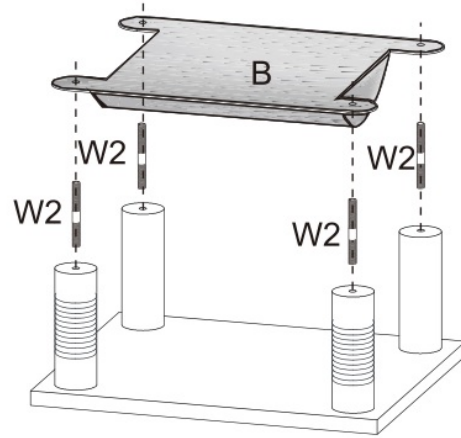
1

W1: 8X35mm
(4PCS)

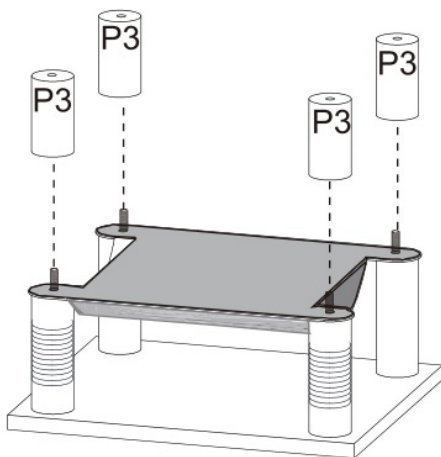


2

W2: 8X65mm
(4PCS)

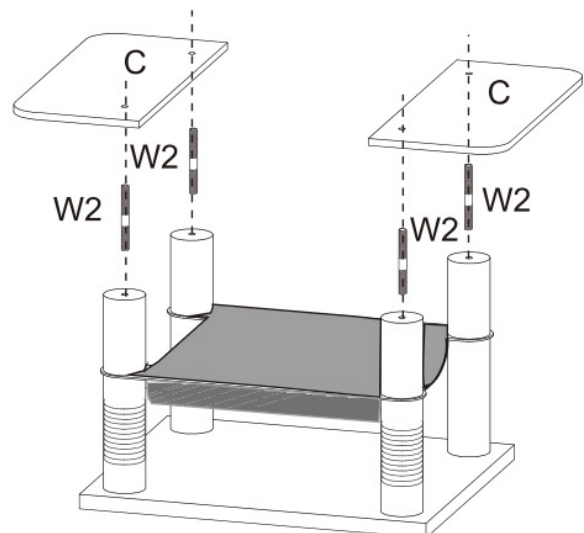


3



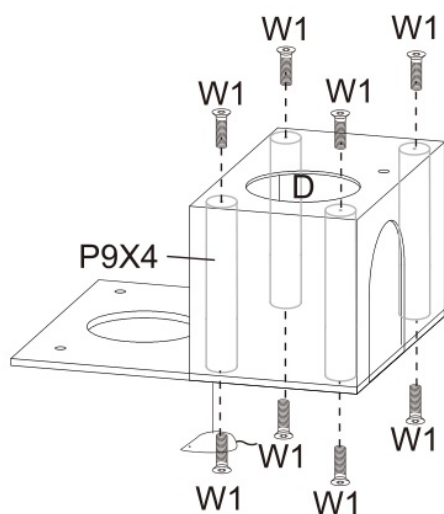
4

W2: 8X65mm
(4PCS)



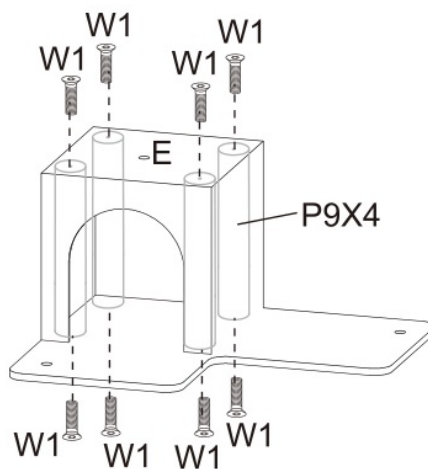
5

W1: 8X35mm
(8PCS)

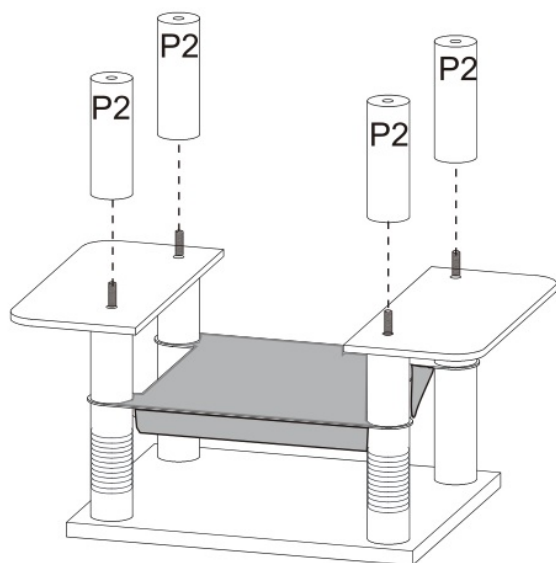


6

W1: 8X35mm
(8PCS)



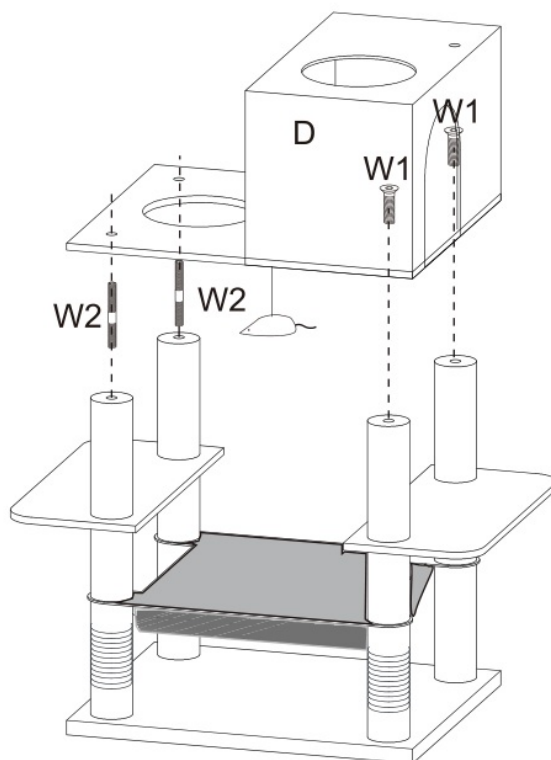
7



8

W2: 8X65mm
(2PCS)

W1: 8X35mm
(2PCS)



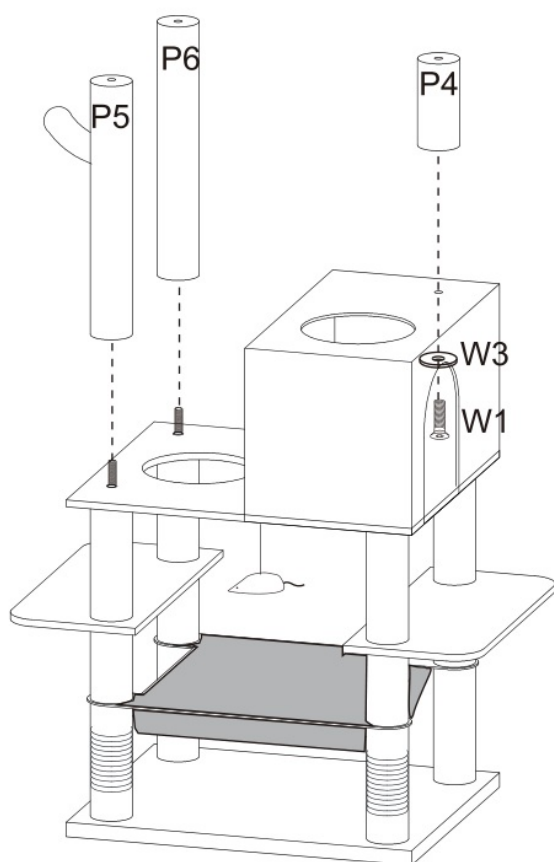
9

W1: 8X35mm

(1PC)

W3:

(1PC)



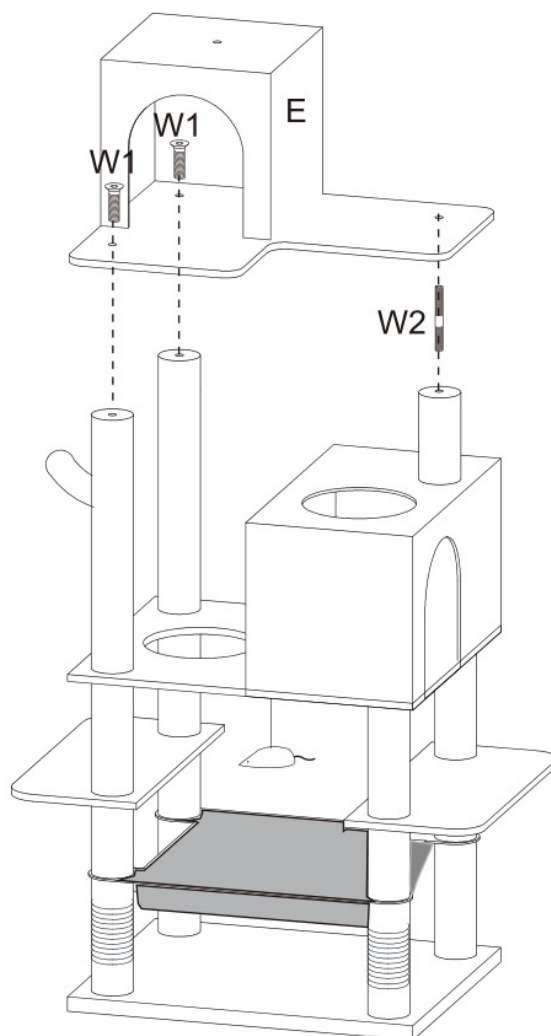
10

W1: 8X35mm

(2PCS)

W2: 8X65mm

(1PC)



11

W1: 8X35mm

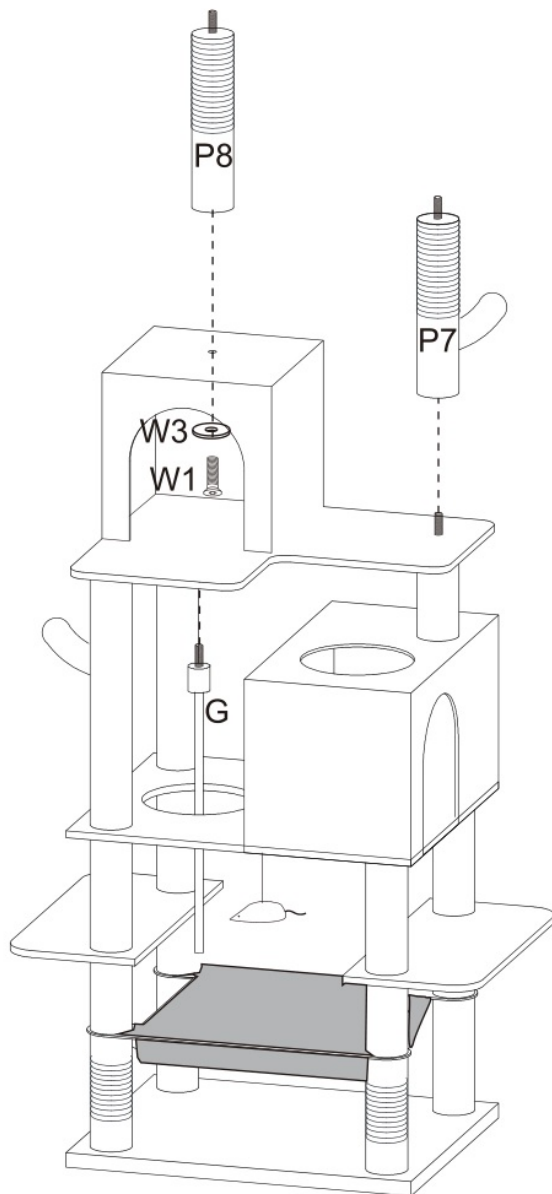


(1PC)

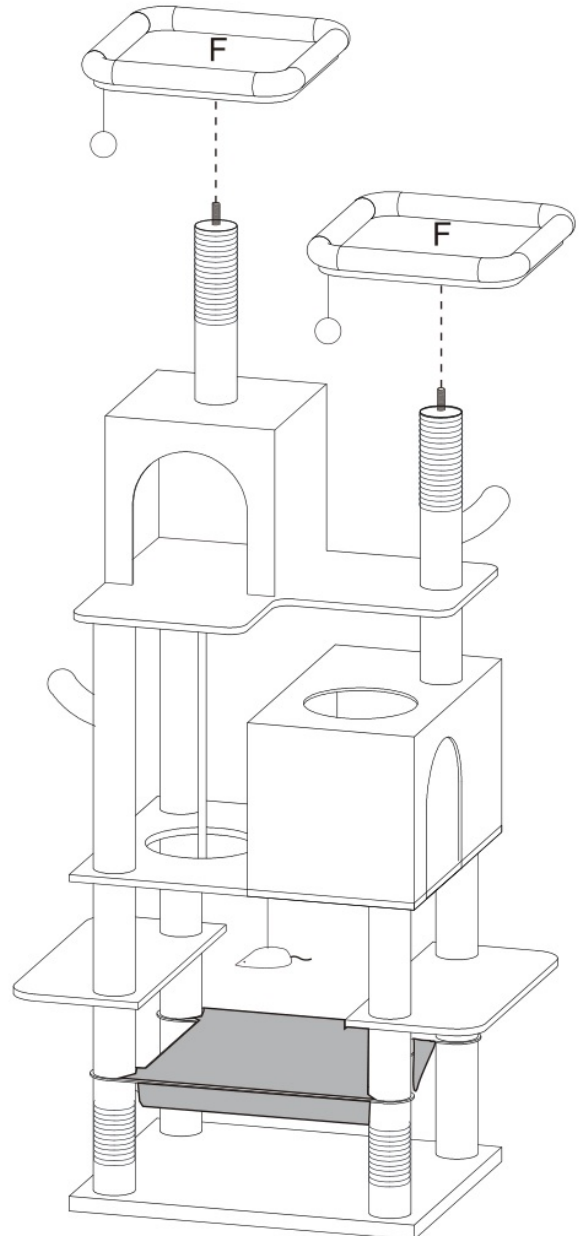
W3:



(1PC)



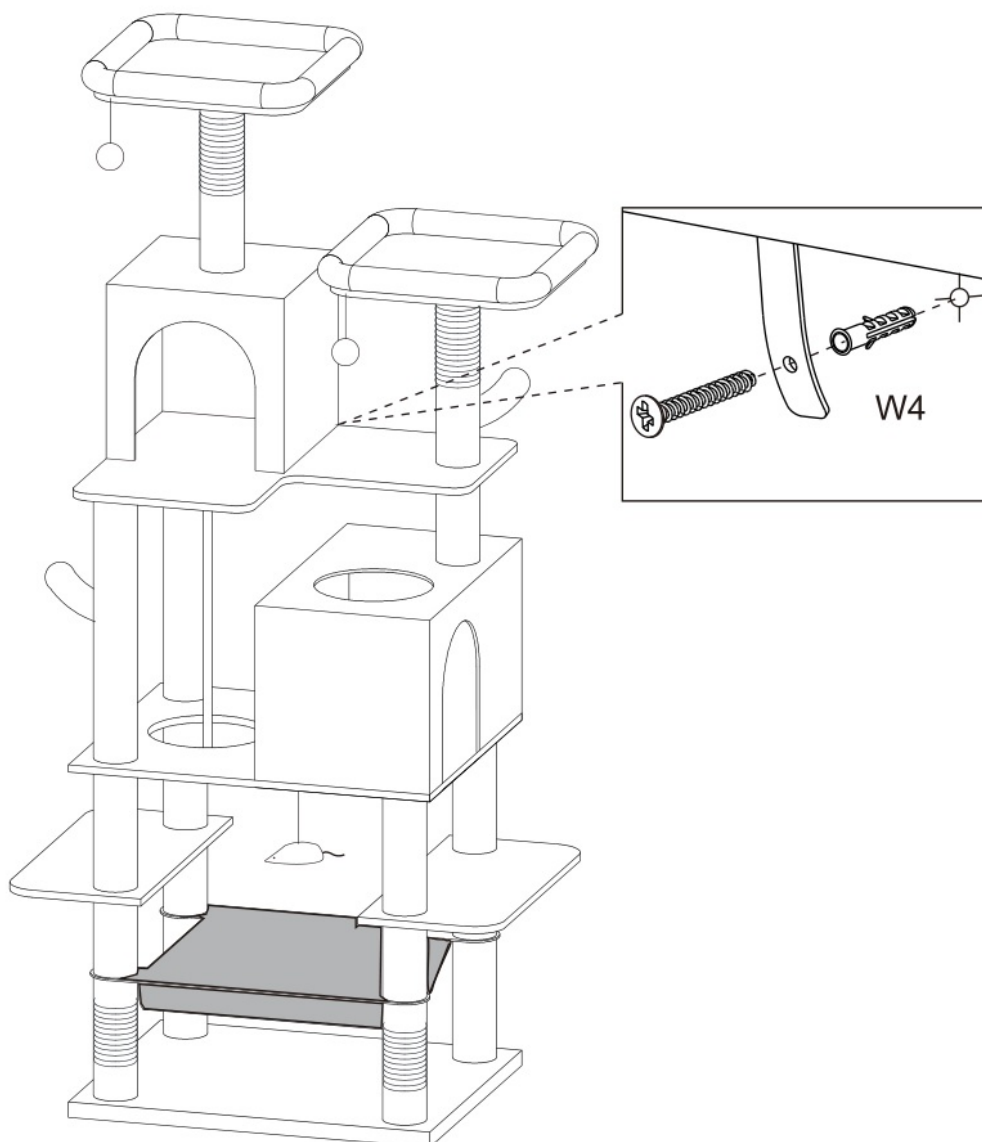
12



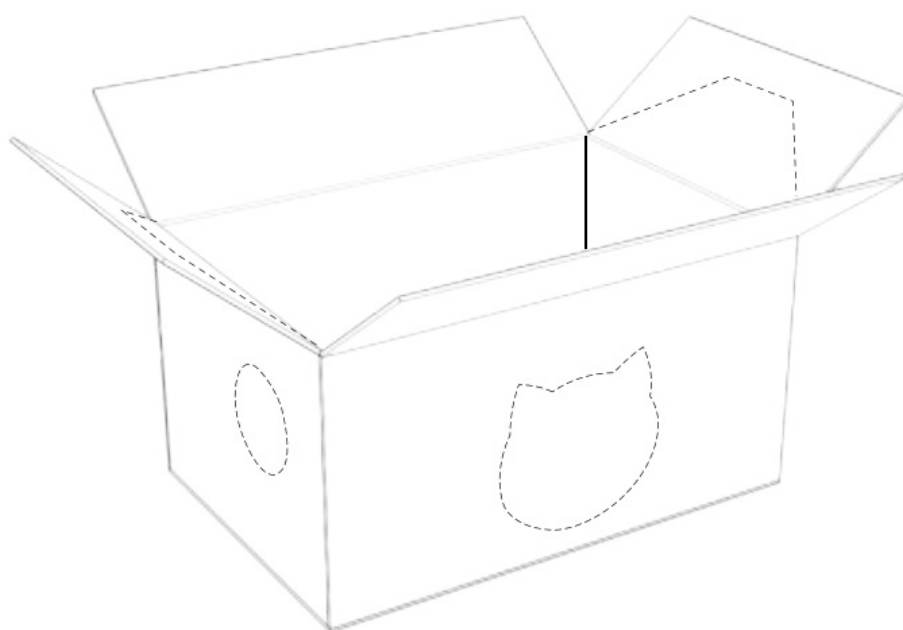

W4:

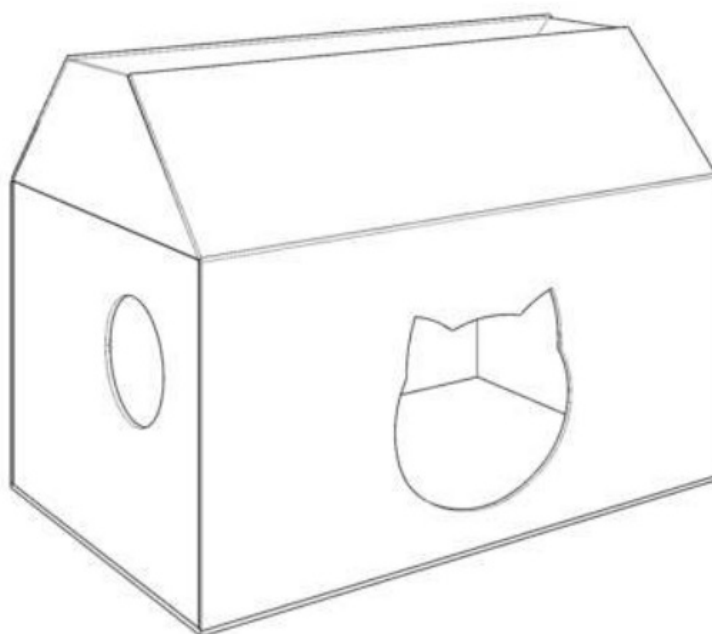
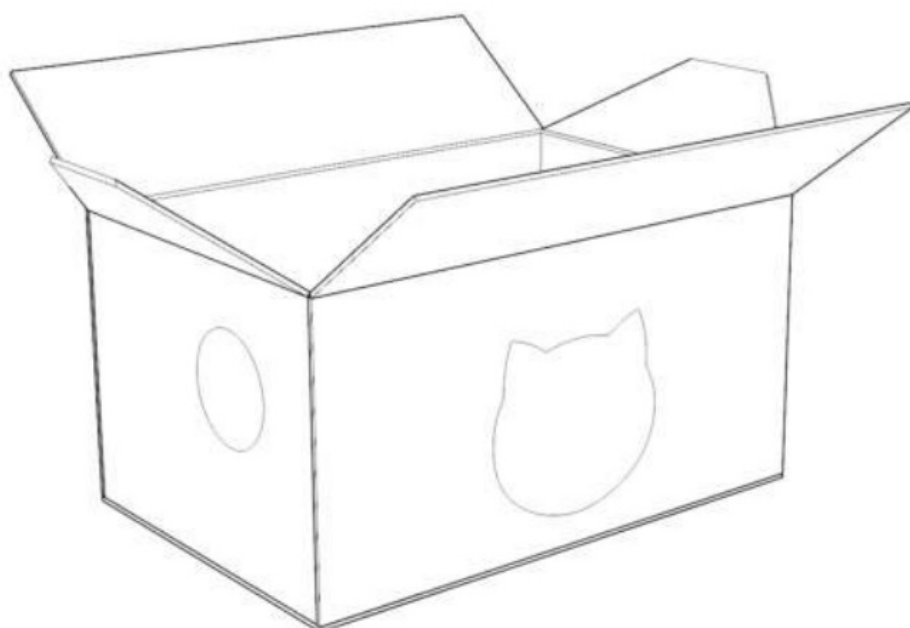


(1PC)



Even the box it comes in can be made to a cat box with a pair of scissors and some tape in just a few simple steps (scissors and tape are not included).







Globlazer


Your love, We prove

Contents

1 Documents / Resources

1.1 References

Documents / Resources

	<p>Globlazer F76 Cactus Cat Tree [pdf] Instruction Manual F76 Cactus Cat Tree, F76, Cactus Cat Tree, Cat Tree, Tree</p>
---	---

References

- [User Manual](#)

Manuals+ Privacy Policy

This website is an independent publication and is neither affiliated with nor endorsed by any of the trademark owners. The "Bluetooth®" word mark and logos are registered trademarks owned by Bluetooth SIG, Inc. The "Wi-Fi®" word mark and logos are registered trademarks owned by the Wi-Fi Alliance. Any use of these marks on this website does not imply any affiliation with or endorsement.