

globe Suit App for Android Phone Instructions

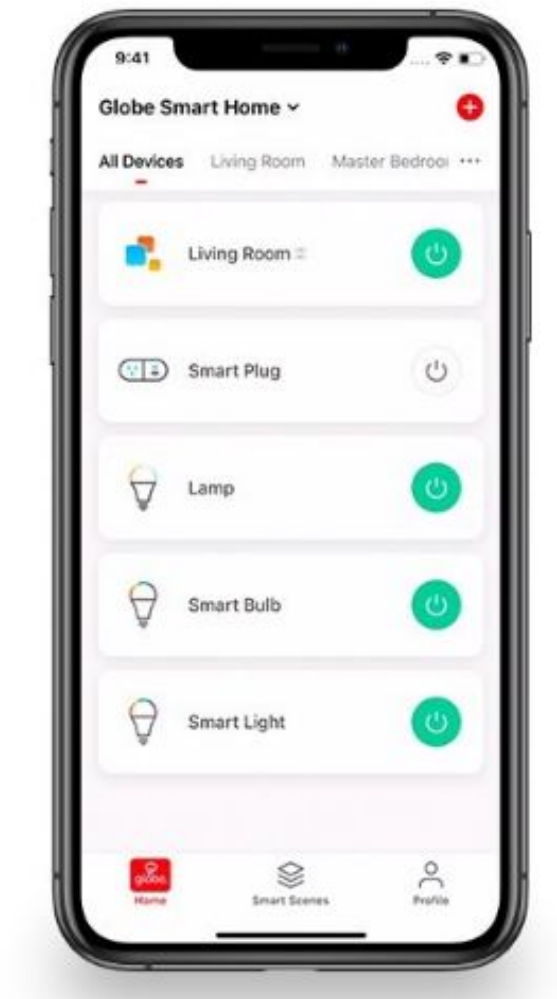
[Home](#) » [globe](#) » globe Suit App for Android Phone Instructions 

Contents

- 1 globe Suit App for Android Phone
- 2 CONNECTING INSTRUCTIONS
- 3 Setup voice assistance
- 4 LIMITED WARRANTY
- 5 RADIATION EXPOSURE STATEMENT
- 6 Documents / Resources
 - 6.1 References
- 7 Related Posts

Globe

globe Suit App for Android Phone



CONNECTING INSTRUCTIONS

Make sure your mobile device is running iOS 9.0/watchOS 2.0/Android 4.4 or higher.

Let's get started




1. Download the Globe Suite™ app from the
2. App Store or Google Play to your mobile device.
3. Launch the Globe Suite™ app.
4. To register, enter your email address. Create a password, then login to the app. OR
5. Login if you already have an account.

Verify your network



1. Verify your network and ensure your mobile device is connected to a 2.4 GHz Wi-Fi channel.
2. Consult your router documentation for detailed instructions on how to change wireless settings.

Add a device



1. Select the “+” symbol on the top right-hand corner.
2. Select your product type and follow the instructions within the app.
3. If the connection fails, try AP mode.

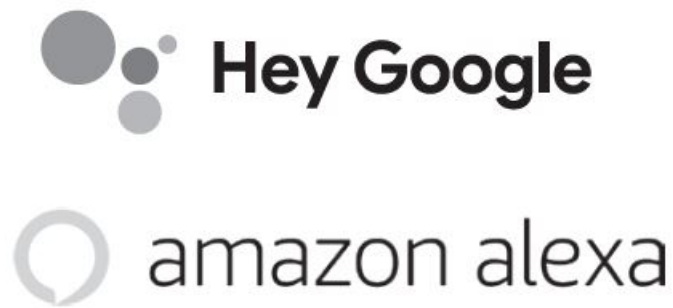
AP mode

1. On the “add a device” page select AP mode on the top right-hand corner and follow the instructions within the app.
2. If the connection fails, try Scan mode.

Scan mode

1. Select the “+” symbol on the top right hand corner. Select “Scan”.
2. Follow instructions within the app.
3. You’re good to go!

Setup voice assistance



1. Instructions in the Globe Suite™ app:

1. Select “Profile”, select “Integration”, choose your voice assistant, and follow instructions.

Did you know?

Most modern routers are dual band meaning they support both 2.4 GHz and 5 GHz channels. The most common wireless options are:

- Mixed: The router will broadcast both 2.4 GHz and 5 GHz simultaneously under the same SSID. The device will choose which to connect to based on multiple variables (congestion, distance to router etc.).
- 2.4 GHz: Broadcast only on this channel.
- 5 GHz: Broadcast only on this channel.
- Dual 2.4 and 5 GHz using Separate SSIDS: Router will broadcast both channels and user manually decides which to connect to.

LIMITED WARRANTY

This bulb is warranted to last 3 years from the date of purchase based on use of 3 hours per day. If it fails before that time, we will replace it. Send Globe Electric the bulb, proof of purchase and register receipt along with your complete name and address. See caution text for proper use. This warranty is void if this product is misused in any way. This replacement is the sole remedy available and liability for incidental or consequential damage is expressly excluded.

CAUTION: DO NOT USE WITH STANDARD DIMMER. Only use the control provided with or specified by these instructions to control this lamp. This lamp will not operate properly when connected to a standard (incandescent) dimmer or dimming control. The bulb can be switched to different operating modes and is dimmable through the Globe Suite™ app. For use only in 120V/60HZ circuits. Risk of electrical shock. Do not open, no user-serviceable parts inside. This device is not intended for use with emergency exit fixtures or emergency exit lights, photocells and electronic timers. This device is intended for indoor use. Do not use where directly exposed to water.

Minimum operating temperature is -20°C (-4°F).

This device complies with Part 15 of the FCC rules. Operation is subject to the following two conditions: (1) this device may not cause harmful interference, and (2) this device must accept any interference received, including interference that may cause undesired operation. Any changes or modifications not expressly approved by the manufacturer could void the user's authority to operate the equipment. This Class B digital apparatus complies with CAN

ICES-005(B).

WARNING: Changes or modifications to this unit not expressly approved by the party responsible for compliance could void the user's authority to operate the equipment. NOTE: This equipment has been tested and found to

comply with the limits for a Class B digital device, pursuant to Part 15 of the FCC Rules. These limits are designed to provide reasonable protection against harmful interference in a residential installation. This equipment generates, uses and can radiate radio frequency energy and, if not installed and used in accordance with the instructions, may cause harmful interference to radio communications. However, there is no guarantee that interference will not occur in a particular installation. If this equipment does cause harmful interference to radio or television reception, which can be determined by turning the equipment off and on, the user is encouraged to try to correct the interference by one or more of the following measures: Reorient or relocate the receiving antenna. Increase the separation between the equipment and receiver. Connect the equipment into an outlet on a circuit different from that to which the receiver is connected. Consult the dealer or an experienced radio/TV technician for help.

RF EXPOSURE

The equipment complies with FCC radiation exposure limits set forth for an uncontrolled environment. This device should be installed and operated with minimum distance 20cm between the radiator & your body.

USER MANUAL NOTICE FOR LICENCE-EXEMPT RADIO APPARATUS

This device complies with Industry Canada licence-exempt RSS standard(s). Operation is subject to the following two conditions: (1) this device may not cause interference, and (2) this device must accept any interference, including interference that may cause undesired operation of the device. CAN ICES-005(B)

RADIATION EXPOSURE STATEMENT

This equipment complies with IC radiation exposure limits set forth for an uncontrolled environment. This equipment should be installed and operated with minimum distance 20 cm between the radiator and your body.


FCC RESPONSIBLE PARTY

- Globe Electric
- 1-888-353-1388
- 15301 Shoemaker Ave
- Norwalk, CA 90650
- www.globe-electric.com



Globe Electric Company

- www.globe-electric.com/smart
- smartsupport@globe-electric.com
- Visit the FAQ page in the app.
- Check us out on YouTube.

Documents / Resources

	globe Suit App for Android Phone [pdf] Instructions GB35804, 2AQUQGB35804, Suit App for Android Phone
---	--

References

-  [Electric | The Largest Consumer Energy & Renewables Platform](#)
-  [smart - Manuals+](#)

Manuals+.