



# Globe Electric GE50279 Smart WI-FI Universal Remote Control Instruction Manual

[Home](#) » [Globe Electric](#) » [Globe Electric GE50279 Smart WI-FI Universal Remote Control Instruction Manual](#) 




## Contents

- [1 CONNECTING INSTRUCTIONS](#)
- [2 Let's get started!](#)
- [3 Verify your network](#)
- [4 Add a device](#)
- [5 Set up voice assistance](#)
- [6 Documents / Resources](#)
- [7 Related Posts](#)

## CONNECTING INSTRUCTIONS

Make sure your mobile device is running iOS 8.0 or higher or Android 4.1 or higher.



## Let's get started!

- Download the Globe Suiten^ app from the App Store or Google Play to your mobile device.
- Launch the Globe Suiten^ app.
- To register, enter your mobile phone number or email address. Create a password, then log in to the app.

**OR**


- Login if you already have an account.



## Verify your network

- Verify your network and ensure your mobile device is connected to a 2.4 GHz Wi-Fi channel.
- Consult your router documentation for detailed instructions on how to change wireless settings.

## Add a device



- Install your Smart Wi-fi Universal Remote
- Select the “+” symbol on the top right-hand corner.
- Select your product type and follow the instructions within the app.
- You’re good to go!

#### **Add a device: AP mode**

- On the “Add a device” page select AP mode on the top right-hand corner and follow the instructions within the app.

#### **Scan mode**

- If the connection fails, try scan mode. Select the “+” symbol on the top right-hand corner.
- Select “Scan”. Follow instructions within the app.
- You’re good to go!

#### **Set up voice assistance**

##### **Instructions in the Globe Suiten<sup>®</sup> app:**

Select “Profile”, select “Integration”, choose your voice assistant, and follow instructions.



Hay Google



amazon Alexa

#### **Did you know**


Most modern routers are dual-band meaning they support both 2.4 GHz and 5 GHz channels. The most common wireless options are:

- **Mixed:** The router will broadcast both 2.4 GHz and 5 GHz simultaneously under the same SSID. The device will choose which to connect to based on multiple variables (congestion, distance to the router, etc.).
- **4 GHz:** Broadcast only on this channel.
- **5 GHz:** Broadcast only on this channel.

- **Dual 2.4 and 5 GHz using Separate SSIDS:** The router will broadcast both channels and the user manually decides which to connect to.

Smart Wi-fi Universal Remote  
**50279 08-071-20**

## Documents / Resources

	<p><a href="#">Globe Electric GE50279 Smart WI-FI Universal Remote Control</a> [pdf] Instruction Manual GE50279, 2AQUQGE50279, GE50279 Smart WI-FI Universal Remote Control, Smart WI-FI Universal Remote Control</p>
---	---

[Manuals+.](#)