




## global sources WS20012-D Multi-Function Makeup Mirror Wireless Speaker Instruction Manual

[Home](#) » [global sources](#) » global sources WS20012-D Multi-Function Makeup Mirror Wireless Speaker Instruction Manual 

# global sources

Multi-Function  
Makeup Mirror-Wireless Speaker

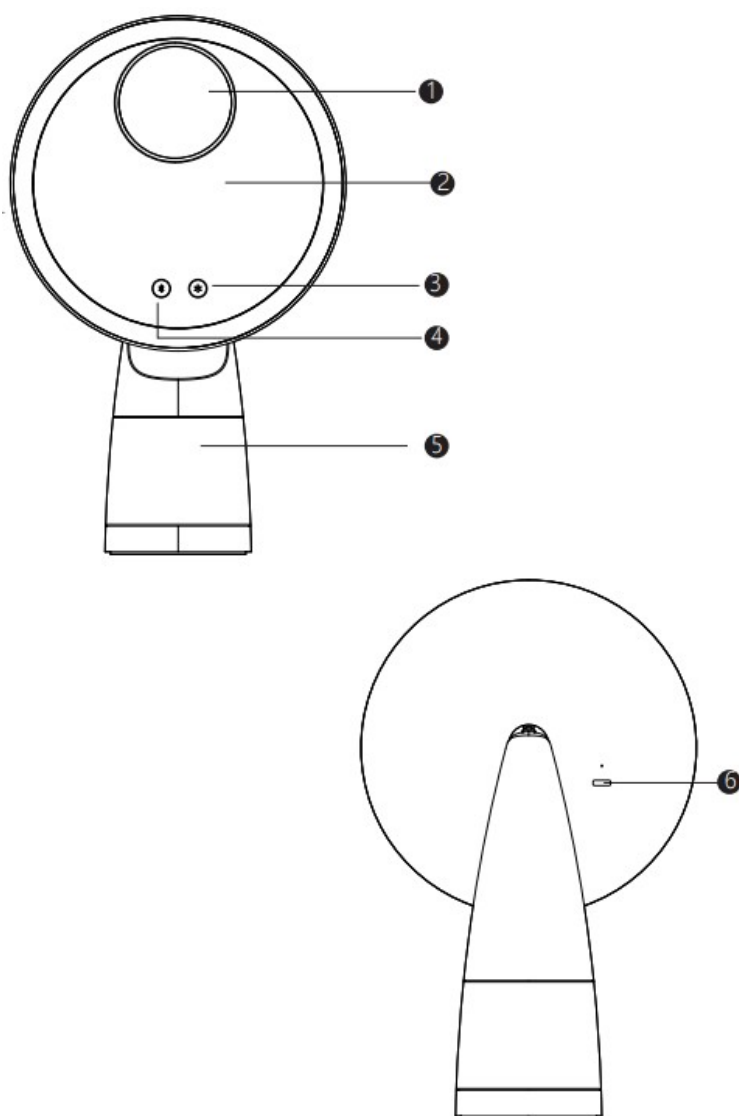


WS20012-D  
Instruction Manual

## Contents

- 1 Product schematic diagram
- 2 Packing list:
- 3 Product parameters:
- 4 Light usage of cosmetic mirror:
- 5 How to use wireless speaker:
- 6 Points to note:
- 7 Security information:
- 8 FCC warning statement:
- 9 Documents / Resources
- 9.1 References

## Product schematic diagram



- |                                     |                           |
|-------------------------------------|---------------------------|
| 1. 10 x detachable magnifying glass | 4. Wireless speaker       |
| 2. Multi-function Beauty Mirror     | 5. Bluetooth touch button |
| 3. Light touch button               | 6. TYPE-C charging Jack   |



## Packing list:

Multi-function makeup mirror-wireless Speaker x1

10 x detachable magnifying glass x1  
Type-c charging cable x1  
Instructions x1

## **Product parameters:**

Product name: Multi-functional cosmetic mirror-wireless speaker

Input: 5V/2A

Battery: 4000 mAh

Bluetooth effective distance: 10M

Horn size: 45mm, 4Ω

Speaker output maximum power: 3W

Music duration: 3 hours

Size: 350\*220\*106mm

Weight: 1.235KG

Manufacturer: SLIMOON

## **Light usage of cosmetic mirror:**

1. This product has a touch button, press it lightly and the light turns on.
2. Do not let go of the long touch button, light with the length of time, from dark to light, adjust to their own appropriate light, let go of fingers, makeup mirror light will not change.
3. Press the touch button again and the light goes off.
4. 10 X detachable magnifying glass in use, please keep a distance of 4 inches from the mirror. A distance of use more than 4 inches will produce vertigo, and it belongs to the normal physical phenomenon.

## **Attention:**

In the use of the process, LED brightness will decrease with the decrease in voltage. A fully charged battery can be used for LED lighting for up to 2 hours without a power supply. Therefore, in the cosmetic mirror LED lighting use it is best to connect on the power supply for optimal use effect.

## **How to use wireless speaker:**

- Power on: press the left touch button for 3 seconds to prompt POWER on.
- Power off: press the left touch button for 3 seconds to prompt POWER off. No connection, no operation, the bluetooth will shut down automatically after 10 minutes.
- Bluetooth connection: when the phone is turned on, the speaker goes into pairing mode, and you search for "WS20012-D" with your phone or other device and connect. Hint connect.
- Play/pause: when the speaker is connected to the phone and the music is played, press the left touch button once to pause the music and then press it again.
- Double-click the left button to switch to the next song, triple-click to the previous song

## **Points to note:**

- Before using this product, please be sure to read the product manual carefully, and follow the instructions for correct operation.
- Do not disassemble the device by yourself. This product is not equipped with any self-disassembly/maintenance parts.

- This product charging line is a TYPE-C plug, please use the company's charging line, otherwise, it may cause the problem of not charging.
- It is recommended that the mirror be fully charged before use, and the mirror has a 30-minute automatic shut-off function.

## Security information:

Please read and follow the following notes before using and operating the device.

- In medical and health care establishments where the use of this product is expressly prohibited, please comply with the regulations of the premises and shut down the equipment.
- When using this device, keep at least 30 cm away from the implanted medical device (such as pacemaker, cochlear implant, etc.) .
- Please keep the equipment dry. Please do not use the equipment in the dusty, damp place, in order to avoid causing equipment failure.
- Please do not use this equipment in the thunderstorm day, lest cause the equipment failure or the electric shock danger.
- Use the device at a temperature range of -10 ° C to 40 ° C and store it at a temperature range of -40 ° C to 70 ° C to avoid device faults.
- Do not expose your equipment to high temperatures or heat, such as sunlight, heaters, microwaves, ovens, or water heaters.
- Don't overcharge the product. The temperature may rise when the product is overused. When full, please remove. It is forbidden to charge the product for more than 7 hours at a time.
- Do not use this product beyond its maximum output parameters. Overload output may result in a risk of fire or injury.
- Please treat the equipment according to the local regulations. Do not treat the equipment as domestic waste. Please comply with the local ordinance on the handling of this equipment and its accessories and support the recall action.
- Do not allow children or pets to swallow equipment as this may cause harm to them.
- This equipment and its accessories may contain some small parts, please put the equipment and its accessories in a place out of reach of children. Children may inadvertently damage the device and its accessories, or swallow small parts causing asphyxiation or other hazards.
- Please do not drop, squeeze or puncture equipment, so as to avoid causing equipment failure.
- Use of unauthorized or incompatible power supplies, chargers, or batteries can cause fire or other hazards.



## Warranty card

Sincerely thank you for buying and using our products!

This product has passed the strict quality inspection. According to the warranty card, we will be responsible for the free maintenance during the warranty period if the hardware malfunction is caused by the quality problem of the product. For more information, please consult US, thank you!

Warranty description (warranty scope is limited to the main unit only, not including accessories and freebies)

1. Customers who purchase our series products will enjoy after sales service according to the relevant regulations of the state.
2. If there is a quality issue with the product you purchase. It can be replaced within 15 days without man-made damage, disassembly and repair, and should be packing intact.
3. Purchase this product to enjoy one year free maintenance service.
4. The warranty shall expire and maintenance services shall be provided free of charge, provided that the corresponding accessories and manual repair fees shall be charged for the maintenance:
  - ① The damage caused by human factors, including abnormal working conditions, not according to the use of the manual, caused by damage, etc. .
  - ② The user disassembles the machine, repairs and refits by himself, or is maintained by an unauthorized organization.
  - ③ Damaged by force majeure.
  - ④ Without the product warranty card and valid purchase certificate, and it is unable to verify the user's information files.
  - ⑤ The Bar Code and the date of manufacture of the goods were torn (outer packing).
  - ⑥ Past expiration date.

#### Form filling

User Name		Date Of Purchase	
Contact Number		Sales Unit	
Model		Sales Address	
Client Address			

\*This warranty card is properly kept by the customer as the warranty certificate of the product without any alteration.

#### FCC warning statement:


This device has been tested and found to comply with the limits for a Class B digital device, pursuant to Part 15 of the FCC Rules. These limits are designed to provide reasonable protection against harmful interference in a residential installation. This device generates, uses and can radiate radio frequency energy and, if not installed and used in accordance with the instructions, may cause harmful interference to radio communications.

However, there is no guarantee that interference will not occur in a particular installation. If this device does cause harmful interference to radio or television reception, which can be determined by turning the device off and on, the user is encouraged to try to correct the interference by one or more of the following measures:

- Reorient or relocate the receiving antenna.
- Increase the separation between the device and receiver.
- Connect the device into an outlet on a circuit different from that to which the receiver is connected.
- Consult the dealer or an experienced radio/TV technician for help

Changes or modifications not expressly approved by the party responsible for compliance could void the user's authority to operate the equipment

Documents / Resources

	<a href="#">global sources WS20012-D Multi-Function Makeup Mirror Wireless Speaker</a> [pdf] Instruction Manual WS20012-D, WS20012-D Multi-Function Makeup Mirror Wireless Speaker, Multi-Function Makeup Mirror Wireless Speaker, Makeup Mirror Wireless Speaker, Mirror Wireless Speaker, Wireless Speaker, Speaker
---	--

References

- [User Manual](#)

[Manuals+](#), [Privacy Policy](#)

This website is an independent publication and is neither affiliated with nor endorsed by any of the trademark owners. The "Bluetooth®" word mark and logos are registered trademarks owned by Bluetooth SIG, Inc. The "Wi-Fi®" word mark and logos are registered trademarks owned by the Wi-Fi Alliance. Any use of these marks on this website does not imply any affiliation with or endorsement.