

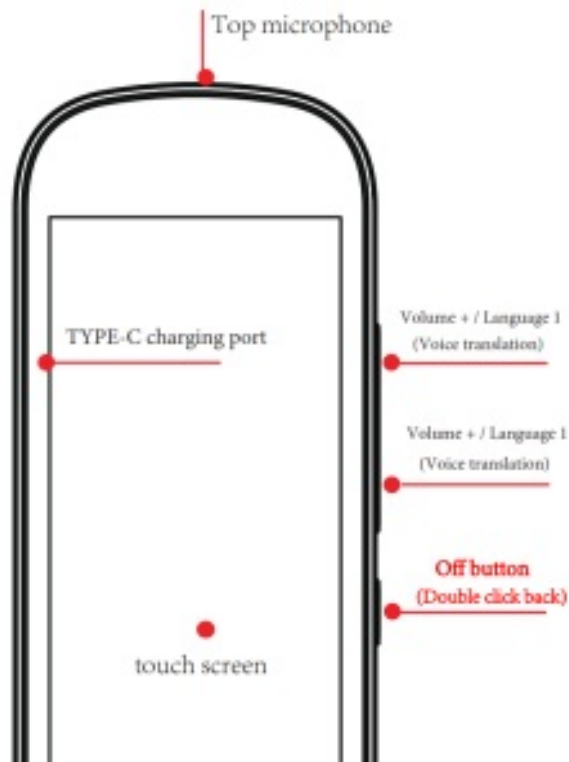


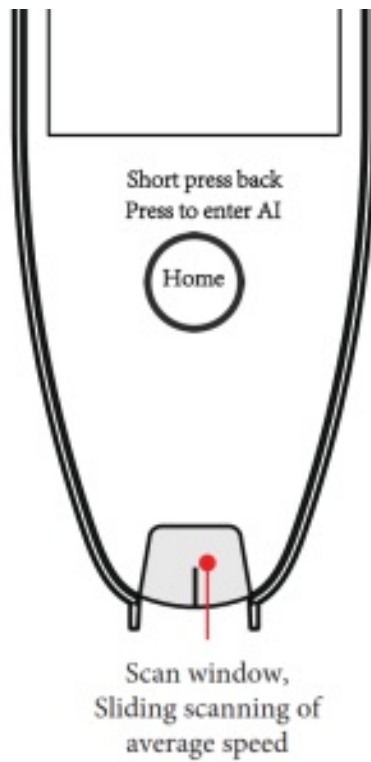
global sources S7 Electronic Translator Dictionary Pen User Manual

[Home](#) » [global sources](#) » global sources S7 Electronic Translator Dictionary Pen User Manual 



Sweep the pen. Dictionary pen





User's manual

Contents

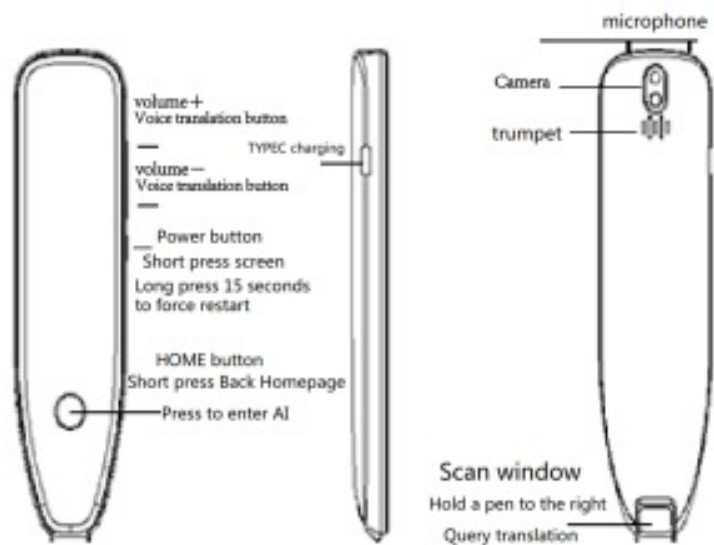
- 1 Introduction
- 2 Product appearance map
- 3 Packing List
- 4 Product parameters
- 5 Scan consideration
- 6 Open / shutdown
- 7 Screen operation method
- 8 The main function
- 9 Voice translation
- 10 Take a photo
- 11 dictionary
- 12 Text extracted
- 13 Intelligent recording
- 14 Glossary
- 15 Word library
- 16 WiFi
- 17 Bluetooth
- 18 Volume adjustment
- 19 bright adjustment
- 20 Product statement
- 21 Precautions
- 22 Charging and battery precautions:
- 23 WARRANTY:
- 24 Appendix Test Scanning Word:
- 25 Warranty card (user saved)
- 26 Warranty card (company preserved)
- 27 Certificate
- 28 FCC Statement
- 29 Documents / Resources
- 30 Related Posts

Introduction

Dictionary pen is a scan dictionary, voice translation, English, language, mathematics, teacher classroom, synchronous learning, scanning translation, speaking evaluation, digital recording, AI voice, bonssbook, Himalaya, setting and other functions in a study product.

(Different models, module content is different, specific to purchase models) Content Based on dictionary and textbook data, intelligent hardware products for fusion scanning, OCR character identification, text translation, voice playback and other technologies. Products support offline and online mode, just gently sweep the word, you can easily implement textbook pronunciation; English words, Chinese Chinese characters, test, translation, pronunciation.

Product appearance map



Packing List

name	quantity
Dictionary pen	One
Data cable	One
manual	One

Product parameters

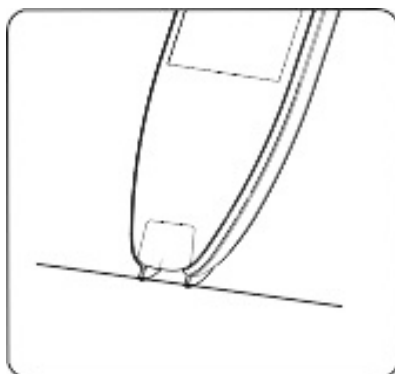
product name	Scan translation word
Product number	S7
power input	5V 1A
External speaker	1W
Built-in lithium battery	4.2V1000mAh
Data transfer interface	TYPE-C charging interface
Scanned font size	Sixth to No. 2 and other fonts
Recognizable language	Chinese, Traditional Chinese, Cantonese, English, German, Spanish, French, Italian, Japanese, Korean, Portuguese, Russian
Operating temperature	0 ~ 40 degrees Celsius

The company will continue to introduce an updated versions, WiFi online updates the latest system, this manual and product function, the specifications may be slightly different, and the update has not been notified in time, please forgive me.

Scan consideration

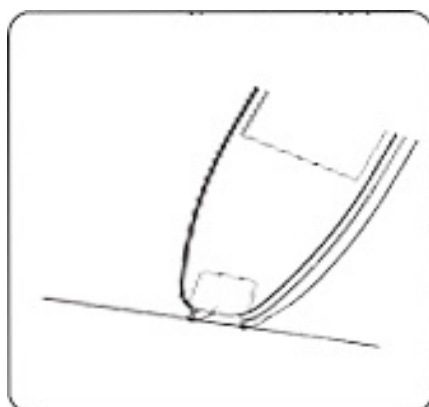
Hold the pen body, the scan window across the front end of the vernometry, the font is positive for the center line of the scan window; gently press the scanning pen, the pen is pasted on the paper; the scanning light is turned on, along the horizontal level Uniformly move the pen.

1. Scan angle correct example

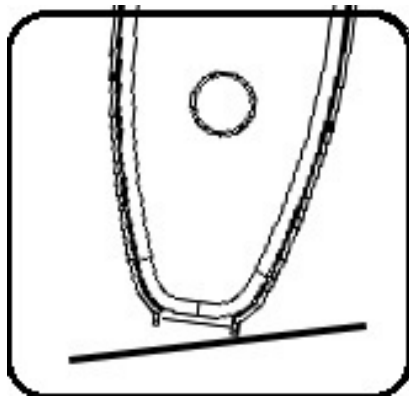


The pen is properly tilted ✓ End face parallel to paper

2. Scan angle error example



× Vertical End face with paper formation angl



× The pen is too tilted End face with paper formation angle

Open / shutdown

Booting method: Press the 3 seconds of the power button when shutdown.

Shutdown method: 1. Press the power button for 3 seconds, the power button is turned off, and click the shutdown button to shut down; 2. Click to set the instructions and shutdown button shutdown. The product is not used by default for 30 minutes, and the system will automatically shut down to save power.

Screen operation method

This machine uses a touch color display, which can be slidable by touch screen and click the function operation. 1. Use your finger on the screen to slide on the screen, you can switch the screen, the specific operation must be determined according to the actual content; 2. Click the function icon to enter the function interface.

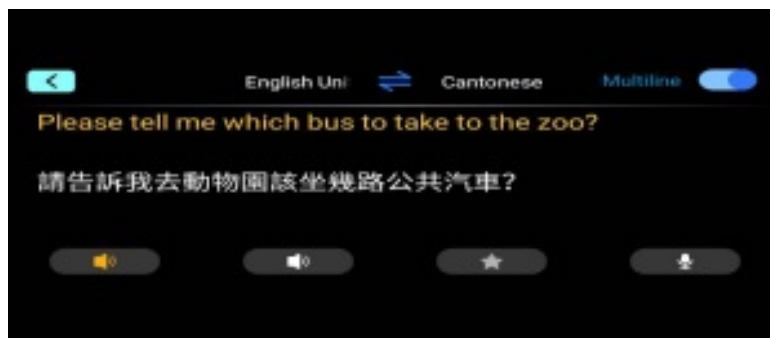
The main function

Scanning translation



This module can scan, English words and sentences to help students learn quickly. Automatic default Chinese translation, English translation, this feature is not limited to the textbook version, no limited grade, You can freely grave the content you want to learn, and display in real time, English, you can click on the single word of the original text.

Sample example: Please tell me which bus to take to the zoo? Note: The translation results are for reference only and are not based on academic research.



Voice translation



Click on the voice translation icon to enter this module, you need to use it in the WiFi network. Mutual translations can be implemented in Chinese and English. Can be used with volume keys
 For example, English translation in Chinese (long press volume – speaking): What's the weather like today? The translation is displayed on the right



Take a photo



Take a photo translation: Inside the 11 national languages, the photo translation is more intuitive for students to

understand the language, words, sentences, sentences, sentences, and do not have language restrictions.

dictionary



This module includes a Chinese-English dictionary, an English-Chinese dictionary, an English-Japanese dictionary, a Chinese dictionary, an idiom dictionary, and Tang poetry. Students can choose their own text, English statement, Chinese characters and other related texts to query. More than 20,000 words, integration, integration, interpretation, learners can provide sound rhyme, meaning, and so on.

Text extracted



Text Excerpts: Students can scan some books of some books or paragraphs, such as English, French, Finnish, German, Greek, and other 21 countries such as books. You can also synchronize the text to your mobile phone, computer and other devices, easy to view in real time.

Intelligent recording



Intelligent recording: With recording and playing recording, learners can use their own reading sounds and play, to help them correct reading pronunciation, speed; can also record teachers' classroom explanations to prepare less.

Glossary



Favorites: This module content includes: scanning translation, Chinese-English dictionary, EnglishChinese dictionary, English-Japanese dictionary, Chinese dictionary, idiom dictionary, hassual library, voice translation, etc. are used for collection students often forget writing words and sentences or Video information, etc. Subsequent reviews can be opened directly to use.

Word library



This module includes primary vocabulary, junior high school vocabulary, high school vocabulary, four vocabulary, six-level vocabulary, test, IELTS, TOEFL flash, SAT vocabulary, GRE vocabulary and other numerous English words. It includes British voice broadcast and American voice broadcast, including collection and voice evaluation. Let the students learn more effectively and memorize words.

Oral evaluation

The user can follow the text that is scanned to see if your pronunciation is fluent, complete, accurate, and the total score. Combined with the evaluation situation, improve the lack of spoken language.

WiFi

After opening the WiFi switch button, you can set the WiFi network you want to link.



Bluetooth

After opening the Bluetooth switch button, you can set the Bluetooth device you want to link to achieve each expansion.

Volume adjustment

Click “-” to reduce the volume in the volume adjustment option, click “+” to increase the volume.

bright adjustment

Click “-” to reduce the screen display brightness in the brightness adjustment option, click “+” to increase the screen to display brightness.

Multi-line scan

After opening multi-line scan, continue to scan within 2 seconds after the pen will be combined, and the scan results will be combined.

System settings

It can be set to stop operation, and shut down time.

Shut down

Click the Shutdown option to close the word clever’s power, start using it as follows.

System Upgrade

You can manually detect the new version by clicking [Settings – System Upgrade – Detection Update] when you are using system updates.

This machine

Displays the basic information of this unit. Such as models, versions, etc.

Product statement

1. Please read the contents of this manual carefully to ensure that you can use this product correctly and safely
2. Please use the accessories in the package, if you do not use it in the correct way, or use the accessories that are not compatible with this product, you may have an unpleasant damage to this product, and the warranty is automatically invalid, and even endangered you and your family. Safety. In this regard, the company does not assume any responsibility.
3. Part of this product must be used normally in the case of good network state. Any losses arising from the

Internet failure or any other force majeure causes, the company does not assume any responsibility.

4. The product and accessories cannot be disassembled, so the result is not responsible.
5. The company has the right to make a modification of product content in the iteration of the product, this manual is only used.

Precautions

Before using this product, please read and comply with the following description and warning. For incorrect use or not comply with the consequences of the use of this product, the company is not responsible.

Charging and battery precautions:

1. Before charging, make sure the charging interface is clean and polluted.
2. When connecting the charging cable to the charging touch, you should ensure that the charging cable is connected correctly. Do not force the charging line.
3. This product is not equipped with power adapters. If consumers are powered by power adapters, they should purchase a power adapter that obtains CCC certification and meets standard requirements.
4. If the battery is too high, discolored, deformed, drum, drums, leakage, etc., please stop the use to avoid security issues.
5. When charging, the battery temperature will rise, do not put this product with flammable materials to avoid fire.
6. Disassembly, extrusion, heating, or combustion of the built-in battery of this product, or use sharp objects, screwdrivers, etc., and the battery, the above operation may cause the battery to get fire or combustion.
7. In order to reduce the risk of electric shock, please charge this product under the guidance of parents or other guardians.

Maintenance and maintenance precautions:

1. If you can disassemble this product and your accessories, please apply for a sale when this product or fitting fails.
2. If you encounter an opaque use, please press the power button until the product is turned off, so that a general fault can be resolved.
3. The cleaning of this product should be maintained, and when the crust is stained with sweat, dust and other stains, please wipe the dry soft cloth.
4. Before cleaning this product, please turn this product first.

Waterproof performance statement:

This product does not have waterproof design, please do not use in splash or other environments that can lead to water in water.

WARRANTY:

1. This three-package terms apply to consumers who purchase this product from the company or its recognized dealers.

2. Return, transformers and free maintenance services, should be handled with effective product invoices and effective three-package voucher.
3. The above three-package clause has conflicts with relevant national laws and regulations, and the three-pack provisions released in the country are subject to the three guarantees.

Please try to sweep the following below.

Appendix Test Scanning Word:

How's the weather today?

The weather is really good today.

Did you wear a mask today?

I have an idea.

Today we go to watch movies.

You are very beautiful today

Where did you buy this dress

It's a nice day today. Are you wearing a mask today?

I have an idea.

Today we go to the cinema together.

Warranty card (user saved)

Name		Contact information			
Purchase date		Body code		Product number	
Purchase place				price	
family address				Postal code	
current school				class	
Warranty card, please pay the customer service center					
Specify sales area					
Customer service center mailbox					

Warranty card (company preserved)

Name		Contact information		Product number	
Purchase date		Body code		Local after-sales phone	
Maintenance records					
date	Troubleshooting parts and treatment methods		Repair man	User signature	
Customer service center mailbox					

Certificate

Production of qualified stamp _____

Inspectorship stamp _____

This product is subject to technical standards, and the product is qualified.


FCC Statement

This device complies with part 15 of the FCC rules. Operation is subject to the following two conditions: (1) this device may not cause harmful interference, and (2) this device must accept any interference received, including interference that may cause undesired operation. Changes or modifications not expressly approved by the party responsible for compliance could void the user's authority to operate the equipment. NOTE: This equipment has been tested and found to comply with the limits for a Class B digital device, pursuant to part 15 of the FCC Rules. These limits are designed to provide reasonable protection against harmful interference in a residential installation. This equipment generates uses and can radiate radio frequency energy and, if not installed and used in accordance with the instructions, may cause harmful interference to radio communications. However, there is no guarantee that interference will not occur in a particular installation. If this equipment does cause harmful interference to radio or television reception, which can be determined by turning the equipment off and on, the user is encouraged to try to correct the interference by one or more of the following measures:

- Reorient or relocate the receiving antenna.
- Increase the separation between the equipment and receiver.a
- Connect the equipment into an outlet on a circuit different from that to which the receiver is connected.
- Consult the dealer or an experienced radio/TV technician for help.

The device has been evaluated to meet general RF exposure requirements. The device can be used in portable exposure conditions without restriction.

Documents / Resources

 <p>Sweep the pen. Dictionary pen</p> <p>user's manual</p> <p>Introduction</p> <p>Dictionary pen is a new dictionary voice translation, English, language, mathematics, teacher, classroom, synchronous learning, listening translation, speaking evaluation, digital recording, AI voice translation. Pronunciation, spelling and other functions in a study product.</p>	<p>global sources S7 Electronic Translator Dictionary Pen [pdf] User Manual</p> <p>S7, 2AYC5-S7, 2AYC5S7, S7 Electronic Translator Dictionary Pen, Electronic Translator Dictionary Pen</p>
--	---