



global sources HDSW0032M1 5 Port HDR HDMI Audio Extractor User Manual

[Home](#) » [global sources](#) » global sources HDSW0032M1 5 Port HDR HDMI Audio Extractor User Manual 

Contents

- 1 [global sources HDSW0032M1 5 Port HDR HDMI Audio Extractor](#)
- 2 [FEATURES OF THE INTERFACE:](#)
- 3 [Connection and operation](#)
- 4 [Matters needing attention](#)
- 5 [SPECIFICATIONS](#)
- 6 [Documents / Resources](#)
- 7 [Related Posts](#)

global sources

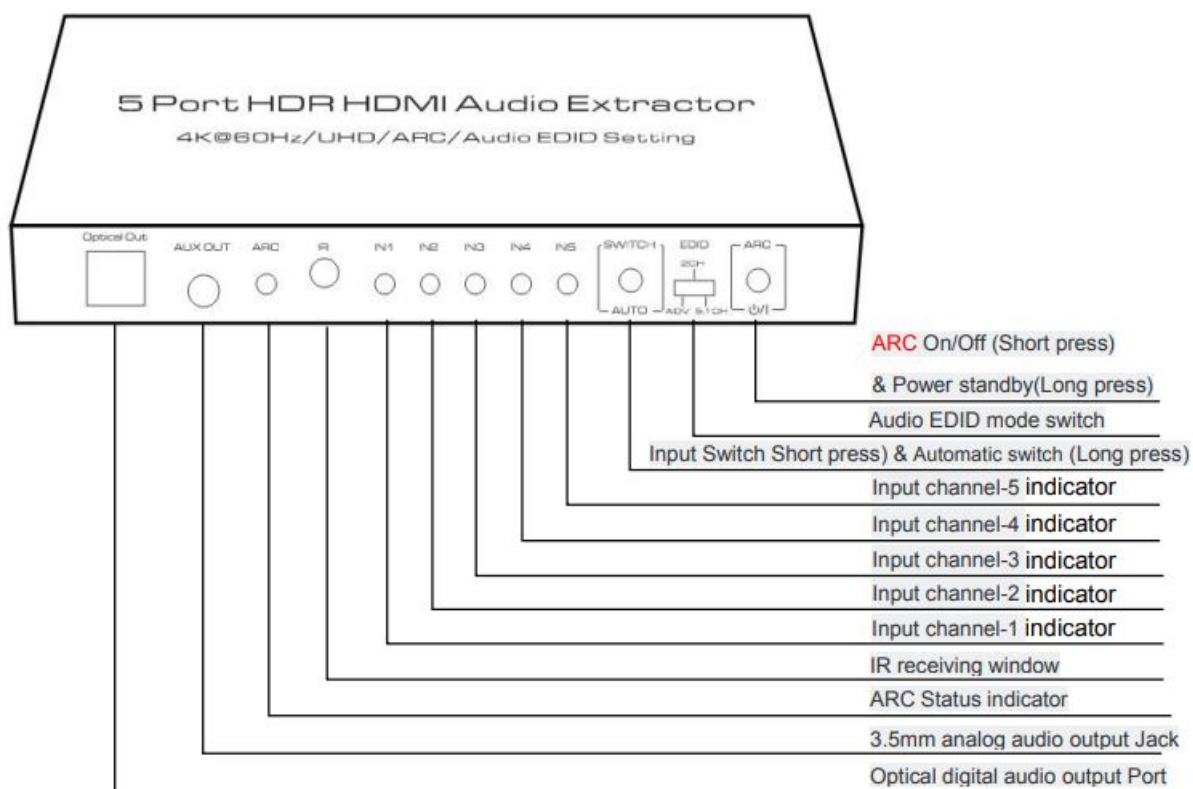
global sources HDSW0032M1 5 Port HDR HDMI Audio Extractor



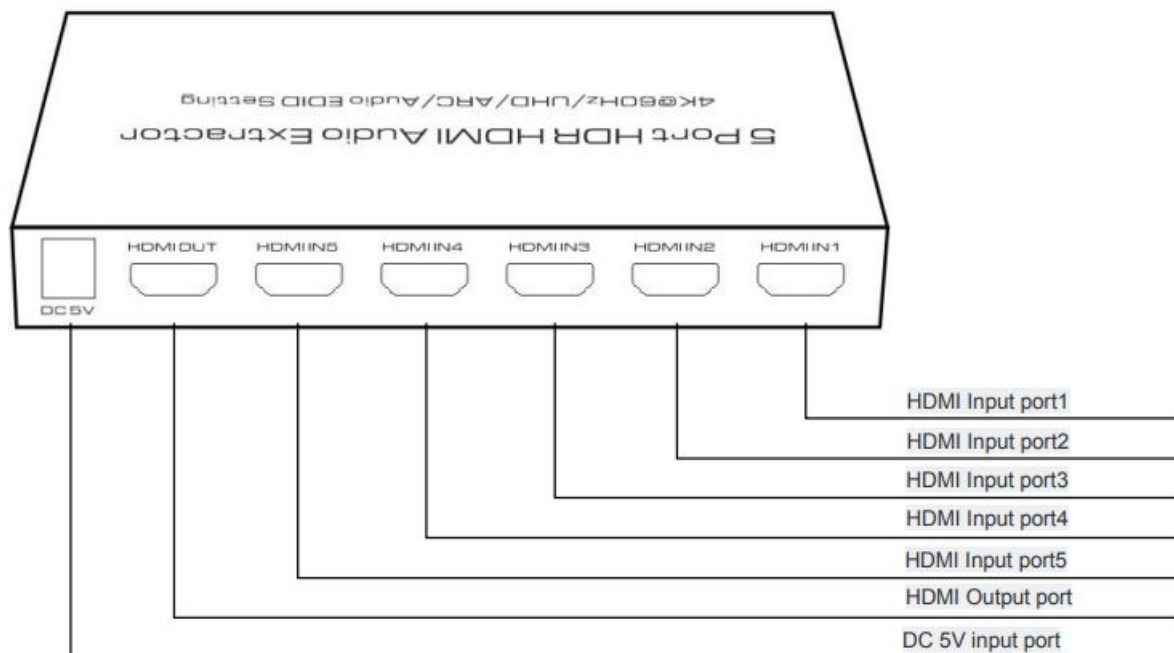
Model No. HDSW0032M1

FEATURES OF THE INTERFACE:

Picture 1.0 front panel view



Picture 1.1 rear panel view



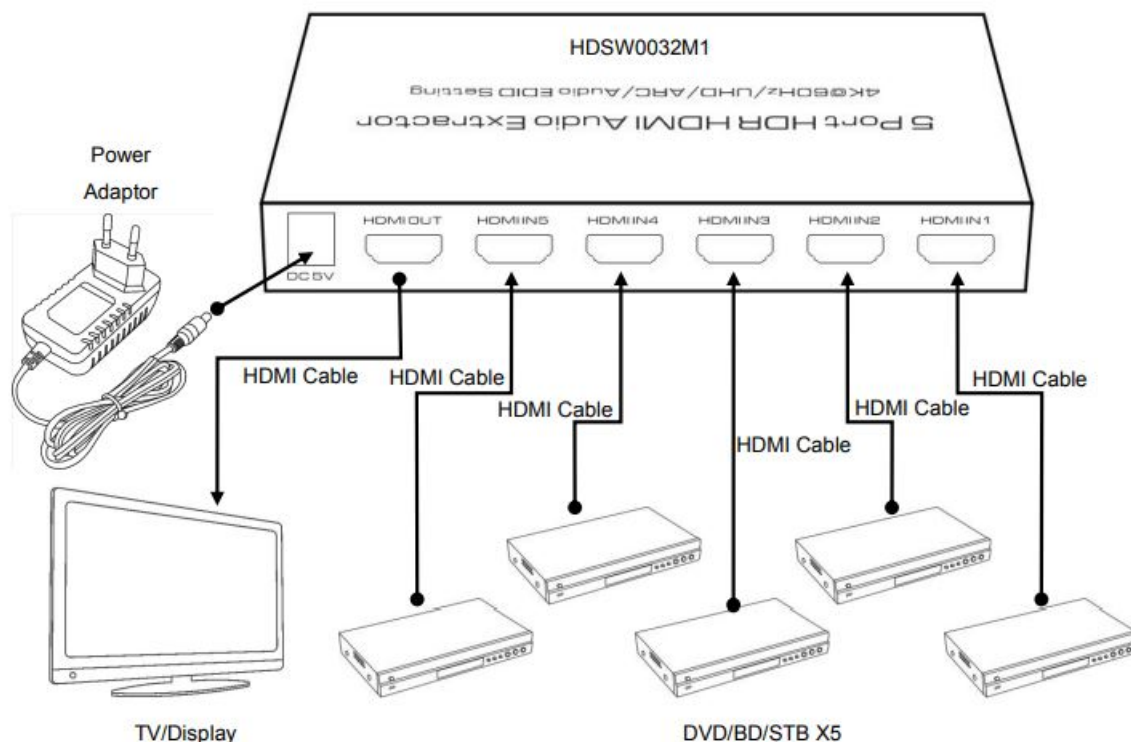
Picture 1.2 IR panel view and function introduction



Remote keys	Panel keys	Functional description
	/I	Power standby on/off button Press the Panel key more than 3 seconds to enter the standby mode
CH1~5	SWITCH	Input source channel selection
AUTO	AUTO	Auto switch function enabled or disabled. Press the Panel key more than 3 seconds to enable or disable this function.
	SWITCH	Loop switch the input channels in order 1-5
ARC	ARC	ARC (Audio Return Channel) on/off

* Please take out the film at the rear of the remote before you use. Please insert the film to remote rear if you do not use the remote for long time.

Connection and operation



Matters needing attention

1. Before using ARC, make sure your TV HDMI port supports ARC and the arc have been turned on.
2. When the ARC is enabled, the product extracts audio from the TV HDMI ARC port. Audio signal will be output from the optical port, while AUX port has no output at this time. When the ARC function is disabled, the optical and AUX output audio extracted from the HDMI input source.

3. Function description of "Audio EDID mode switch"

By selecting different EDID modes, the audio EDID information of the display device can be changed to make the signal source output the corresponding audio format.

Audio EDID mode	Description	Suitable situation
	The audio output format is determined by the EDID	
ADV	information of the HDMI output connected equipment. You can get the best sound quality in this mode. But Optical and AUX ports may not have sound output	Recommended HDMI output
	because the format is not supported.	

2CH	All ports priority output the stereo audio in this mode.	Recommended AUX output
5.1CH	Priority output 5.1 channel bit stream in this mode. In this mode, AUX port may not have sound output because the format is not supported.	Recommended Optical output


Function description of “Auto switch”

The Switch can support input channel Auto Switch function, it can auto jump to the input channel port that just have HDMI Cable connected(means have new Signal Source connected); it can also auto jump to other input channel port that have signal input if the current channel signal source is closed (Power needs to be cut off for some equipment) or the current input port HDMI cable is taken out. The Auto function can be turned on/off by the pressing the AUTO key at the panel or remote. When the input channel led indicator flash for one time, the auto switch is turned on; when the input channel led indicator flash for three times, the auto switch function is closed.

SPECIFICATIONS

Model No.	HDSW0032M1
Model name	5 Port HDR HDMI Audio Extractor
Input channel	HDMIx5, DCx1
Output channel	HDMIx1, Opticalx1, AUXx1
Video format	480P/720P/1080P/2160P@60/50/30/25/24(Support1080P@120) Supports HDR and Dolby Vision
Deep color	8/10/12Bit@1080P, 8Bit@2160P
Audio format	Dolby HD/DTS HD/Dolby Atoms/Dolby AC3/DTS/LPCM etc.
Transmission bandwidth	600MHz Max.
Transmission rate	18Gbps Max.
Input cable length	2160P/AWG 26 ≤5m 1080P/AWG 26 ≤10m
Output cable length	2160P/AWG 26 ≤5m 1080P/AWG 26 ≤12m
Power adapter specification	Input: AC 100~240V / Output: DC 5V/1A
Max working current	500mA
Working temperature range	-5 ~ +40°C
Working humidity range	5 to 85%RH No Condensation
Storage temperature	-15 to 55°C
Storage humidity	5 ~95%RH(No Condensation)
Size	159*64*22 (mm)
Weight	230g
Accessories	Manual, Power Adaptor, Remote Control

Documents / Resources

	global sources HDSW0032M1 5 Port HDR HDMI Audio Extractor [pdf] User Manual HDSW0032M1, 5 Port HDR HDMI Audio Extractor
---	--