



global sources BC59 Bluetooth Car Charger

[Home](#) » [global sources](#) » global sources BC59 Bluetooth Car Charger 

Contents

- 1 [global sources BC59 Bluetooth Car Charger](#)
- 2 [Product introduction](#)
- 3 [Schematic Appearance](#)
- 4 [Features](#)
- 5 [Operation instructions](#)
- 6 [Tech Specs](#)
- 7 [Warm tips](#)
- 8 [Troubleshooting](#)
- 9 [Documents / Resources](#)
- 10 [Related Posts](#)

global  sources

global sources BC59 Bluetooth Car Charger



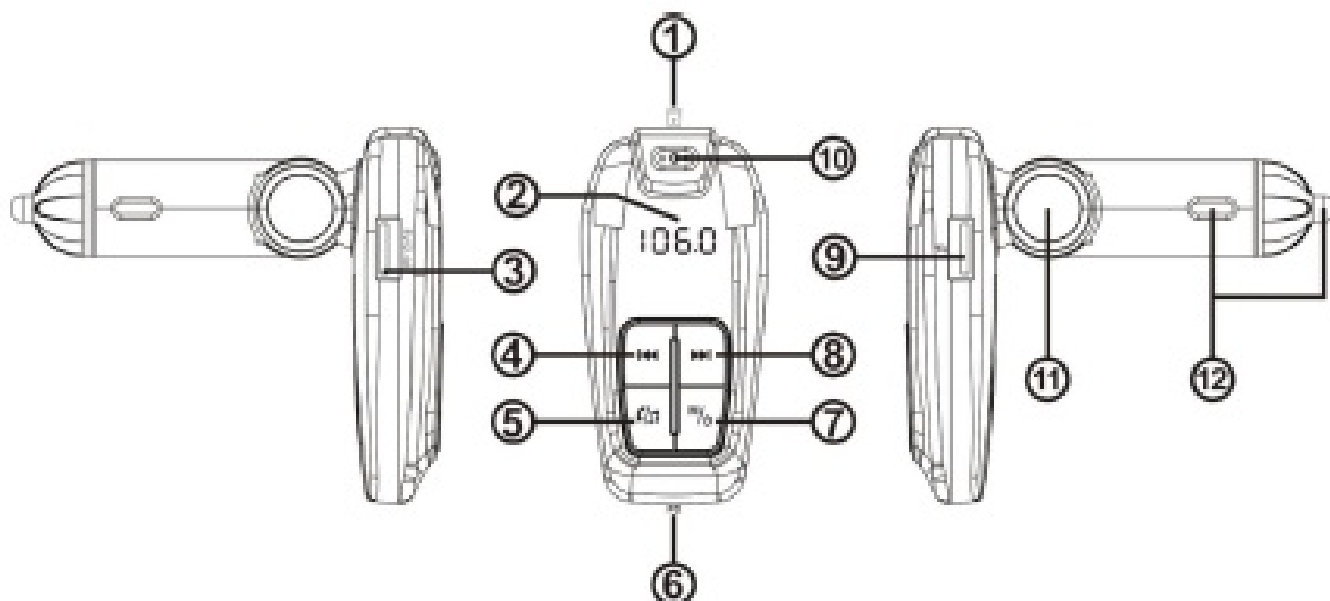
Bluetooth Car Charger BC59 Manual

Thank you for purchasing our bluetooth car charger! In order to have a best performance experience, please read the manual carefully before use!

Product introduction

This product is a car-specific car bluetooth player, built-in advanced bluetooth and WMA.MP3, APE, FLAC decoder chip, can play music files inside U disk, wirelessly transmitted to car audio, no need to modify your car can easily Make your music enjoy while driving. More important is the purity and clarity of the special sound of DSP technology. We hope to bring you unlimited enjoyment of the music.

Schematic Appearance



Description

1. TF card slot
2. LED display window
3. USB1:2.4A/5V
4. Prev.: short press fore previous song /long press to enter FM mode
5. Multifunctional key for play/pause/answer/reject/redial/V+/V-,Long press to activate the Siri
6. PD3.0 Output
7. Short press switch mode / Long press for two seconds to shut down
8. Next: short press for next song / long press to enter FM mode
9. USB2: U disk play +2.4A
10. MIC
11. Rotating shaft
12. Cigar connector

Features

1. Support all types of vehicles
2. LED display
3. Support PD3.0 fast charge output
4. Support USB Type-C protocol /USB Power
 - Delivery (PD)3.0 protocol /Quick Charge 3.0/2.0
 - protocol /Huawei FCP/SCP protocol / Samsung
 - AFC protocol /USB BC1.2 DCP /Support Apple 2.4A charging specification
5. Support stereo FM transmission technology
6. Support U disk playback
7. Support TF card music player
8. Support WMA, MP3, WAV, FLAC music format files.
9. Automatic power off memory function
10. bluetooth supports A2DP, AVRCP, HFP, HSP
11. bluetooth V5.0
12. bluetooth hands-free calling
13. Support bluetooth stereo music DSP technology
14. Battery voltage detection
15. Shortly press any key after the power off

Operation instructions

- Insert the machine into the cigarette lighter of the car. After power supply, the product will automatically enter the power-on state. LED display: HI—battery voltage— FM frequency.
- Turn on the car audio FM radio state, adjust the car audio receiving frequency and the product's transmission frequency to be consistent, you can enjoy music from your car stereo.
- **Adjust the FM frequency:** Long press to enter FM state, LED display frequency flashing. Long press fast FM; Short press slow frequency modulation 87.5~108MHZ to adjust the transmission frequency, Three seconds without operation, exit frequency selection.

1. Please open bluetooth on your mobile phone and search for the device “BC59” from phone menu list.
2. Choose the device “BC59”
3. Choose “BC59” in menu of phone and select the connection as “hands-free device” in the authorized device.

Matching connection for additional devices At boot time, the bluetooth car hands free will only automatically start connecting to the matching device that was connected last time.

Note: Some phones can be automatically connected when the bluetooth car is powered on again. Some phones may need to grant permission for each connection. You can set it to “Automatically connect.” For more information, please refer to the phone’s user manual.

Use bluetooth hands-free calling

(When your bluetooth hands free is idle or playing music)


- **dial number**

In the connected state, the phone number is directly dialed out by the mobile phone, and the sound is automatically sent from the car audio speaker.


- **answer the phone**

In the connected state, when a call is made, press “” directly to answer the call. Press the “” button again to hang up the phone.

Reject the call

When a call comes in and you don’t want to answer it, long press “” to reject the call.

- **Redial the call**

When bluetooth connected, double press “” to redial the last call


- **Play the music stored in the mobile phone**

This product supports A2DP function which can play the music stored in the mobile phone by transmit music to the car audio through the bluetooth handsfree FM so as to restore the higher quality music effect.

- **Mobile Music / TF / U Disk Song Mode**

Long press “M” to enter mode switch: BT– USB –TF After connecting the bluetooth of the mobile phone, select the song to play or insert TF/U disk to automatically read and play music.

- **Siri Voice Assistant**

When bluetooth connected, Long Press “” for 3 seconds to activate siri/ voice assistant.(Phone which support this function: APPLE,Samsung and phone with android system) Note: Some phones do not support this function.

- **Switch function**

Long press “M” to seconds into the shutdown, Short press any key to boot (False shutdown to turn off the digital screen, disconnect bluetooth, turn off the button light, and retain the charging function

Tech Specs

Rated working voltage	12V-24V
Limit working voltage	10~26V
PD output	18W
Working Temp	0~50°C
Music format support	MP3 / WMA / WAV/ FLAC
SNR	>60dB
Battery voltage display accuracy	±1V
PD3.0	5V/3A 9V/2A 12V/1.5A
USB1/ USB2	5V/2.4A
bluetooth Ver	Version 5.0
bluetooth audio processing	DSP and A2DP(Advance Audio Distribution Profile)
bluetooth transmission distance	< 10M
MIC effective distance	0.5~2M

FM Freq	87.5~108Mhz
FM transmission mode	Stereo digital PLL lock frequency

Warm tips

1. Do not turn the radio volume too high to avoid the increase of the sound back noise.
2. Although the transmission power of this product is relatively strong, better to skip the Frequency with strong signal in local to get a better sound quality
3. Do not use this product in a dusty and humid environment with extremely high and low temperatures.
4. Do not drop the product to avoid surface damage or breakdown.
5. Do not disassemble the product, if you have any questions, please contact your dealer.
6. Due to continuous improvement and enhancement of technology, changes in product performance and functionality are subject to change without notice.

Troubleshooting


Power is not responding or not displayed	<ol style="list-style-type: none"> 1. Check if the machine is in good contact with the cigarette port, and the cigarette holder is not seriously rusted. 2. Unplug and re-try again 3. Check if the cigarette holder is powered normally
Can't play	<ol style="list-style-type: none"> 1. Check if the USB device is connected to the player or not, or you can try another USB device. 2. Please make sure that there is copy of the file in the USB device that can be supported by the product. 3. Please make sure the volume is not set to 0
There is noise but no sound	<ol style="list-style-type: none"> 1. Whether the product player is in a pause state 2. Is the volume adjusted to 0 or small?

The audio of car can't receive sound	<ol style="list-style-type: none"> 1. Make sure that the product FM launch has been turned on. 2. Is the transmission frequency of the product the same as the reception frequency of car's?
The	1. Make sure that there is no strong
launching	signal station at the frequency of
effect is not	the current transmission. When
good, there	using it, adjust to the frequency of
is noise	no radio station to get better sound
	effect

Packaging

1. User Manual
2. Host

Documents / Resources

	global sources BC59 Bluetooth Car Charger [pdf] User Manual BC59, Bluetooth Car Charger
---	--