



global sources BC55A Bluetooth Car Charger User Manual

[Home](#) » [global sources](#) » global sources BC55A Bluetooth Car Charger User Manual 

global sources BC55A Bluetooth Car Charger User Manual



Thanks for purchasing our bluetooth Car charger with FM transmitter! This manual is written to help you to learn how to use the product. Please read the manual carefully before use.

Contents

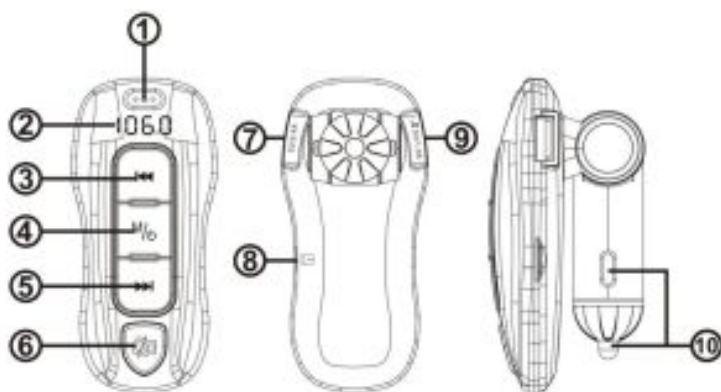
- [1 Product Profile](#)
- [2 Product Apperance Diagram and Introduction](#)
- [3 Features](#)
- [4 Operation Instructions](#)
- [5 Matching connection for additional devices](#)
- [6 Technical Parameters](#)
- [7 Troubleshooting](#)
- [8 Package attachment](#)
- [9 Documents / Resources](#)
- [10 Related Posts](#)

Product Profile

This product is a car-specific car bluetooth player, built-in advanced bluetooth and WMA.MP3, APE, FLAC decoder chip, can play music files inside U disk, wirelessly transmitted to car audio, no need to modify your car can easily Make your music enjoy while driving. More important is the purity and clarity of the special sound of DSP technology. We hope to bring you unlimited enjoyment of the music.

Product Appearance Diagram and Introduction

Diagram Introduction:



1. MIC
2. LED Display
3. Short press: the previous song / long press to enter the FM-
4. Short press enter model switch/long press two second enterfake-off
5. Short press: next song / long press to enter FM+
6. Play/Pause/Handsfree/Redial/Long press to activate SIRI
7. USB1: 2.4A
8. TF card slot
9. USB2: U disk to play music+1A
10. Power contact

Features



1. Suitable for all types of vehicles
2. White LED Display
3. Support stereo FM transmission technology
4. Support U disk playing music
5. Support TF card playing music
6. Support WMA MP3,,WAV,APE, FLAC format.
7. Automatic power off memory function
8. Support A2DP,AVRCP,HFP,HSP
9. bluetooth V5.0
10. bluetoothHands free
11. Support bluetooth stereo music DSP technology
12. Battery voltage detection
13. Press any key to boot after fake-off
14. Support two mobile Phones Connection at the same time

Operation Instructions

Plug the product into car cigarette lighter socket while it will be automatically power on, LED display HI→Battery

Voltage→BT→FM frequency

Turn on your car FM radio, and adjust the frequency of product same as your car radio, then your can enjoy music from your car stereo. 4.1.3 Adjust FM frequency

Long press  /  enter adjustment state FM frequency flashing long press to fast adjustment short press to slow adjust, FM from 87.5 to 108MHZ three seconds without operation to exit the FM state.

bluetooth Pairing

1. Please open bluetooth on your mobile phone and search for the device “BC55A” from phone menu list.
2. Choose the device “BC55A”
3. Choose “BC55A” in menu of phone and Select the connection as “hands free device” in the authorized device.
4. To connect your second phone close current phone’s bluetooth. Then search and connect the “BC55A” with your second phone. After that, reopen first phone’s bluetooth to reconnect to car kit.
(**Note:** the last phone reconnect to car kit is the main phone)
5. Turn on the phone music player to play music on your main phone via bluetooth, and click the phone button to control the music to pause/play.
6. Short press the phone button to answer/hang up, long press to reject. Double-click to redial main phone last call, and long press the mode key to switch to private answer after the call is connected.

Note: Only the main phone’s last call number on the call list can be redialed.

Matching connection for additional devices

At boot time, the bluetooth car hands free will only automatically start connecting to the matching device that was connected last time.

Note: Some phones can be automatically connected when the bluetooth car is powered on again. Some phones may need to grant permission for each connection. You can set it to “Automatically connect.” For more information, please refer to the phone’s user manual.


- Use bluetooth hands-free calling (When your bluetooth hands free is idle or playing music)
- dial number

In the connected state, the phone number is directly dialed out by the mobile phone, and the sound comes from the car audio automatically.

- Answer the call

In the connected state, when a call is coming press  button to answers the call, press the  button again to hang up the call.

- Reject the call

When a call is coming but you don’t want to answer it, press and hold the  button to reject the call.

- Redialing the phone

When the bluetooth hands-free boot idle, double press the  button to redial the last phone number.

- Play music stored in your phone

This product supports A2DP function, can play music stored in the mobile phone, and is transmitted to the car audio through bluetooth hands-free FM to restore higher quality music effects.

- Mobile music / TF / U disk song mode

Short press the “M” button to enter the mode switch: BT—USB—TF After connecting the mobile phone bluetooth, select the song to play or insert the TF/U disk to automatically read and play the music.

- Siri / voice assistant function

After the bluetooth connection, press and hold the 3 seconds button to activate the Siri/voice assistant, (Supported mobile phone brands are: Apple mobile phone, Samsung mobile phone, native Android mobile phone)

Note: Some mobile phones do not support this feature.

- Switch function Press and hold the “M” button for two seconds to enter the shutdown, short press any button to boot. (False shutdown to turn off the digital screen, disconnect bluetooth, turn off the button light, retain the charging function)

Technical Parameters

Rated operating voltage	12V-24V
Limit working voltage	10~26V
Operating temperature	0~50°C
Support playback format	MP3 / WMA / WAV/ APE/FLAC
Signal to noise ratio	>60dB
Battery voltage error	±1V
USB1	5V/2.4A
USB2	5V/1A
bluetooth version	Version 5.0
bluetooth sound processing	With DSP technology andA2DP(Advance Audio Distribution Profile)
bluetooth transmission distance	< 10M
bluetooth microphone effective distance	0.5~2M
FM transmission frequency	87.5~108Mhz
Transmit FM mode	Stereo digital PLL lock frequency

Notes:

1. Do not open the radio volume too much (usually at 20 or below) to avoid an increase in the sound back noise.
2. Although the power of the local FM transmission is relatively strong, it should also avoid the radio frequency of the local strong signal when using it to get better sound quality.
3. Do not use this product in extremely high or low temperatures and in dusty, humid environments.
4. Do not drop this product to avoid damage to the surface or damage to the whole machine.
5. Do not disassemble the unit. If you have any questions, please contact dealer.
6. Changes in product performance and functionality due to continuous improvement and improvement are

subject to change without notice.


Troubleshooting

No response or no display after power up	<ul style="list-style-type: none">· Check if the machine is in good contact with the cigarette holder, and the cigarette holder is not seriously rusted.· Unplug and re-try again· The cigarette holder is powered normally
Can not play	<ul style="list-style-type: none">· The USB device is not connected to the player, or you can try another USB device.· Please make sure that there is no copy of the file in the USB device that can be supported by the product.· Please make sure the volume is not set to 0
There is noise but no sound	<ul style="list-style-type: none">· Is the player paused?· Is the volume at zero or very small?
Car audio can't receive sound	<ul style="list-style-type: none">· Confirm that the product launch has been turned on.· Is the transmission frequency the same as the reception frequency?
The launching effect is not good, there is noise	<ul style="list-style-type: none">· Confirm that there is no strong signal station at the frequency of the current transmission. When using it, adjust to the frequency of no radio station to get better sound effect.

Package attachment

- 1. Manual
- 2. Host

Documents / Resources

	global sources BC55A Bluetooth Car Charger [pdf] User Manual BC55A, Bluetooth Car Charger
---	--

Manuals+.