



# GLOBAL INDUSTRIAL 436CP50 Octagonal Picnic Table User Manual

[Home](#) » [GLOBAL INDUSTRIAL](#) » GLOBAL INDUSTRIAL 436CP50 Octagonal Picnic Table User Manual 

## Contents

- [1 GLOBAL INDUSTRIAL 436CP50 Octagonal Picnic Table](#)
- [2 Description](#)
- [3 Octagonal Picnic Table](#)
- [4 Documents / Resources](#)
- [5 Related Posts](#)



## GLOBAL INDUSTRIAL 436CP50 Octagonal Picnic Table



**Customer Service US:** 1-800-645-2986

## Description



Contents		
Ref.	Qty.	Description
1	4	Right Leg
2	4	Left Leg
3	1	Leg Support
4	1	Top
5	4	Bench
H1	28	M8 x 25 mm Hex Bolt
H2	56	Washer
H3	28	M8 Nylon Lock Nut

## Warning

- Assembly and installation of equipment should be performed by 2 people.
- Workers should use OSHA approved safety and lifting equipment.

## Warning

- Ensure that the bench is installed on a level surface.
- Ensure surface is of a strong material, preferably concrete.
- Use proper mounting hardware.

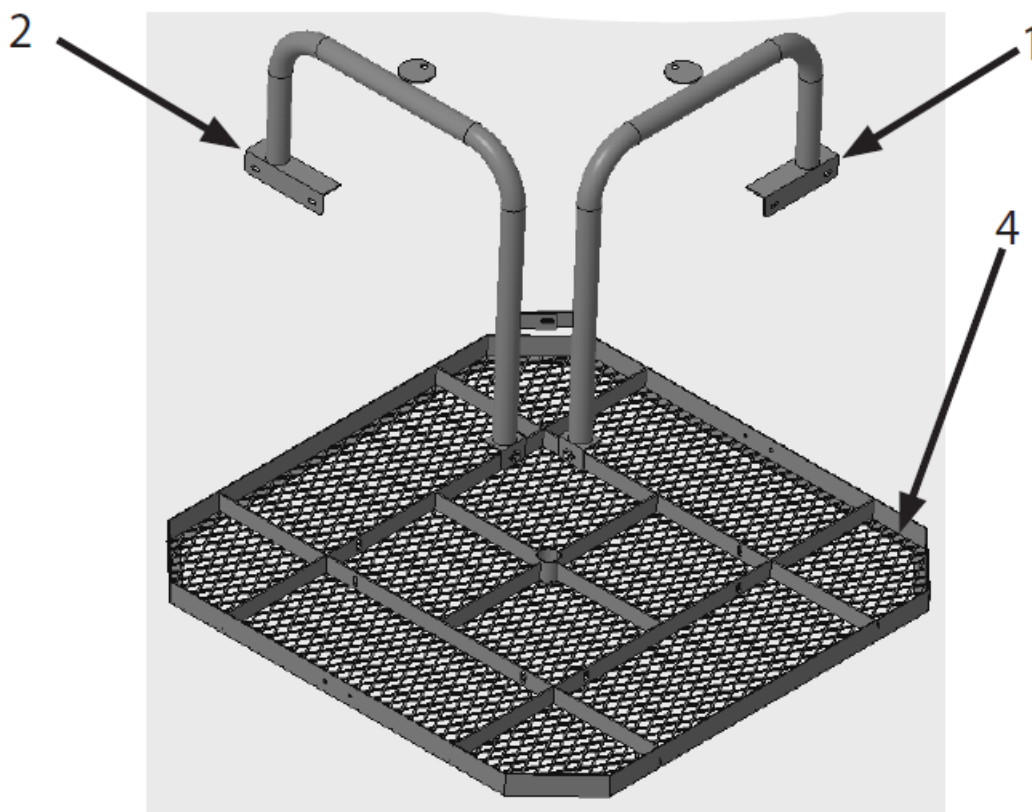
## Warning

- Do not climb on, under or through tables and benches.
- Two people required to move tables and benches.
- Do not use if any parts of bench or table are broken or damaged.
- Inspect and tighten hardware every six months.
- Replace rusted hardware and damaged components

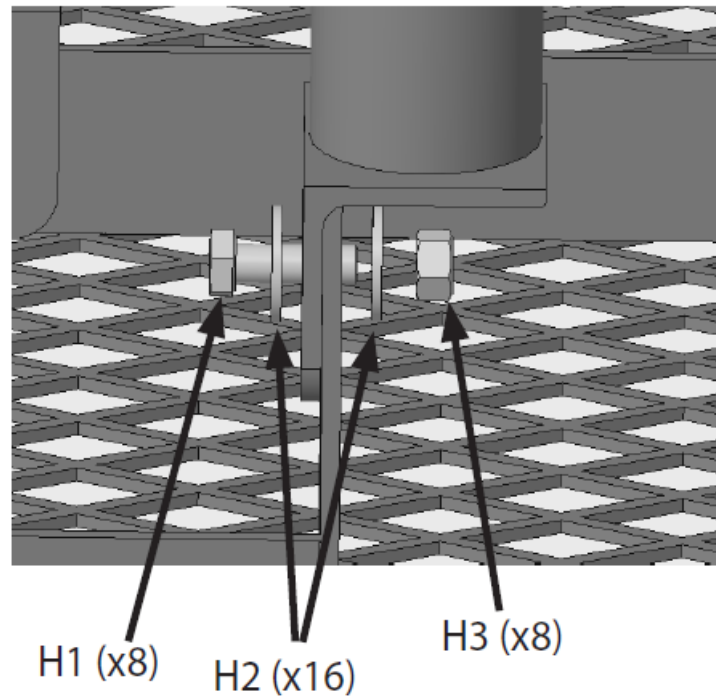
## Octagonal Picnic Table

1. Lay table top on the ground , bottom up. Attach 1 right leg and 1 left leg onto each corner using the hardware provided. Do not fastened tightly.

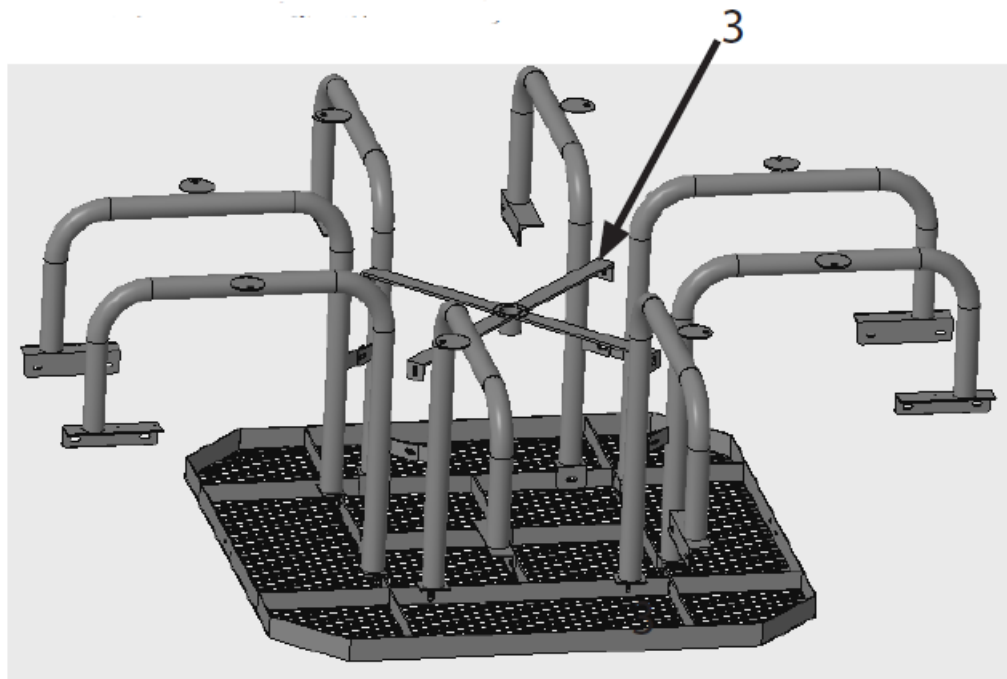
**NOTE:** Circular anchoring plates should be facing each other.



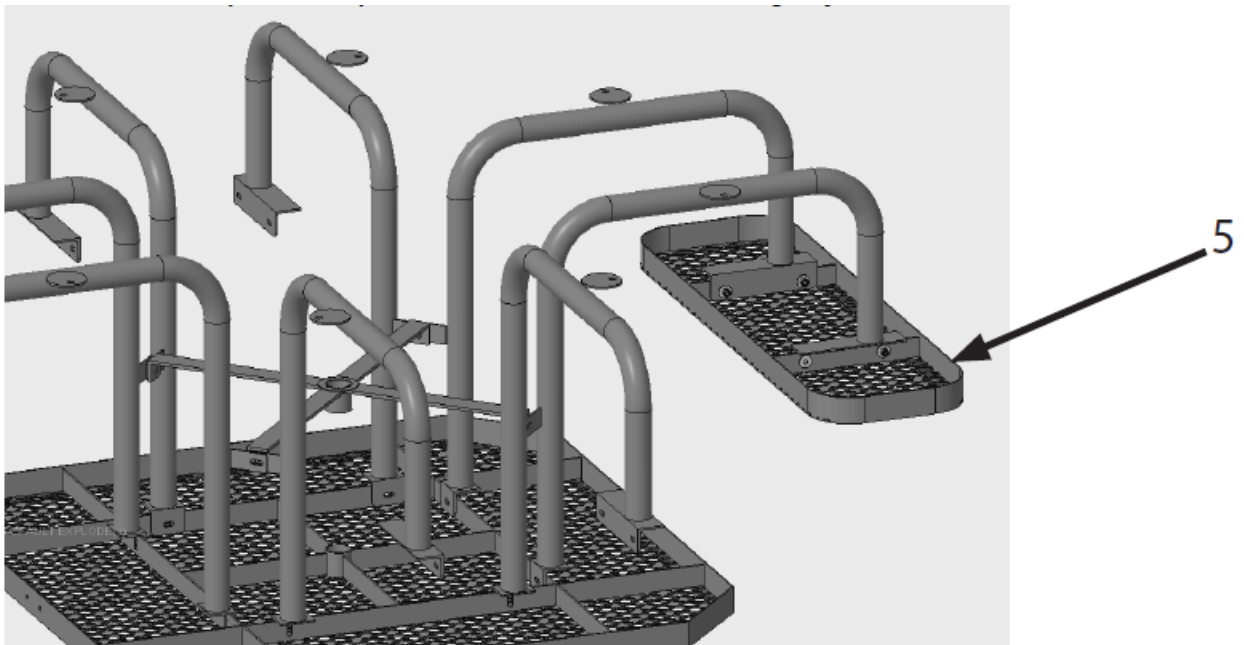
**NOTE:** Anchoring hardware not included.



2. Attach the remainder of the right and left legs. Then attach leg support in the middle. Ensure that the right leg, left leg, and leg support are all fastened together. Follow same hardware pattern as step 1 Do not fastened tightly



3. Attach bench tops to the ends of the legs using the hardware provided. Follow same hardware pattern as step 1 Do not fastened tightly. Once all benches are attached, flip table up and fasten all hardware tightly.



## Documents / Resources



[GLOBAL INDUSTRIAL 436CP50 Octagonal Picnic Table](#) [pdf] User Manual  
436CP50 Octagonal Picnic Table, 436CP50, Octagonal Picnic Table, Picnic Table, Table