



GLENTRONICS PS-WS360 Water Sensor Instruction Manual

[Home](#) » [Glentronics](#) » GLENTRONICS PS-WS360 Water Sensor Instruction Manual 

GLENTRONICS PS-WS360 Water Sensor Instruction Manual



Contents

- [1 360° Water Sensor](#)
- [2 Testing the Water Sensor](#)
- [3 Maintenance](#)
- [4 LIMITED WARRANTY](#)
- [5 Documents / Resources](#)
 - [5.1 References](#)


360° Water Sensor

This sensor can be connected to a Pro Series Water Alarm or Pro Series™ Deluxe Float Controller. Compatible units will have a 3.5 mm jack on the side of the Water Alarm or the bottom of the Deluxe Controller. When the water reaches the sensor, it will trigger an audible alarm on the connected device. It can be placed wherever there is a risk of water damage such as utility room, laundry room, kitchen, bathroom or basement. DO NOT USE THIS INSIDE A SUMP OR SEWAGE PIT.

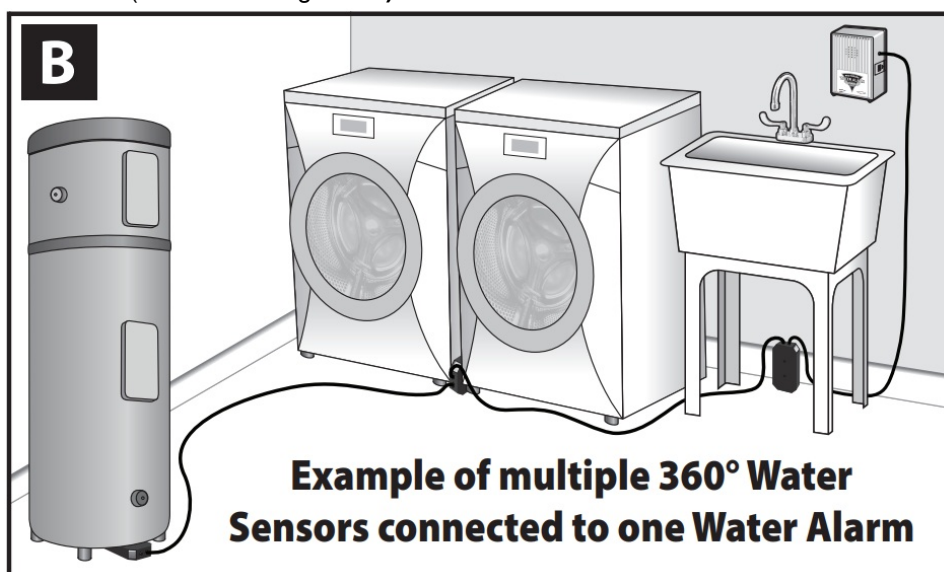
The 360° Water Sensor has patented technology that allows it to detect water when placed on any side, top or bottom. This allows it to be placed in any orientation in order to fit into small spaces.

mm Jack

On the side of the 360° Water Sensor you will find a 3.5 mm jack (Shown in Diagram A).



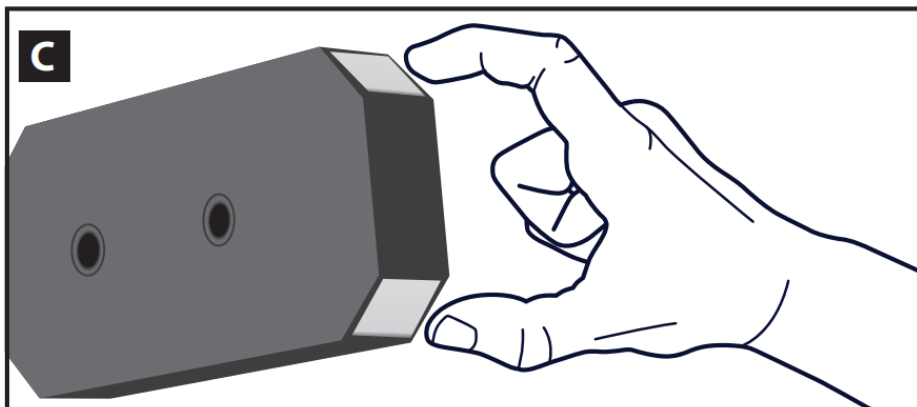
This allows you to connect more than one 360° Water Sensor to one Pro Series Water Alarm or Deluxe Float Controller (Shown in Diagram B).



This will allow you to monitor multiple locations for water damage. First remove the rubber plug from the 3.5 mm jack and then plug in additional sensors.

Testing the Water Sensor

Make sure the 360° sensor is connected to a Pro Series Water Alarm or a Pro Series Deluxe Controller. Touch two pairs of metal pads at either end of the 360° water sensor with your fingers. The audible alarm will sound as long as you hold both fingers on both metal pads (Shown in Diagram C).



Maintenance

Each time the 360° Water Sensor is activated with water, it must be cleaned and retested to ensure it is working properly. If the 360° Water Sensor is continuously alarming after being submerged in water, that means water might have gotten inside the 3.5 mm jack. Let it dry for 24 hours and the sensor should resume normal operation.

LIMITED WARRANTY

By opening this package and using this GLENTRONICS, INC. product, you are agreeing to be bound by the terms of the GLENTRONICS, INC. limited warranty ("warranty") as set out below. Do not use your product until you have read the terms of the warranty. If you do not agree to the terms of the warranty, do not use the product and return it within the return period stated on your purchase receipt from the retail store or authorized distributor where you purchased it for a refund.

To the extent permitted by law, this warranty and the remedies set forth are exclusive and in lieu of all other warranties, remedies and conditions, whether oral, written, statutory, express or implied. GLENTRONICS, INC. disclaims all statutory and implied warranties, including without limitation, warranties of merchantability and fitness for a particular purpose and warranties against hidden or latent defects, to the extent permitted by law. GLENTRONICS, INC. will not be liable for any incidental, special or consequential damages for breach of any express or implied warranties on this product. In so far as such warranties cannot be disclaimed, GLENTRONICS, INC. limits the duration and remedies of such warranties to the duration of this express warranty and, AT GLENTRONICS, INC.'s option, the repair or replacement services described below. Some states (countries and provinces) do not allow limitations on how long an implied warranty (or condition) may last, so the limitation described above may not apply to you.

Any and all causes of action arising from, filed as a result of or in reference to, this warranty or the products described under this warranty shall be governed by and construed under the laws of the State of Illinois. Any cause of action arising from, filed as a result of or in reference to, this warranty or the products described under this warranty shall be filed only in the Circuit Court of the 18th Judicial District, Lake County, Waukegan, Illinois, or in the Northern District of Illinois if filed in Federal Court. The maximum liability for any product described in this warranty shall be the cost of product replacement only. If any term is held to be illegal or unenforceable, the legality or enforceability of the remaining terms shall not be affected or impaired.

What is Covered by this Warranty?

GLENTRONICS, INC. warrants to the end purchaser that its pumps, switch and control unit products are free from defective materials and workmanship for the periods indicated below:

All parts and labor (excluding installation) for a period of:

- year from the date of purchase, when purchased individually for use with another brand of sump pump The defective product must be returned directly to the factory, postage prepaid with the original bill of sale or receipt to the address listed below. GLENTRONICS, INC., at its option, will either repair or replace the product and return it postage prepaid.

What is NOT Covered by this Warranty?

This warranty does not cover the cost or value of damaged property, including expressly any property that has been affected by water overflow, seepage or flooding. If GLENTRONICS, INC. determines that a product is deemed defective under this warranty agreement, it will repair or replace the PRODUCT ONLY. GLENTRONICS, INC. will not cover the cost to reinstall the product, nor will GLENTRONICS, INC. pay the cost of having a plumber or contractor repair or replace the product. GLENTRONICS, INC. will not repair or replace a product that was installed incorrectly. A product shall be considered "installed incorrectly" when it deviates in any way from the instructions described in this manual. This warranty does not cover product problems resulting from handling liquids hotter than 104 degrees Fahrenheit, handling inflammable liquids, solvents, strong chemicals or severe

abrasive solutions; user abuse; misuse, neglect, improper maintenance, commercial or industrial use; improper connection or installation, damages caused by lightning strikes; excessive surges in AC line voltage; water damage to the controller; other acts of nature, or failure to operate in accordance with the enclosed written instructions.

How to Obtain Warranty Service

Within thirty (30) days of the product's defective performance, the unit must be shipped, freight prepaid, or delivered to GLENTRONICS, INC. to provide the services described hereunder in either its original carton and inserts, or a similar package according to an equal degree of protection. Products not received by GLENTRONICS, INC. at the address indicated below within thirty (30) days of the product's defective performance will not be considered for warranty service. Products received after one (1) year from the date of purchase, fall outside of the timeframe for warranty service and will not be eligible for warranty service. The product must be returned to GLENTRONICS, INC. for inspection in order to be considered for warranty service. If the product is not returned to GLENTRONICS, INC. or the product is inspected by any person, plumber, contractor or business other than GLENTRONICS, INC., this warranty shall no longer be valid. Prior to defective operation, the unit must not have been previously altered, repaired or serviced by anyone other than GLENTRONICS, INC., or its agent; the serial number on the unit must not have been altered or removed; the unit must not have been subject to accident, misuse, abuse or operated contrary to the instructions contained in the accompanying manual. The dealer's dated bill of sale, or installer's invoice must be retained as evidence of the date of purchase and to establish warranty eligibility.

Where are Products Sent for Warranty Service?


Glentronics, Inc., 645 Heathrow Drive, Lincolnshire, IL 60069

How Can I Obtain More Information?

By calling [800-991-0466](tel:800-991-0466) 1806102 01/2



Documents / Resources

	<p>GLENTRONICS PS-WS360 Water Sensor [pdf] Instruction Manual PS-WS360 Water Sensor, PS-WS360, Water Sensor, Sensor</p>
---	---

References

- [User Manual](#)

Manuals+, Privacy Policy

This website is an independent publication and is neither affiliated with nor endorsed by any of the trademark owners. The "Bluetooth®" word mark and logos are registered trademarks owned by Bluetooth SIG, Inc. The "Wi-Fi®" word mark and logos are registered trademarks owned by the Wi-Fi Alliance. Any use of these marks on this website does not imply any affiliation with or endorsement.