



GL iNet GL-AXT1800 Slate AX AXT1800 Wireless Router User Guide

[Home](#) » [GL iNet](#) » GL iNet GL-AXT1800 Slate AX AXT1800 Wireless Router User Guide 

Contents

- [1 GL iNet GL-AXT1800 Slate AX AXT1800 Wireless Router](#)
- [2 SETTING UP](#)
- [3 SUPPORT](#)
- [4 WARRANTY](#)
- [5 FCC Statement](#)
- [6 Documents / Resources](#)
 - [6.1 References](#)
- [7 Related Posts](#)



GL iNet GL-AXT1800 Slate AX AXT1800 Wireless Router

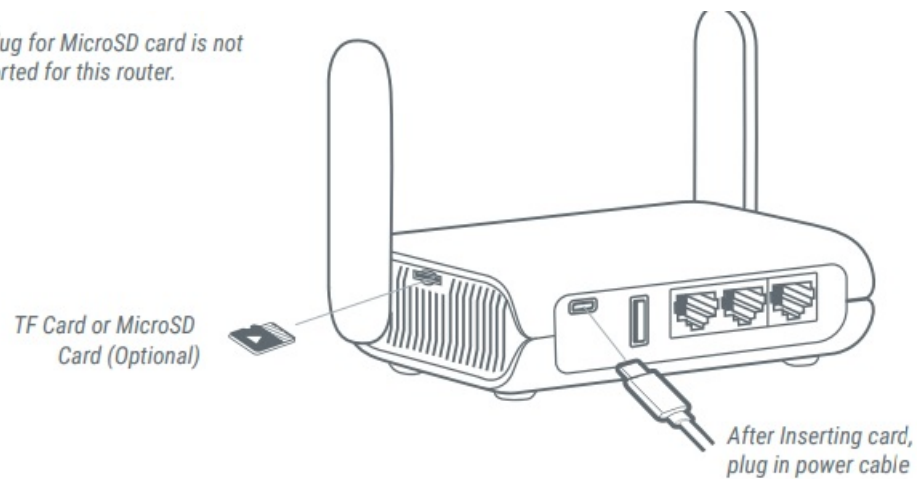


SETTING UP

Insert Cards & Power On

When powered up, your router will broadcast both 2.4G and 5G Wi-Fi signal with the SSID: GL-AXT1800-xxx and GL-AXT1800-xxx-5G.

⚠ *Hot plug for MicroSD card is not supported for this router.*



Connect via Wi-Fi

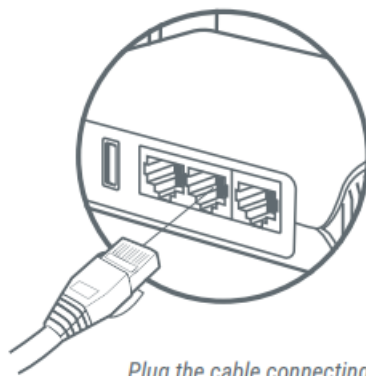
Connect to the Wi-Fi called GL-AXT1800-xxx or GL-AXT1800-xxx-5G, and then input the default Wi-Fi password which is printed on the bottom label of the router.

Wi-Fi	<input type="checkbox"/>
✓ GL-AXT1800-xxx	

Search the SSID and connect to it

Password	••••••••
----------	----------

or




Plug the cable connecting to your computer into LAN port

Connect via LAN

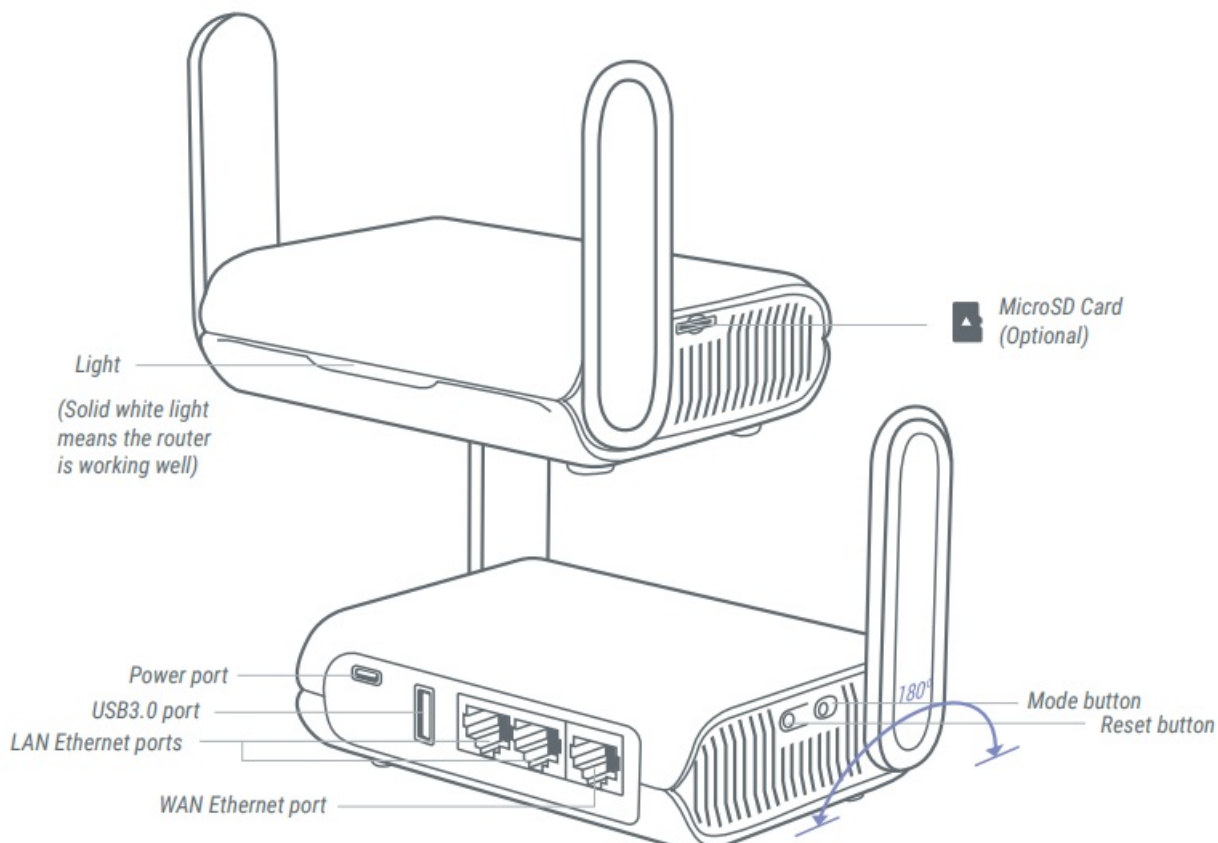
Plug the cable connecting to your computer into LAN port

Set Up Router

Visit <http://192.168.8.1> in your browser to set up your router; start by choosing your preferred language.



SUPPORT



Repair / Reset

If you cannot access the web-based setup page or cannot connect to the router, you can press the Reset button:

- Press and hold for 3 seconds and then release to repair your network. The light will turn blue and flash slowly until your network recovers.
- Press and hold for 10 seconds, and then release to reset the router to factory settings. The light will turn blue and flash rapidly. All data will be cleared when the light becomes solid blue.



<https://docs.gl-inet.com/en/4/>

Technical Supports

- For more detailed and updated instructions, please visit our website docs.gl-inet.com
- For further questions, you can get help from the following ways:
 - Email to support@gl-inet.com
 - Message us on our Facebook: facebook.com/gl.inet.wifi/
 - Post questions in our forum: forum.gl-inet.com
 - Ask professionals in other forums e.g. OpenWrt, LEDE or other professional websites

WARRANTY

- We provide one year limited warranty for routers and 3-month limited warranty for accessories.
- Extra warranty may apply according to the local law in which the product purchase took place.
- Highly recommend using the included 5V/4A power adapter.
- Any damage to the router caused by not following the instructions will render this warranty null and void.
- Any damage to the router caused by modifying the PCBA, components or case will render this warranty null and void.
- Issues caused by the use of third-party firmware may not get official support from us.
- Any damage to the router caused by inappropriate use, e.g. inappropriate voltage input, high temperature, dropping in the water or on the ground will render this warranty null and void.
- Pictures on the instructions are only for reference. We reserve the right to change or modify these materials without further notice.

FCC Statement

FCC ID: 2AFIW-AXT1800

1. This device complies with Part 15 of the FCC Rules. Operation is subject to the following two conditions:
 1. This device may not cause harmful interference, and
 2. This device must accept any interference received, including interference that may cause undesired operation.
2. Changes or modifications not expressly approved by the party responsible for compliance could void the user's

authority to operate the equipment.

3. Note: This equipment has been tested and found to comply with the limits for a Class B digital device, pursuant to part 15 of the FCC Rules. These limits are designed to provide reasonable protection against harmful interference in a residential installation. This equipment generates uses and can radiate radio frequency energy and, if not installed and used in accordance with the instructions, may cause harmful interference to radio communications. However, there is no guarantee that interference will not occur in a particular installation. If this equipment does cause harmful interference to radio or television reception, which can be determined by turning the equipment off and on, the user is encouraged to try to correct the interference by one or more of the following measures:

- Reorient or relocate the receiving antenna.
- Increase the separation between the equipment and receiver.
- Connect the equipment into an outlet on a circuit different from that to which the receiver is connected.
- Consult the dealer or an experienced radio/TV technician for help important announcement.

FCC Radiation Exposure Statement


This equipment complies with FCC radiation exposure limits set forth for an uncontrolled environment. This equipment should be installed and operated with minimum distance 20cm between the radiator and your body. This transmitter must not be co-located or operating in conjunction with any other antenna or transmitter. This device contains licence-exempt transmitter(s)/receiver(s) that comply with Innovation, Science and Economic Development Canada's licence-exempt RSS(s). Operation is subject to the following two conditions:

1. This device may not cause interference.
2. This device must accept any interference, including interference that may cause undesired operation of the device.

This equipment complies with IC RSS-102 radiation exposure limits set forth for an uncontrolled environment. This equipment should be installed and operated with minimum distance 20cm between the radiator and your body. The user manual for LE-LAN devices shall contain instructions related to the restrictions mentioned in the above sections, namely that:

1. the device for operation in the band 5150–5250 MHz is only for indoor use to reduce the potential for harmful interference to co-channel mobile satellite systems;

The functions of Wireless Access Systems including Radio Local Area Networks(WAS/RLANs) within the band 5150-5350 MHz for this device are restricted to indoor use only within all European Union countries.

	AT	BE	BG	HR	CY	CZ	DK	EE	FI	FR	DE	EL	HU	IS	IE	IT
	LV	LI	LT	LU	MT	NO	PL	PT	RO	SK	SI	ES	SE	CH	NL	UK(NI)

Hereby, GL TECHNOLOGIES (HONG KONG) LIMITED declares that the radio equipment type [AXT1800 Wireless Router, GL-AXT1800] is in compliance with the essential requirements and other relevant provisions of Directive 2014/53/EU. The full text of the EU declaration of conformity is available at the following internet address: <https://www.gl-inet.com/products/certificate>

2.4G Wi-Fi 2412MHz-2472MHz, 2422MHz-2462MHz; 5G Wi-Fi: U-NII-1:5180-5240MHz, 5190-5230MHz, 5210MHz; U-NII-2A: 5260-5320MHz, 5270-5310MHz, 5290MHz; U-NII-2C: 5500-5700MHz, , 5510-5670MHz, 5530-5610MHz; 5.8G Wi-Fi: 5745MHz-5825MHz,5755-5795MHz,5775MHz Max Output Power: 2.4G Wi-Fi 19.18dBm; 5G Wi-Fi: 29.71 dBm; 5.8G Wi-Fi: 13.67 dBm

Hong Kong Office

GL Technologies (Hong Kong) Limited

Unit 203, 2/F, Building 19W, 19 Science Park West Avenue, Hong Kong Science Park,
Pak Shek Kok, N.T., Hong Kong

Shenzhen Office


Shenzhen Guanglianzhitong Tech Co., Ltd.

Room 305 – 306, Skyworth Digital Building, Shiyan Street, Baoan District, Shenzhen, China, 518000

(+86-0755-86606126)



Documents / Resources

	<p>GL iNet GL-AXT1800 Slate AX AXT1800 Wireless Router [pdf] User Guide AXT1800, 2AFIW-AXT1800, 2AFIWAXT1800, GL-AXT1800 Slate AX AXT1800 Wireless Router, GL-AXT1800, Slate AX AXT1800 Wireless Router</p>
---	---

References

- [g/li Redirecting](#)
- [g/li GL.iNet](#)
- [g/li Homepage - GL.iNet Docs 4](#)
- [g/li Certificate - GL.iNet](#)