

 **givelify**  
**Snap to Give**  
**QR Code**



## **givelify Snap to Give QR Code Owner's Manual**

[Home](#) » [givelify](#) » **givelify Snap to Give QR Code Owner's Manual** 

### **Contents**

- [1 givelify Snap to Give QR Code](#)
- [2 Product Information](#)
- [3 Frequently Asked Questions](#)
- [4 Your organization, your Snap-to-Give.TM](#)
- [5 Snap-to-Give Do's and Dont's](#)
- [6 Documents / Resources](#)
  - [6.1 References](#)



**givelify Snap to Give QR Code**



## Product Information

### Specifications

- Product Name: Givelify Snap-to-Give™ QR Code
- Function: Enables safe and secure giving through custom QR codes
- Compatibility: Works with smartphone cameras
- Features: Customizable with organization's logo and colors

### Frequently Asked Questions

#### **Q: Can I customize the Snap-to-Give QR code?**

A: Yes, the QR code can be customized with your organization's branding elements.

#### **Q: Where should I display the Snap-to-Give QR code?**

A: Display the code where it can be easily scanned with a smartphone camera, such as on screens, projectors, and handouts.

#### **Q: Can donors use any smartphone to scan the QR code?**

A: Yes, as long as the smartphone has a camera and QR code scanning capability.

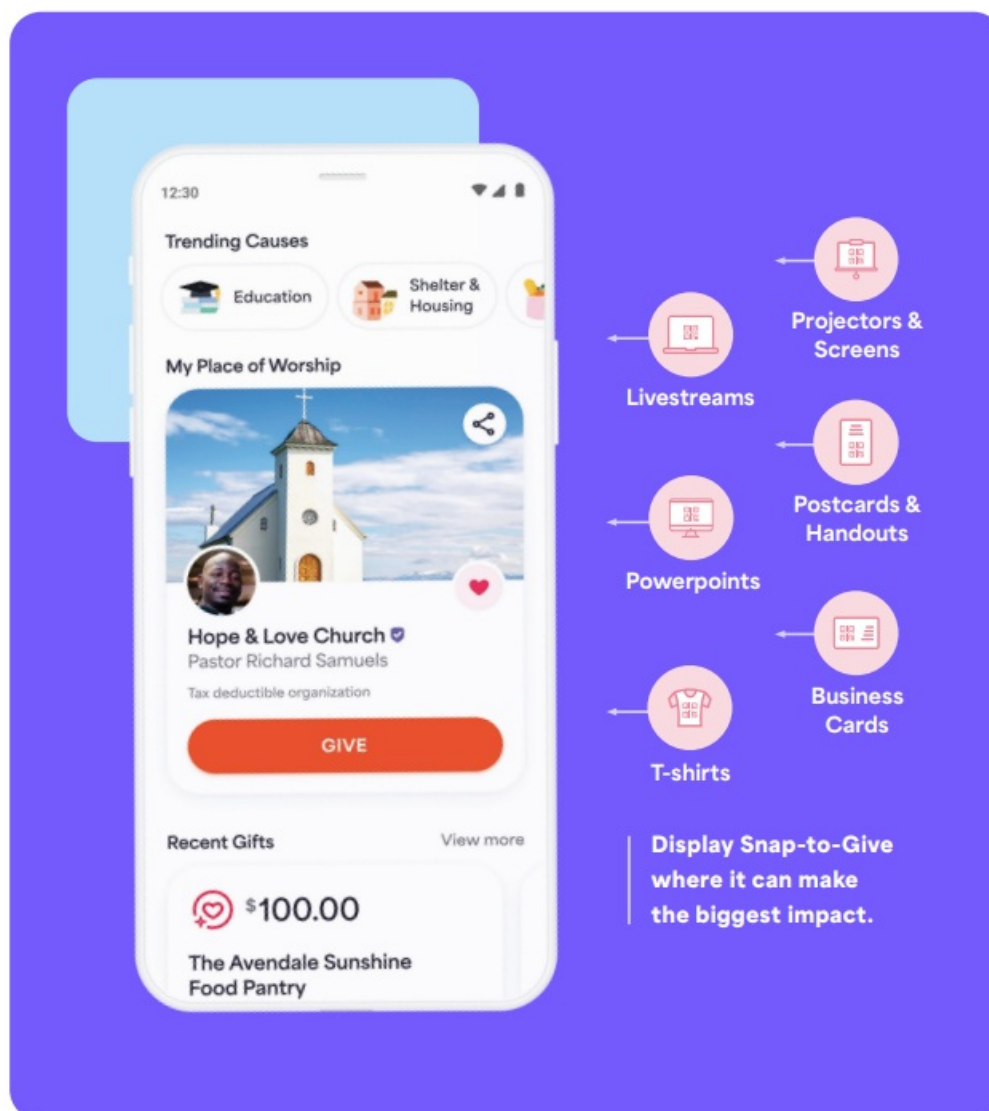
### **Grow generosity. Empower safe and secure giving. In-person or online.**

Your donors simply point their smartphone camera at your custom QR code. They'll be guided to give to your organization in seconds.

### **No text-to-give codes to remember or type.**

Snap-to-Give enables giving from practically everywhere you can use a camera phone.

- Livestreams
- Screens and projectors at in-person gatherings
- Bulletins and flyers
- Pews and seats



## Your organization, your Snap-to-Give.TM





### Beautifully designed with your brand in mind.

Your Snap-to-Give was created especially for your organization. Featuring your logo and colors, it's something your supporters can immediately recognize and trust. It's one-of-a-kind. Just like you.



Givelify Analytics Studio

## Snap-to-Give Do's and Dont's

-  DO display the code where it can be easily seen and scanned with a smartphone camera.
-  DO display prominently on the screen during livestreams.
-  DO make sure it's large and accessible enough to be scanned with a smartphone camera.
-  DON'T share your code in an email or on social media.\*


\* Your Snap-to-Give code works by being scanned with a smartphone camera. So if the code is being sent to a platform that is viewed on a smartphone, donors will not be able to scan the code with their camera. We recommend using your Social Giving link for emails and social media instead.

## Have questions?

Feel free to reach out to your Givelify Success Coach for assistance. [givelify.com/contact-us](https://givelify.com/contact-us)

© 2021, Givelify, All Rights Reserved

## Documents / Resources



[givelify Snap to Give QR Code](#) [pdf] Owner's Manual  
Snap to Give QR Code, Give QR Code, QR Code

References

- [User Manual](#)

Manuals+. [Privacy Policy](#)

This website is an independent publication and is neither affiliated with nor endorsed by any of the trademark owners. The "Bluetooth®" word mark and logos are registered trademarks owned by Bluetooth SIG, Inc. The "Wi-Fi®" word mark and logos are registered trademarks owned by the Wi-Fi Alliance. Any use of these marks on this website does not imply any affiliation with or endorsement.