



## ginlong SOLIS Single and Three Phase Meter User Manual

[Home](#) » [ginlong](#) » ginlong SOLIS Single and Three Phase Meter User Manual 

### Contents

- [1 ginlong SOLIS Single and Three Phase Meter](#)
- [2 STEPS FOR SETTING UP EXPORT LIMIT USING A METER](#)
- [3 Documents / Resources](#)
- [4 Related Posts](#)



Made by Ginlong Technologies 

**ginlong SOLIS Single and Three Phase Meter**

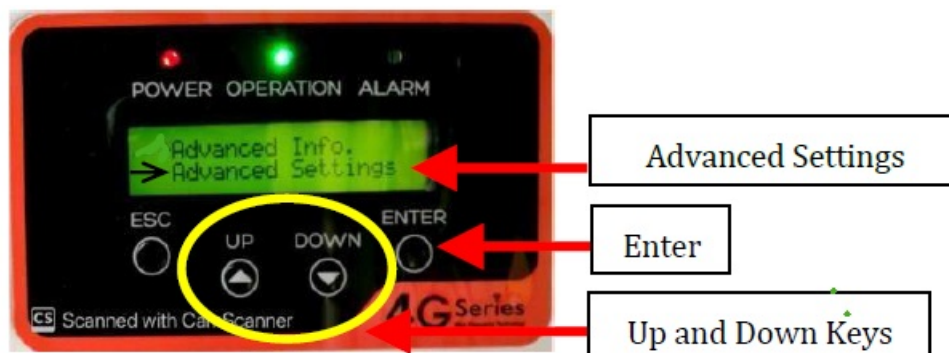


## STEPS FOR SETTING UP EXPORT LIMIT USING A METER


\*Make sure the inverter has a Meter input port.




**STEP 1:** Press Enter on the inverter screen.



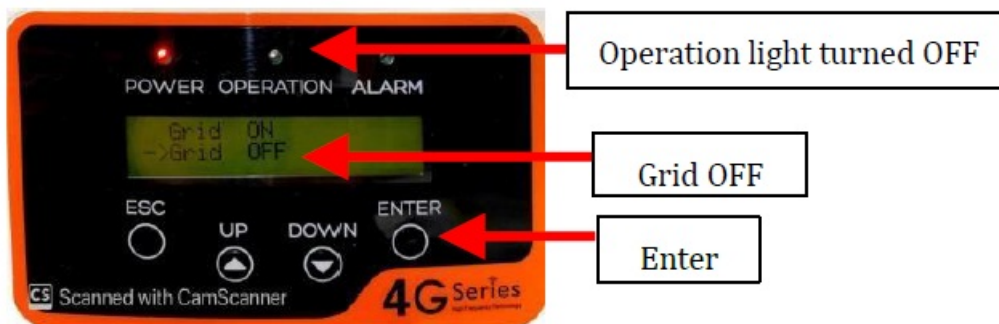
**STEP 2:** Use Up/Down keys to go to advanced settings and press Enter.



**STEP 3:** Press Down key twice and up key once, to type the password as 0010. Then press Enter.



**STEP 4:** Use the up/down keys to scroll to Grid ON/ Grid OFF. Then press Enter.



**STEP 5:** Select the Grid OFF option and press Enter. You will see the operation light turn OFF.



**STEP 6:** Use Up/Down keys to scroll to EPM settings/ Internal EPM/ Export Power Set, whichever is available on your screen. Then press Enter.



**STEP 7:** Go to Soft Hard Limit Set and press Enter.



**Step 8:** Choose Soft Backflow Power and press Enter. Then set the export limit using the Up/Down keys and press Enter to save. For example: 5kw export limit will be +5000 W.

**STEP 9:** Use Up/Down keys to find Mode Select. Press Enter.



It will be OFF at first. Use Up/Down keys to select 'Meter in Grid'. Press Enter to Save and you will see a message on the screen as "DONE!".

**Step 10:** For 1phase inverters only, go to Meter Select, choose 1Ph. Then select appropriate meter model name that you have installed.




**STEP 11:** Now turn the Grid ON in Advanced Settings. (Go to Advanced Settings again by pressing ESC thrice < Set password 0010 < Go to Grid ON/Grid OFF < Select Grid ON < Press Enter).

**STEP 12:** Press ESC to exit to the main screen. The status displayed will be LYMBYEPM, which indicates you have successfully set up the export limit.

**Note** – Do not Turn OFF failsafe alarm. If you have any Failsafe alarm, it indicates issue with export setup and connections. Check the connections and make sure inverter is meter compliant.

## Documents / Resources

	<p><a href="#">ginlong SOLIS Single and Three Phase Meter</a> [pdf] User Manual</p> <p>SOLIS Single and Three Phase Meter, SOLIS Single and Three Phase Meter, Three Phase Meter, Single Meter</p>
-------------------------------------------------------------------------------------	----------------------------------------------------------------------------------------------------------------------------------------------------------------------------------------------------