

GILOBABY

**RT-001 SMART
VOICE CONTROL
ROBOT**



GILOBABY RT-001 SMART VOICE CONTROL ROBOT User Manual

[Home](#) » [Support](#) » **GILOBABY RT-001 SMART VOICE CONTROL ROBOT User Manual** 

Contents

- [1 GILOBABY RT-001 SMART VOICE CONTROL ROBOT](#)
- [2 Installation](#)
- [3 FUNCTIONAL DESCRIPTION](#)
- [4 FUNCTIONS](#)
- [5 About Battery Installation](#)
- [6 FAQs](#)
- [7 Video-GILOBABY RT-001 SMART VOICE CONTROL ROBOT](#)
- [8 References](#)
- [9 Related Posts](#)

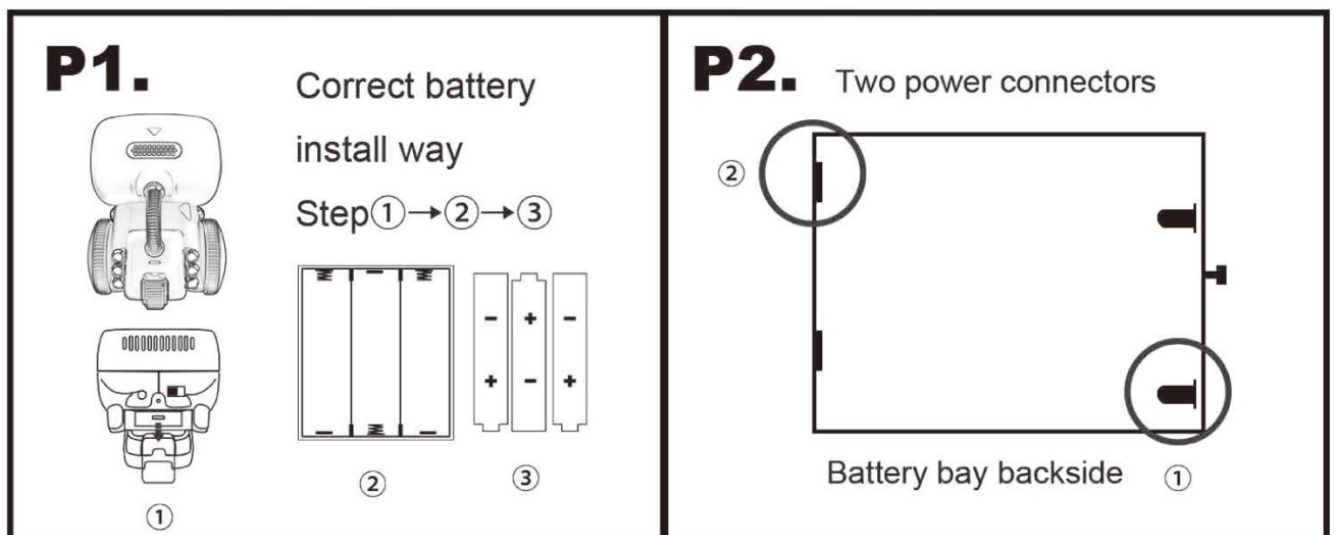
GILOBABY

GILOBABY RT-001 SMART VOICE CONTROL ROBOT



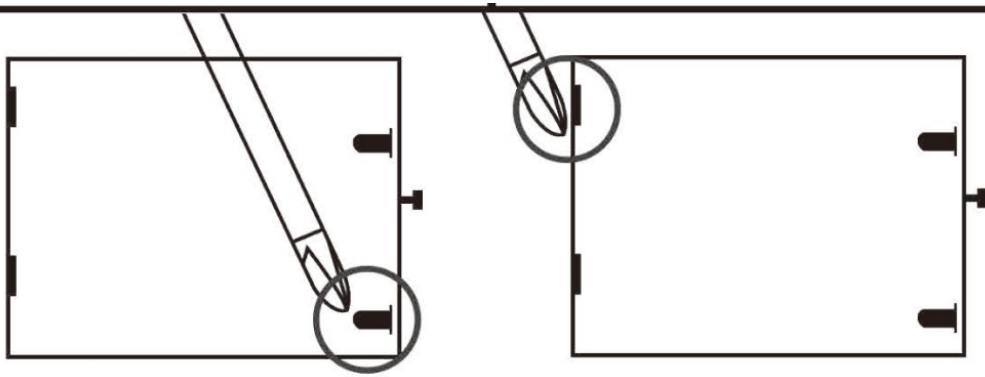
Installation

1. Correct battery install way.



2. Two power connectors
3. If the robot can't work after installing the batteries, please check the battery bay. Make sure all the clips can be connected. If the clip can't be connected, please adjust it to connect to the robot.

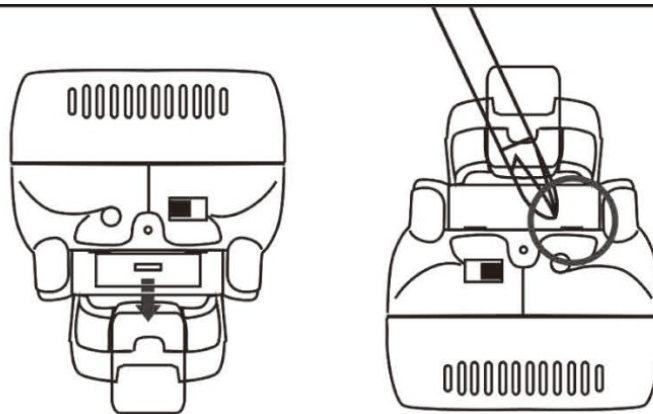
P3.



If the robot can't work after installing the batteries, please check the battery bay. Make sure all the clips can be connected. If the clip can't be connected, please adjust it to connect to the robot.

4. Please make sure that this power connector is in the right position.

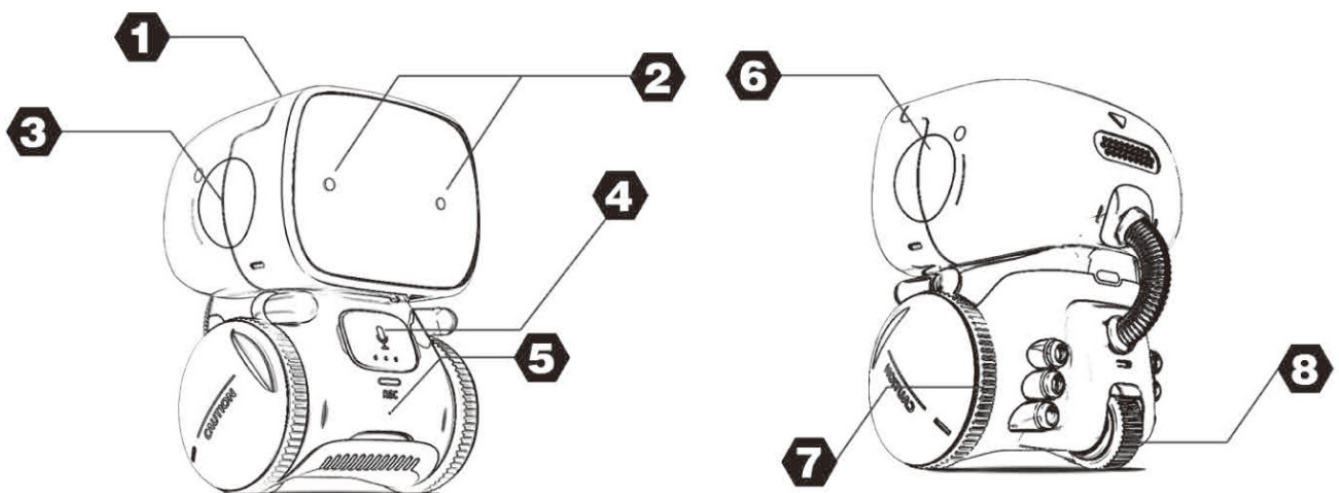
P4.



Please make sure that this power connector is in the right position.

Note: The robot will be powered off if you say “goodbye”, “sleep” to it, you should press the taking recording button in the chest to turn it on again.

FUNCTIONAL DESCRIPTION



1. Touch sense

- **Short press:**

- Robot language, music, and action
- Walk in a circle and sounds
- The robot sounds “biphobia” with “kiss” sounds and go forward

- Laughter sounds with go backward
- Long press to enter the voice repeat mode. If you say one word, it will repeat. Short press to exit.

2. The robot's eye indicator

- Light color changes often when the robot is working.
- When it is in sleeping mode, the light will turn off.

3. Touch sense

- **Short press first**, the robot will speak robot language and walk backward with sound; short press twice, the robot will speak robot language and turn right with sound.
- **Long press**: volume down, 7 volumes in total (usually in volume 5)

4. Voice message button

- When the robot is working, short press the button to stop it; when it is on standby, short press the button to play the recordings, press one time, play one recording; when it is sleeping, short press the button
- Long press the button for 2 seconds to enter the recording mode, you can take an 8-second recording each time, and 3 recordings can be recorded in total.

5. Voice control receiver

- When it is in voice-controlled mode, please speak to the receiver, the best distance is 50cm.
 - When recording, please keep quiet to avoid recording errors.
- Note:** The robot will be powered off if you say "goodbye", or "sleep" to it, you should press the taking recording button in the chest to turn it on again.

6. Touch sense

- **Short press** first, the robot will speak robot language and walk forward with sound; short press twice, the robot will speak robot language and turn left with sound.
- **Long press**: volume increase, 7 volumes in total (usually in volume 5) .

7. Independent steering wheel

8. Follower wheel

How to operate? Please scan this QR code.



FUNCTIONS

Power on: Go forward+power sounds+turn left+ turn right+robot language+backward

-  Hey at



- 01 “A...to...” +shake
- 02 “Here” + go forward +robot sounds
- 03 “Hey guy” + turn left & turn right



Come here



“Yes” + go forward + robot sounds



Go back



“Yes” + backward + robot sounds



Turn left



“Yes” +turn left + robot sounds



Turn right



“Yes” + turn right +robot sounds



I love you



- Robot sounds+go forward + sound as ‘kiss’
- Robot sounds+walk in circle + robot sounds
- Robot sounds+ ‘I love you too’ + ” kiss” sounds



Are you happy



- Robot sounds+laughter sounds
- Robot sounds+song+dance moves
- “mmm.....”+light turn off



Can you dance



“No problem” + random play of one dance music + some dance actions.



Music



“Ok,music” + random play one music



Good-bye



01 “See you” + backward

Soliloquy

- **Nobody01** Robot sounds+forward + turn right
- **Nobody02** Robot sounds +backward + turn left
- **Nobody03** Robot sounds+walk in circle

Play one recording

Sleep

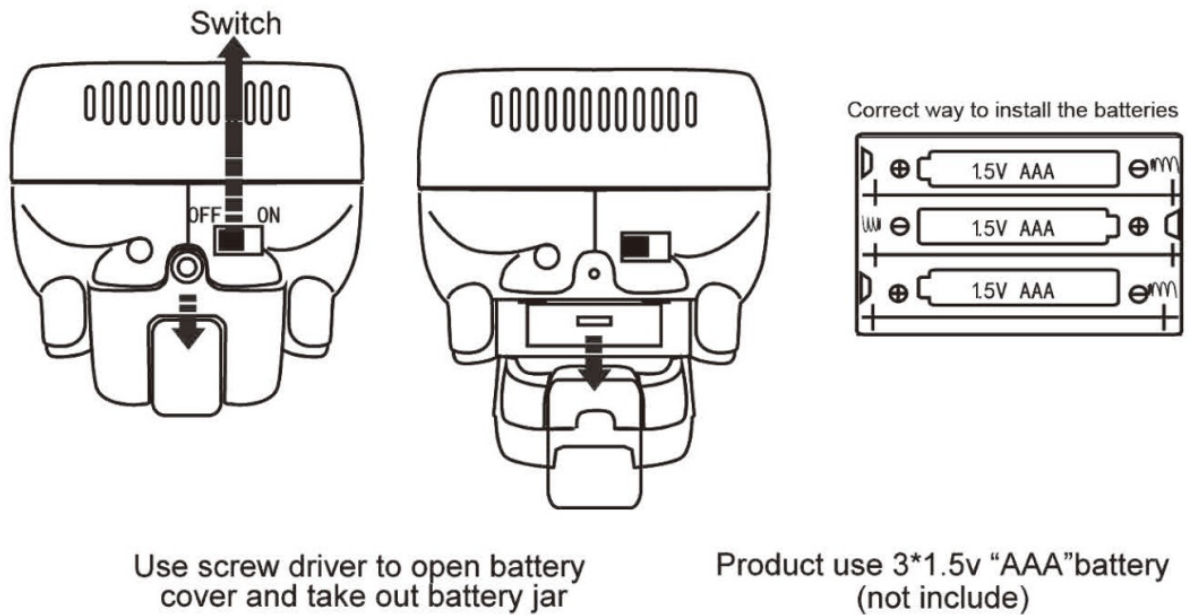
Backward + sleep sounds

Wake up

Forward + wake-up sounds

About Battery Installation

About Battery Installation



Attention:

1. This is a phonetic recognition robot, it might make mistakes if in noisy environment.
2. When in touch sense, please do not touch it twice or three times at the same time to avoid error action. If the robot speaks 'divide for a long time, just touch any touch sense to exit.
3. Power full battery is recommended, which can help you have a better operating experience.
4. After sending one command, please do not send another command until it finishes the first command. If you need to change to another command, please press the taking recording button to exit.
5. When power low, the robot may do some action or play music automatically; please change the battery in time.

Warning

- Not suitable for children under 36 months.
- Choking hazard.
- We recommend that you retain this packing for future reference.

Product maintaining: For products with electronic components please keep away from water and play in a dry environment. Use a dry cloth to wipe from the outside of the robot.

If there is some difference between the product and package, please in kind prevail.

Thank you very much for choosing our products. Your product has been sent with care, we hope you are satisfied with our products and service. If you have any concerns, please don't hesitate to contact us via email:

gilobabytoys@gmail.com, we will do our best to serve you

FAQs

What is the GILOBABY RT-001 AT-Robot Smart Voice Control Robot designed for?

The GILOBABY RT-001 AT-Robot is designed as an interactive toy for kids, combining voice control,

storytelling, music, and educational games to provide entertainment and learning.

How does the GILOBABY RT-001 AT-Robot respond to voice commands?

The GILOBABY RT-001 AT-Robot uses advanced voice recognition technology to respond to over 15 commands like Dance, Move Forward, and Sing.

What age group is suitable for using the GILOBABY RT-001 AT-Robot?

The GILOBABY RT-001 AT-Robot is recommended for children aged 3 years and above, making it ideal for toddlers and young kids.

How long does the GILOBABY RT-001 AT-Robot's battery last on a full charge?

On a full charge, the GILOBABY RT-001 AT-Robot provides up to 5 hours of playtime, depending on usage.

What materials are used to make the GILOBABY RT-001 AT-Robot?

The GILOBABY RT-001 AT-Robot is made of high-quality, non-toxic ABS plastic, ensuring safety and durability for children.

What additional features does the GILOBABY RT-001 AT-Robot offer?

The GILOBABY RT-001 AT-Robot features dancing, LED lights, touch sensors, remote control operation, and educational games to enhance the child's experience.

How is the GILOBABY RT-001 AT-Robot charged?

The GILOBABY RT-001 AT-Robot is charged using the included USB charging cable and takes approximately 2-3 hours to fully charge.


What comes in the box with the GILOBABY RT-001 AT-Robot?

The package includes the GILOBABY RT-001 AT-Robot, a remote control, a USB charging cable, an instruction manual, and stickers for customization.

How portable is the GILOBABY RT-001 AT-Robot?

The GILOBABY RT-001 AT-Robot is lightweight and compact, making it easy to carry and store, perfect for on-the-go fun.

Video-GILOBABY RT-001 SMART VOICE CONTROL ROBOT



[Download this Manual: GILOBABY RT-001 SMART VOICE CONTROL ROBOT User Manual content/uploads/2024/12/GILOBABY-RT-001-SMART-VOICE-CONTROL-ROBOT.mp4](#)

References

- [User Manual](#)

[Manuals+](#), [Privacy Policy](#)

This website is an independent publication and is neither affiliated with nor endorsed by any of the trademark owners. The "Bluetooth®" word mark and logos are registered trademarks owned by Bluetooth SIG, Inc. The "Wi-Fi®" word mark and logos are registered trademarks owned by the Wi-Fi Alliance. Any use of these marks on this website does not imply any affiliation with or endorsement.