



GILL 730182C Fusion F8 Starting Block Instructions

[Home](#) » [GILL](#) » GILL 730182C Fusion F8 Starting Block Instructions 



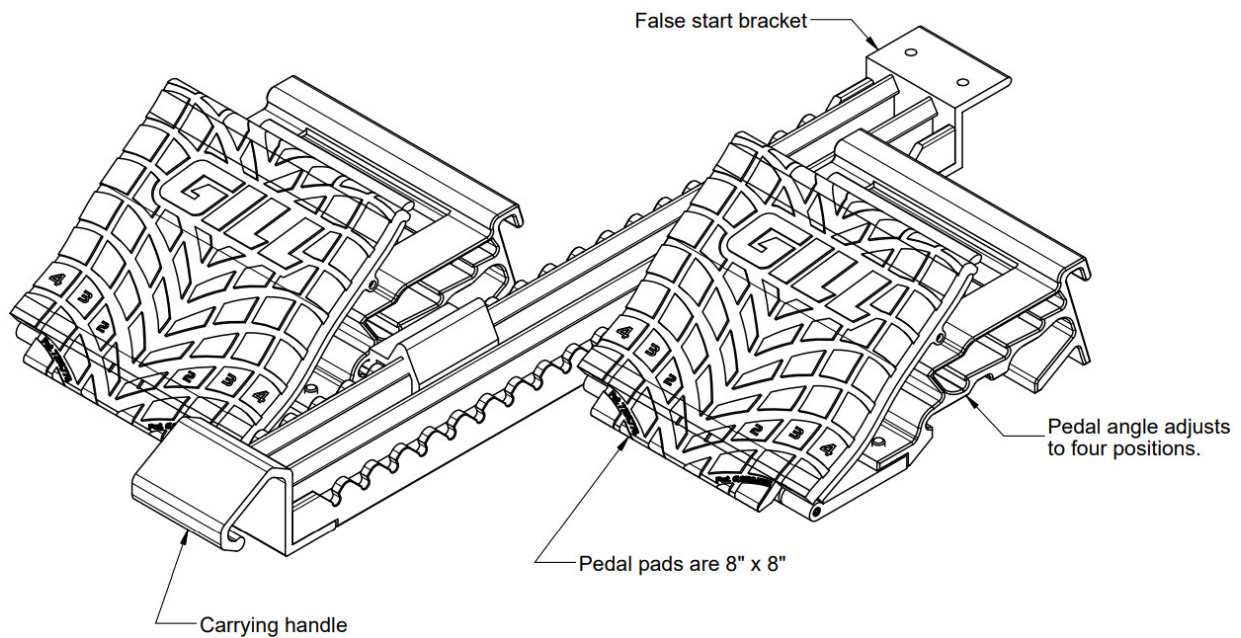
Contents

- [1 730182C Fusion F8 Starting Block](#)
- [2 Replacement Parts](#)
- [3 Documents / Resources](#)

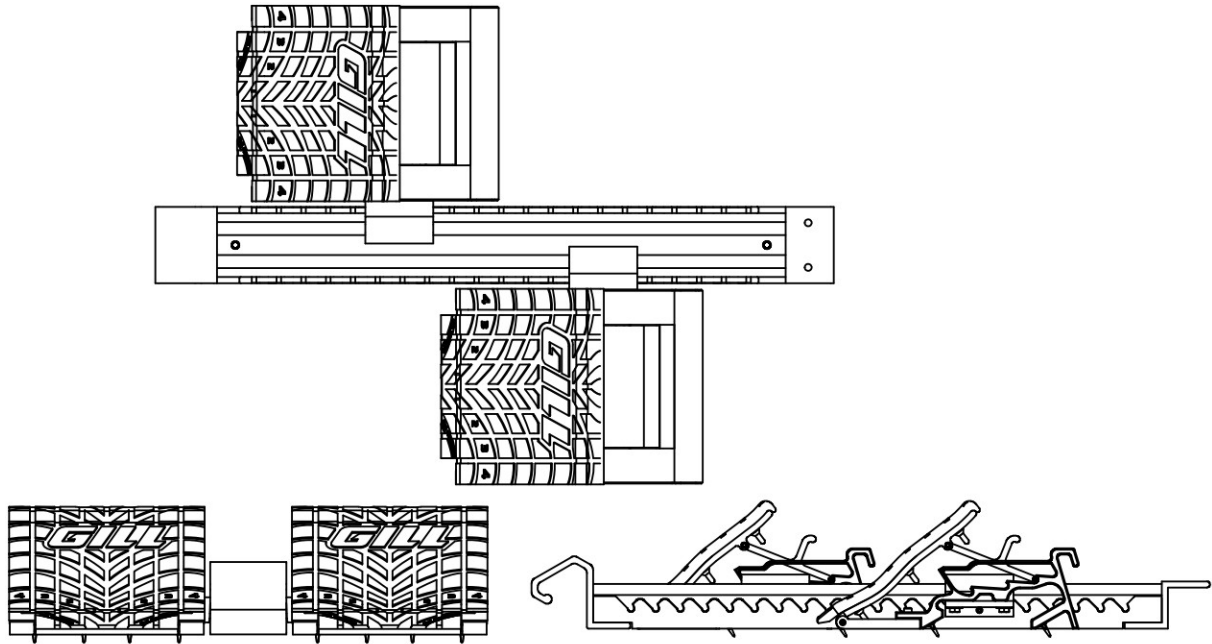
730182C Fusion F8 Starting Block

Pedal pads are available in the following colors:

- Royal Blue
- Red
- Orange
- Black
- Green



Precise and consistent foot placement is ensured using the integrated pedal markings. Pedals are adjustable to 30°, 40°, 50°, and 60° settings. Angled spikes in the base of the pedals guarantee a start with absolutely no slipping. Built in handle allows for easy carriage.



The FUSION starting block is shipped unassembled.
The following tools are needed:

- Needle Nose Pliers
- Spike Wrench
- Allen Key (provided)

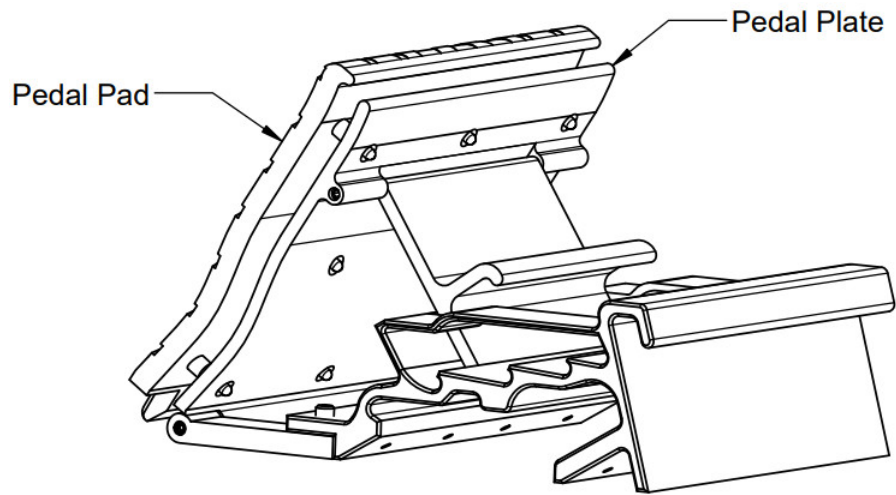
1. Pedal pads

Set the angle of the pedal to the 60 position.

Insert the tabs on the pedal pad into the holes in the pedal plate.

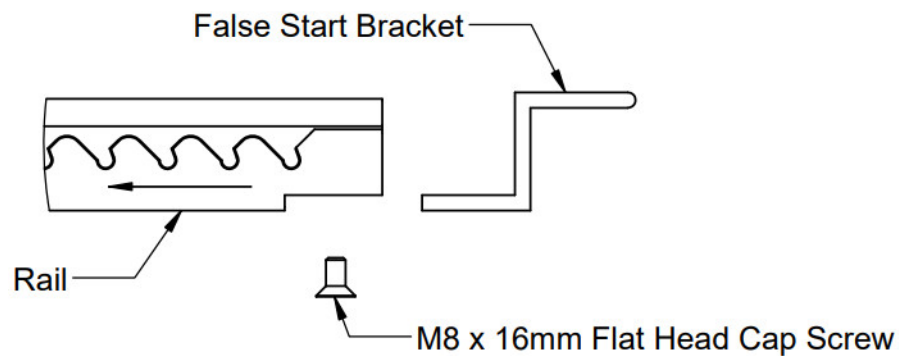
Use one hand to press on the pedal pad. Use the other hand to gently pull the tabs through the holes with needle nose pliers.

Gently wiggle the tab to help it through the hole. Be careful not to pull the tab off of the pedal pad.



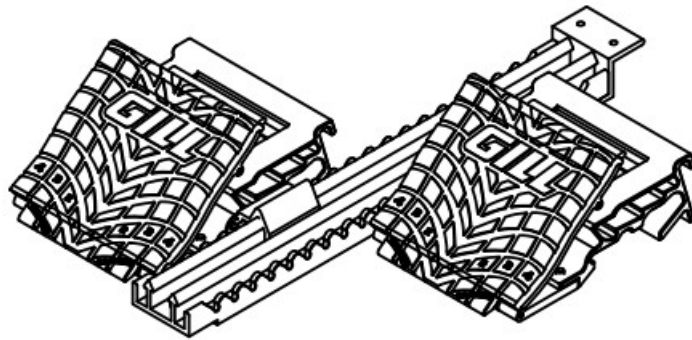
2. False start bracket

Fasten the false start bracket to the back of the rail with the flat head screw provided. Make sure that the “teeth” of the rail are pointing away from the false start bracket.



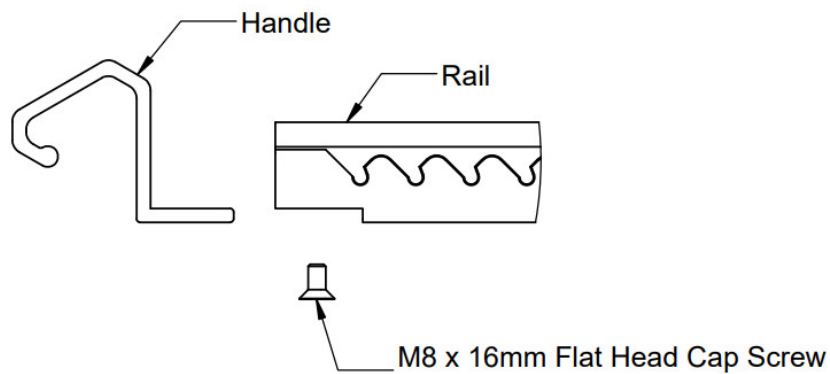
3. Pedals

Slide each pedal onto the rail so that the pedal pad is facing towards the open end of the rail.



4. Handle


Fasten the handle to the front of the rail with the flat head screw provided.



5. Spikes

Flip the starting block over and install the spikes into the bottom of each pedal.

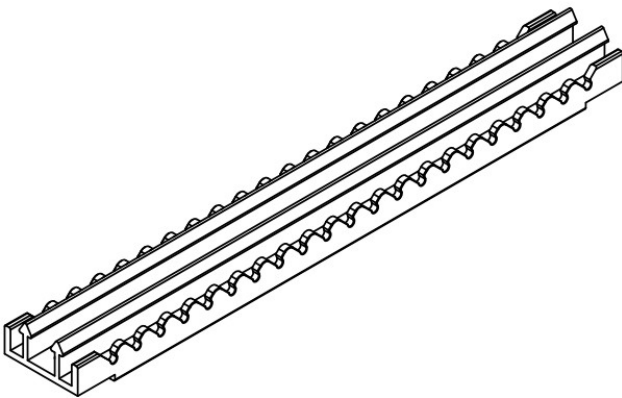
Replacement Parts




7301821C02 – Royal Blue
7301821C03 – Red
7301821C05 – Orange
7301821C12 – Black
7301821C15 – Green



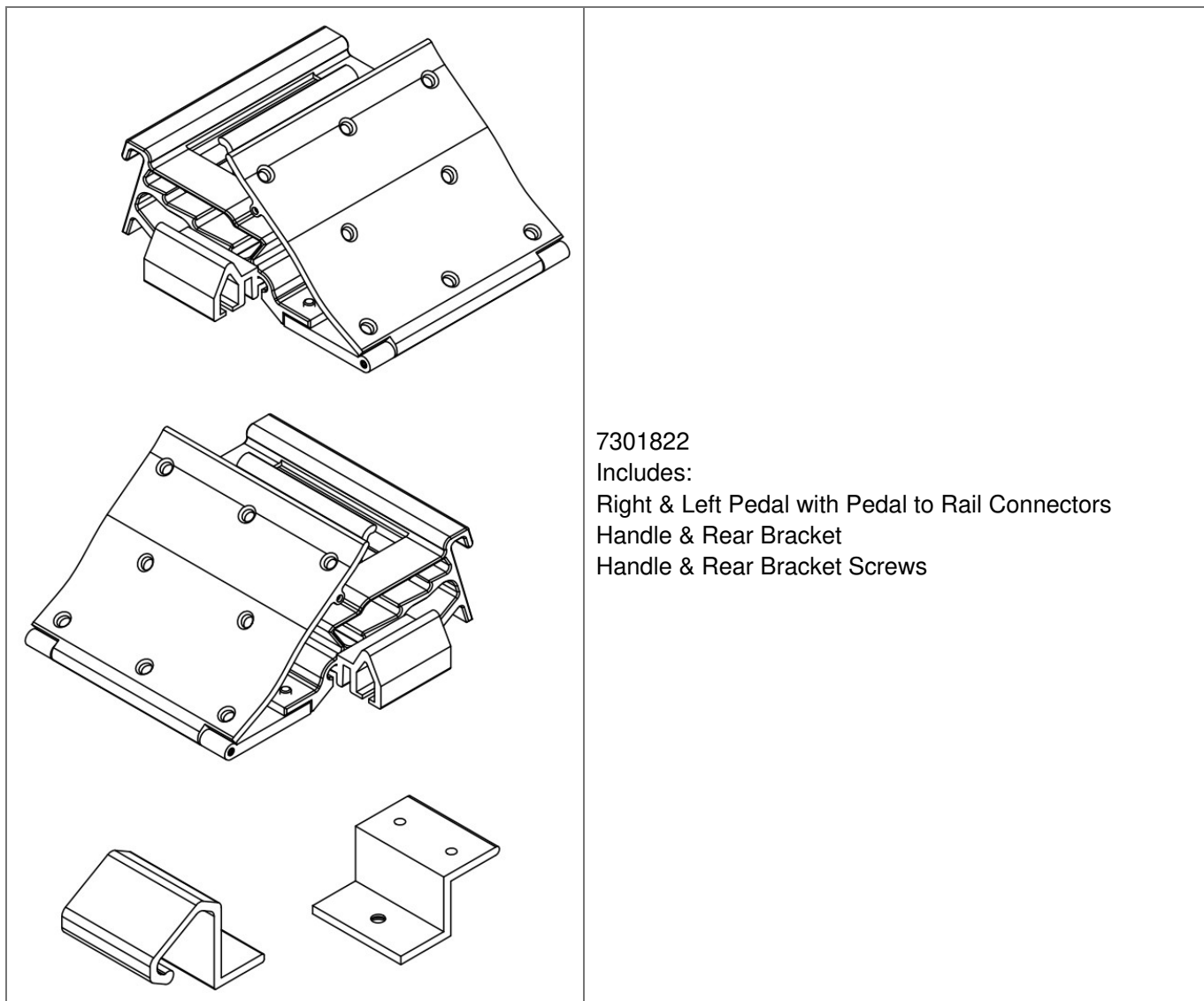
REPL00043
Pedal Set Screws QTY 10



7301813
Rail



73016504
Spike Kit
includes 16 spikes



Copyright ©2021 by Gill Athletics.

All rights reserved.

2/18/2022


inst 730182



www.gillathletics.com

800-637-3090

Documents / Resources



[GILL 730182C Fusion F8 Starting Block](#) [pdf] Instructions

730182C, 730182, 730182C Fusion F8 Starting Block, Fusion F8 Starting Block, F8 Starting Block, Starting Block