



# Genesis Thor300TKL RGB Mechanical Keyboard Installation Guide

[Home](#) » [Genesis](#) » Genesis Thor300TKL RGB Mechanical Keyboard Installation Guide 



Thor300TKL RGB Mechanical Keyboard  
Installation Guide

[www.genesis-zone.com](http://www.genesis-zone.com)

## Contents

- [1 FEATURES](#)
- [2 INSTALLATION](#)
- [3 CHANGE THE BACKLIGHT COLOR](#)
- [4 ARROW FUNCTION CHANGE](#)
- [5 GAME BACKLIGHT MODES](#)
- [6 general](#)
- [7 Documents / Resources](#)
  - [7.1 References](#)
- [8 Related Posts](#)

## FEATURES

- High-quality, durable key switches
- N-Key Rollover
- “Double injection” key caps guarantee lifetime resistance against rubbing off letters
- RGB backlight with the ability to set 25 different modes

## INSTALLATION

Connect your device to the USB port of your computer, it is necessary to wait about 15 seconds for the first connection until the drivers are fully installed. The keyboard includes software that allows you to set up advanced features, if you want to use these features, you need to download and install the software from our website [www.genesis-zone.com](http://www.genesis-zone.com).

Open the installation folder and then double-click the setup.exe. Follow the installation instructions. After a successful installation, the software icon appears on the main bottom panel. Double-clicking the icon opens the settings interface.

## CHANGE THE BACKLIGHT COLOR

Press the [FN + DEL] keys to change backlight color.



## BACKLIGHT BRIGHTNESS

To change the backlight brightness level press keys [FN + arrow Up/Down]

## SPEED OF BACKLIGHT EFFECTS

To change the speed of backlight effects press keys [FN + arrow left/right].

## PACKAGE CONTENT

- Thor 300 TKL RGB mechanical keyboard
- Quick installation guide

## requirements

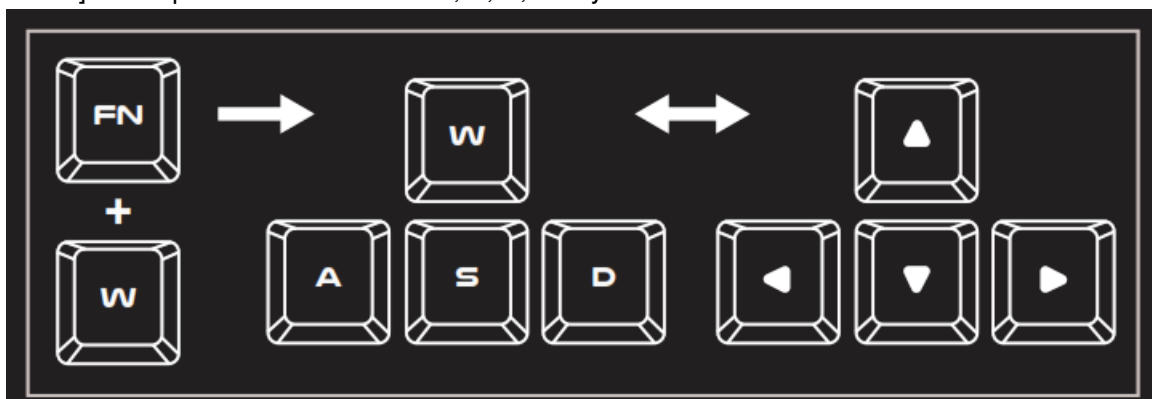
- PC or PC-compatible device with a USB port
- Windows® XP/Vista/7/8/10

## warranty

- 2 years limited manufacturer warranty

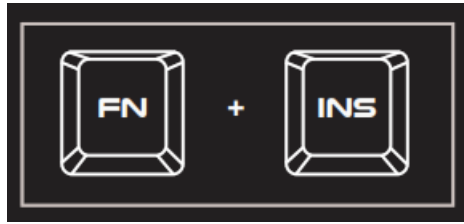
## ARROW FUNCTION CHANGE

Press [FN + W] to swap arrow function with W, A, S, D keys function.



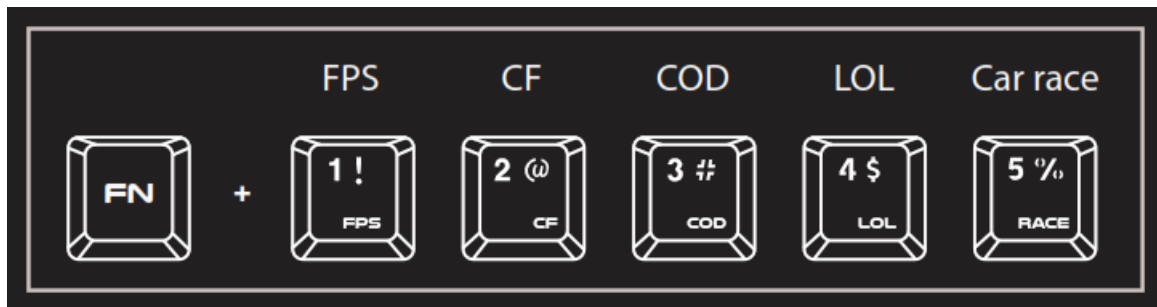
## STANDARD BACKLIGHT MODES

Press the [FN+INS] keys to change between 20 standard backlight modes.



## GAME BACKLIGHT MODES

Press the keys [FN + 1-5] to change between 5 game backlight modes.



## RESTORE FACTORY SETTINGS

All saved settings can be easily restored to default settings by pressing the keys [FN+ESC].

To restore factory settings, hold the keys [FN+ESC] for 5 seconds.

### Safety information Use as directed.

- Non-authorized repairs or taking the device to pieces make the
- warranty void and may cause product damage.
- Avoid hitting or friction with a hard object, otherwise, it will lead to a grinding surface or other hardware damage.
- Do not use the product in low and high temperatures, in strong magnetic fields, and in damp or dusty atmospheres.
- Do not drop, knock, or shake the device. Rough handling can break it.
- Slots and openings in the case are provided for ventilation and should not be obscure. Blocking the vents can cause overheating of the device.

## general

- The safe product conforms to the EU requirements.
- The product is made in accordance with RoHS European standards.
- The WEEE symbol (the crossed-out wheeled bin) using indicates that this product is not home waste. Appropriate waste management aids in avoiding consequences that are harmful to people and the environment and result from dangerous materials used in the device, as well as improper storage and processing. Segregated household waste collection aids recycle materials and components of which the device was made. In order to get detailed

information about recycling this product please contact your retailer or local authority.


**product & support  
information**

**please scan qrcode**

© GENESIS. All rights reserved. GENESIS name and logo, and all related product and service names, design marks and slogans are the trademarks or registered trademarks of GENESIS. All other product and service marks contained herein are the trademarks of their respective owners.



<https://genesis-zone.com/?p=12901>



**TMby**  
ONLINE STORE

<https://tm.by>

**Documents / Resources**



[Genesis Thor300TKL RGB Mechanical Keyboard](#) [pdf] Installation Guide  
Thor300TKL RGB Mechanical Keyboard, Thor300TKL, RGB Mechanical Keyboard, Mechanical Keyboard, Keyboard

## References

- [Genesis | Complete solutions for gamers - mice, keyboards, headphones and other devices](#)