



[Home](#) » [Generic](#) » **Generic TRUSTSTONE Oasis 4 In 1 Gravity Defying Humidifier Speaker User Manual** 

Contents [[hide](#)]

- [1 Generic TRUSTSTONE Oasis 4 In 1 Gravity Defying Humidifier Speaker User Manual](#)
- [2 BEFORE USE:](#)
- [3 IMPORTANT NOTES](#)
- [4 OPERATING INSTRUCTIONS](#)
- [5 PRODUCT SPECIFICATIONS](#)
- [6 OPERATING INSTRUCTIONS](#)
- [7 CONTENTS](#)
- [8 TROUBLESHOOTING GUIDE](#)
- [9 FCC WARNING STATEMENT](#)
- [10 Documents / Resources](#)
 - [10.1 References](#)

Generic TRUSTSTONE Oasis 4 In 1 Gravity Defying Humidifier Speaker User Manual



BEFORE USE:

- Please use only pure water.
- Avoid using alcohol, essential oils, perfumes, or similar substances.
- **Note:** When connecting to a power source, ensure you use a 2A charging adapter.

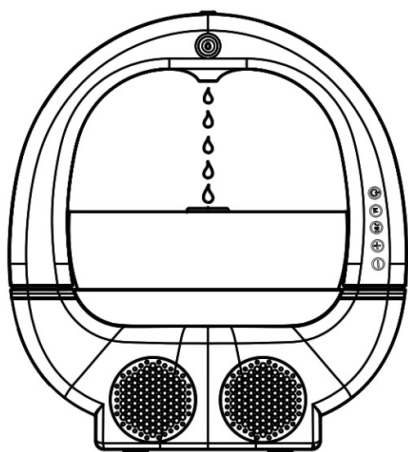
IMPORTANT NOTES

- **Product Testing:** To ensure the product's quality, it undergoes a real water test before leaving the factory. Therefore, it's normal to find a small amount of water droplets inside the product when you receive it.

Water Droplet Variations: The shape and spacing of water droplets may vary from unit to unit. It's normal for each product to produce different water droplets.

- **Startup Delay:** When turning on the device, there may be a 30 to 60-second delay before water droplets begin to form. This is due to air needing to escape from the water pipe. Please be patient and wait for the droplets to appear.
- **Using with Fish:** If using the product with fish, change the water frequently and monitor the water level carefully.

OPERATING INSTRUCTIONS



Activate Humidifier Mode: After turning on the power Press and hold the button turn on the anti-gravity humidifier.

Tap to switch modes

Long press to enter exhaust mode



Turn On Stereo: Press and hold to power on the stereo.

Bluetooth Pairing Name: WONDERLIT, open the phone

Bluetooth, search WONDERLIT, click link Bluetooth.



Press the switch light and switch the light color

Turn On Bluetooth Light: Press and hold to turn on the Bluetooth mode light.

Switch Lighting Modes: Tap to change light settings and switch breathing lights.



Play/Pause/Refuse to answer phone calls: Short press to Play/Pause, Short press to Refuse to answer phone calls.



Previous Track: Short press to go to the previous track. Increase Volume: Long press to raise the volume.



Next Track: Short press to skip to the next track. Decrease Volume: Long press to lower the volume.

Color: White

Material: ABS+PC Environmentally Friendly

Fog Output: 10-15ml/h

Battery Capacity: 1800mAh

Speaker Playback Time: 3-4 hours

PRODUCT SPECIFICATIONS

Tank Capacity: 700ml

Dimensions: 9.17 * 6.3 * 9.88

Rated Power: 5W

Rated Voltage: 5V

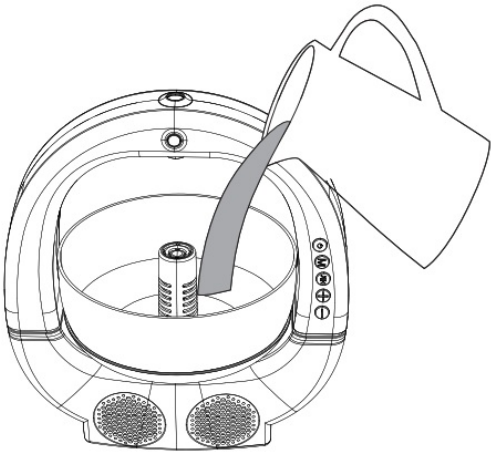
Power Supply: 5V 2A

Speaker: 4210W

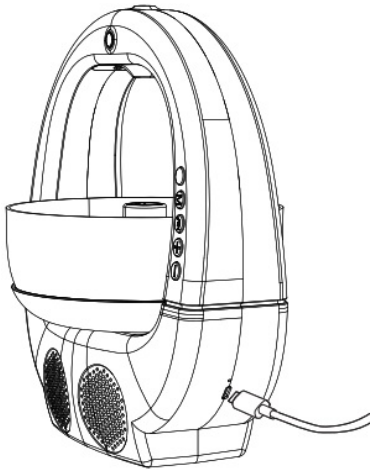
Speaker Charging Time: 1-2 hours

OPERATING INSTRUCTIONS

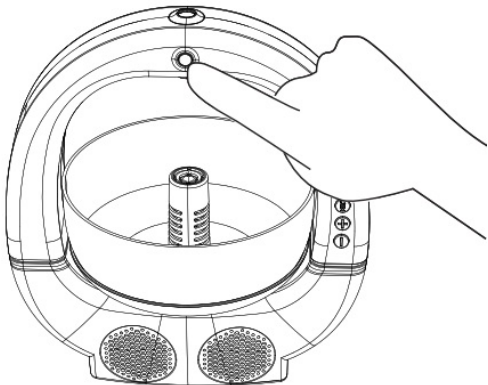
1. Fill the water tank with pure water, keeping the water temperature below 40°C.



2. Connect a 2A adapter to power on the device.



3. Power the device on hold the button to turn on the anti-gravity humidifier.



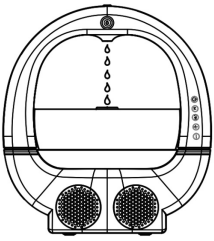
Note: Make sure the water tank is filled adequately before use.

Do not add alcohol or perfume to the water tank.

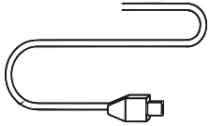
Use a charging adapter with a power rating of at least 2A.

CONTENTS

- Oasis 1x



- Power cord 1x



- User Manual 1x



TROUBLESHOOTING GUIDE

PROBLEM	CAUSE	SOLUTION
Device won't turn on.	Incorrect power adapter	Replace with a 5V-2A charging adapter and try again.
No mist is produced	The atomizer may be dirty or blocked.	Use a cotton swab to remove dirt
Irregular Droplets	not enough water in tank	Inject clean water to water level
	deiced start, water pump emptying	Replace the 5V-2A charging head and turn it on again
	Wrong power adapter	Replace the 5V-2A charging head and turn it on again
Indicator light is o	Poor connection	Replace the 5V-2A charging head

ff.	The power cord is not properly connected	Reconnect the power supply or replace the 5V-2A charging head
Button not moving	Key jam	Replace the 5V-2A charging head
Key failure	Poor motherboard contact	Replace the 5V-2A charging head

FCC WARNING STATEMENT

Changes or modifications not expressly approved by the party responsible for compliance could void the user's authority to operate the equipment. This equipment has been tested and found to comply with the limits for a Class B digital device, pursuant to Part 15 of the FCC Rules. These limits are designed to provide reasonable protection against harmful interference in a residential installation. This equipment generates uses and can radiate radio frequency energy and, if not installed and used in accordance with the instructions, may cause harmful interference to radiocommunications. However, there is no guarantee that interference will not occur in a particular installation. If this equipment does cause harmful interference to radio or television reception, which can be determined by turning the equipment off and on, the user is encouraged to try to correct the interference by one or more of the following measures:

- Reorient or relocate the receiving antenna.
- Increase the separation between the equipment and receiver.
- Connect the equipment into an outlet on a circuit different from that to which the receiver is connected.
- Consult the dealer or an experienced radio/TV technician for help.


This device complies with part 15 of the FCC Rules. Operation is subject to the following two conditions:

1. This device may not cause harmful interference.
2. this device must accept any interference received, including interference that may cause undesired operation.

RF Exposure Statement

To maintain compliance with FCC’s RF Exposure guidelines, This equipment should be installed and operated with minimum distance of 20cm the radiator your body. This device and its antenna(s) must not be co-located or operation in conjunction with any other antenna or transmitter.

Documents / Resources

	Generic TRUSTSTONE Oasis 4 In 1 Gravity Defying Humidifier Speaker [pdf] User Manual TS4686-PO683, - -10.9.WL-AGHUMSPL-WHT_MANUAL_OL 1, TRUSTSTONE Oasis 4 In 1 Gravity Defying Humidifier Speaker, TRUSTSTONE Oasis, 4 In 1 Gravity Defying Humidifier Speaker, Gravity Defying Humidifier Speaker, Defying Humidifier Speaker, Humidifier Speaker, Speaker
---	---

References

- [User Manual](#)

Generic
- -10.9.WL-AGHUMSPL-WHT_MANUAL_OL 1, 4 In 1 Gravity Defying Humidifier Speaker, Defying Humidifier Speaker, Generic, Gravity Defying Humidifier Speaker, Humidifier Speaker, speaker, TRUSTSTONE Oasis, TRUSTSTONE Oasis 4 In 1 Gravity Defying Humidifier Speaker, TS4686-PO683

Leave a comment

Your email address will not be published. Required fields are marked *

Comment *

Name

Email

Website

☐ Save my name, email, and website in this browser for the next time I comment.

Post Comment

Search:

e.g. whirlpool wrf535swhz

Search

[Manuals+](#) | [Upload](#) | [Deep Search](#) | [Privacy Policy](#) | [@manuals.plus](#) | [YouTube](#)

This website is an independent publication and is neither affiliated with nor endorsed by any of the trademark owners. The "Bluetooth®" word mark and logos are registered trademarks owned by Bluetooth SIG, Inc. The "Wi-Fi®" word mark and logos are registered trademarks owned by the Wi-Fi Alliance. Any use of these marks on this website does not imply any affiliation with or endorsement.