


Generic PA-3396718 Square Flush Button



Generic PA-3396718 Square Flush Button Instruction Manual


[Home](#) » [Generic](#) » Generic PA-3396718 Square Flush Button Instruction Manual 

Contents

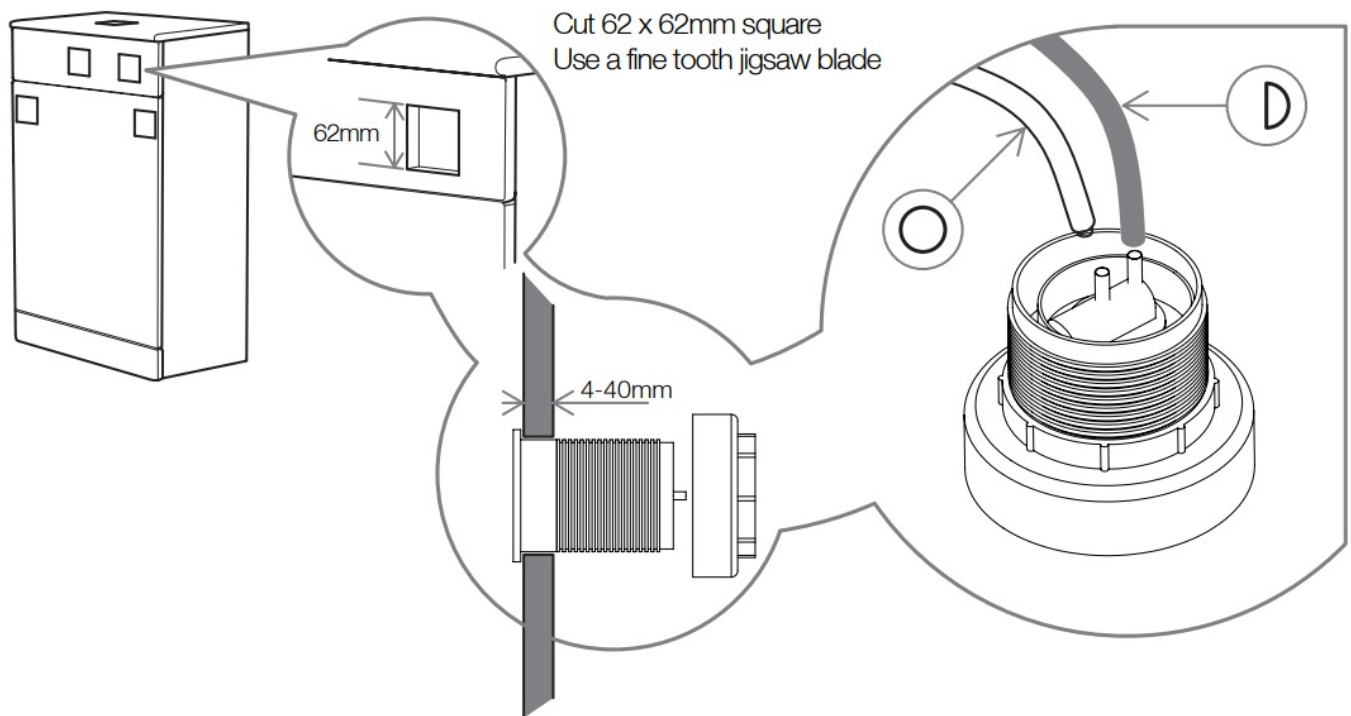
- [1 Generic PA-3396718 Square Flush Button](#)
- [2 Installation Instruction](#)
- [3 Documents / Resources](#)
 - [3.1 References](#)



Generic PA-3396718 Square Flush Button

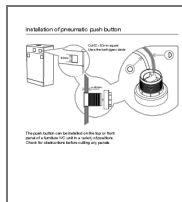


Installation Instruction



The push button can be installed on the top or front panel of a furniture WC unit in a variety of positions. Check for obstructions before cutting any panels.

Documents / Resources



[Generic PA-3396718 Square Flush Button](#) [pdf] Instruction Manual
PA-3396718 Square Flush Button, Square Flush Button, Flush Button, Button

References

- [User Manual](#)

[Manuals+.](#) [Privacy Policy](#)

This website is an independent publication and is neither affiliated with nor endorsed by any of the trademark owners. The "Bluetooth®" word mark and logos are registered trademarks owned by Bluetooth SIG, Inc. The "Wi-Fi®" word mark and logos are registered trademarks owned by the Wi-Fi Alliance. Any use of these marks on this website does not imply any affiliation with or endorsement.