



genaray RGB-Series Light App User Guide

[Home](#) » [genaray](#) » genaray RGB-Series Light App User Guide 

Contents

- 1 [genaray RGB-Series Light App](#)
- 2 [Product Information](#)
- 3 [Product Usage Instructions](#)
- 4 [INITIAL SETUP](#)
- 5 [HOME SCREEN](#)
- 6 [NAVIGATION](#)
- 7 [OPERATING MODES](#)
- 8 [COLOR PICKER](#)
- 9 [Documents / Resources](#)
 - 9.1 [References](#)



genaray RGB-Series Light App



Product Information

The Genaray RGB-Series Lights are a versatile lighting solution that can be controlled using the RGB App. This app utilizes Bluetooth technology to control up to 99 Genaray RGB-series lights simultaneously from a distance of up to 33 feet. With the RGB app, you can access a wider range of operating modes and customizable parameters, enhancing the capabilities of the Genaray RGB-series lights.

Product Usage Instructions

1. Initial Setup

1. Make sure your Genaray RGB-series lights are assigned to the same group number as the app.

2. Home Screen

- Dimmer: Adjust the brightness levels globally or for individual lights in the same group.
- CCT 3200K-5600K: Set the color temperature (CCT) within the range of 3200K to 5600K globally or for individual lights in the same group.
- CCT 2800K-8000K: Set the color temperature (CCT) within the range of 2800K to 8000K globally or for individual lights in the same group.
- Color Picker: Select a specific color by adjusting the hue and saturation from 0% to 100%.
- HSI: Control the hue, saturation level, and intensity of each light individually or all lights in the same group using sliders.
- Gels: Choose from 48 different color gels to apply globally or for individual lights in the same group.
- Effects: Access various lighting effects that can be applied to the lights in the same group.
- Pixel: Designed specifically for Genaray PX-series RGB Pixel Tube Lights. Select from 7 animated lighting effects and customize their parameters using sliders and buttons.
- About: Provides information about the RGB Series App.

3. Navigation

- Set light/group number: Adjust the group number setting for all operating modes. Note that changing the group number in one mode affects all other modes.

4. Operating Modes

- Dimmer: Set the brightness levels globally or for individual lights in the same group.
- CCT: Set the color temperature and brightness globally or for individual lights in the same group.
- Color Picker: Select a specific color by adjusting the hue and saturation from 0% to 100%.
- HSI: Control the hue, saturation level, and intensity of each light individually or all lights in the same group using sliders.
- Gels: Choose from 48 different color gels to apply globally or for individual lights in the same group.
- Effects: Access various lighting effects that can be applied to the lights in the same group.
- Pixel: Designed specifically for Genaray PX-series RGB Pixel Tube Lights. Select from 7 animated lighting effects and customize their parameters using sliders and buttons.

THANK YOU FOR CHOOSING GENARAY

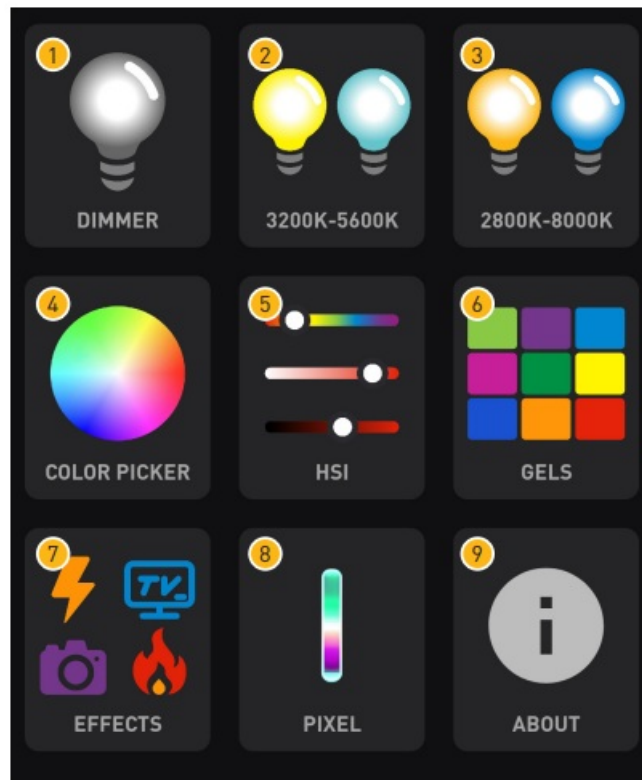
This app uses your device's Bluetooth to simultaneously control up to 99 Genaray RGB-series lights from up to 33 feet away. The RGB app expands the capabilities of Genaray's RGB-series lights with a wider range of operating modes and editable parameters.

INITIAL SETUP

- Make sure your device's Bluetooth settings are turned on.
- All lights that will be controlled via the app must have Master selected in the Master/Slave (M/S) menu on their control panels.

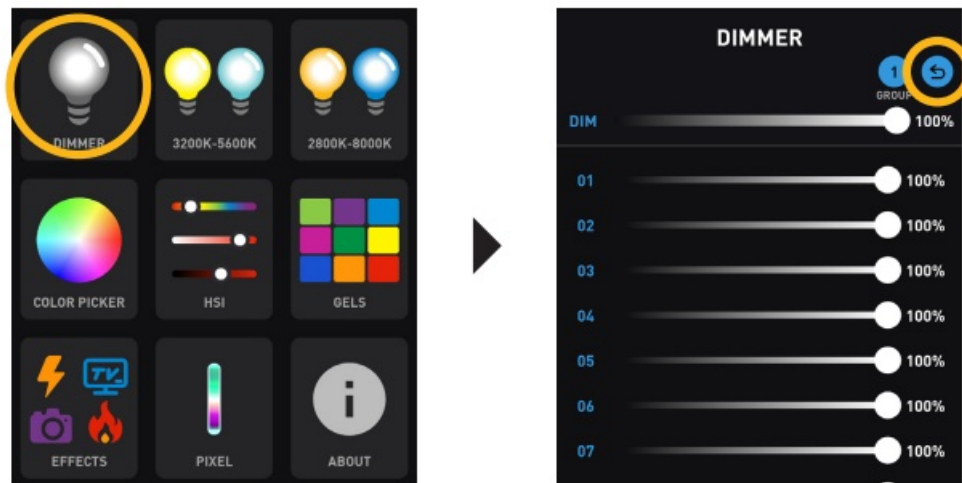
- Refer to your RGB-series light's user manual to select group and light numbers.
- Open the RGB app. The lights will automatically respond to your device when they're assigned to the same group number as the app.

HOME SCREEN

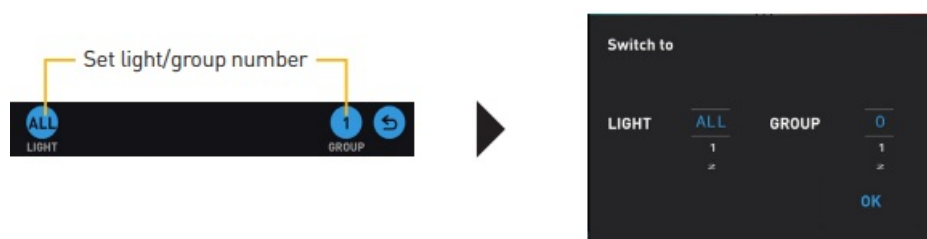


1. Dimmer
2. CCT 3200K-5600K
3. CCT 2800K-8000K
4. Color Picker
5. HSI
6. Gels
7. Effects
8. Pixel
9. About

NAVIGATION




- Activate a mode by tapping on the icon on the home screen.
- Return to the home screen by tapping the return icon .



Note: Setting the group number in one operating mode changes the group number setting for all other modes.

- Each operating mode described below gives you the option of controlling individual lights by selecting their light number, or controlling all the lights assigned to the same group.


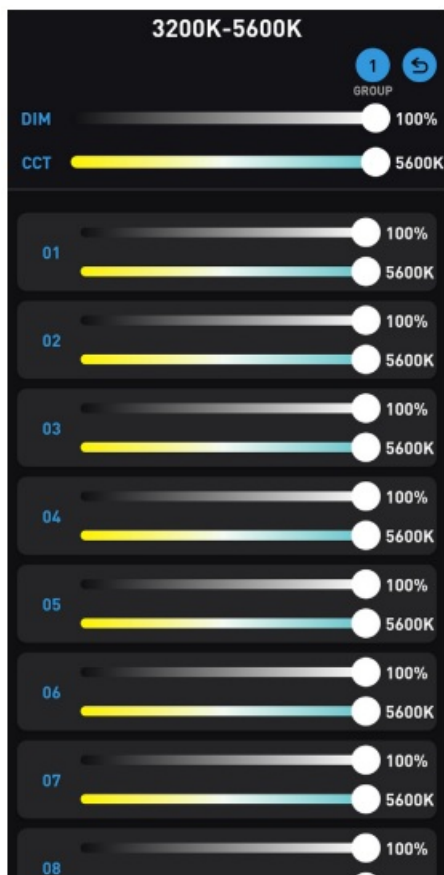


OPERATING MODES



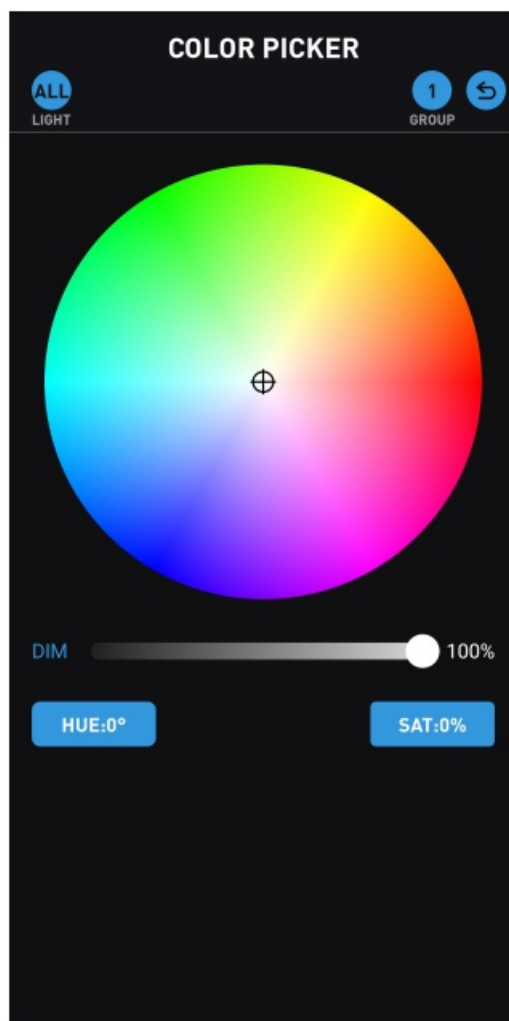
DIMMER

Set brightness levels globally or for individual lights that are set to the same group.



CCT 3200K–5600K/2800K-8000K

Sets the color temperature and brightness globally or for individual lights that are set to the same group.



COLOR PICKER

Select color globally or for individual lights set to the same group.

- Touch and move the cursor to manually select a color. Use the Intensity slider to control the brightness.
- Use the Hue control to enter the precise hue from 0° to 360°. Manually set the saturation from 0% to 100%.



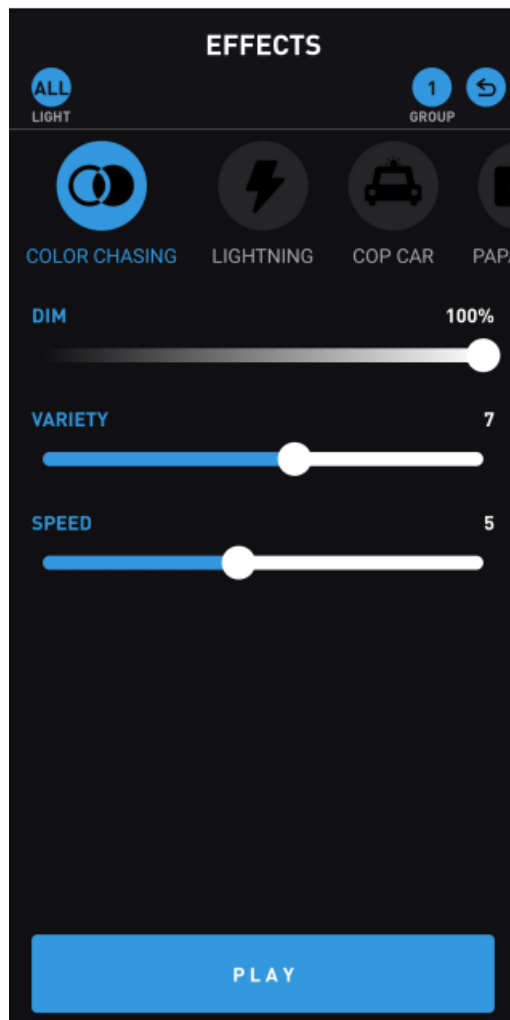
HSI

Displays three sliders that let you individually set the hue, saturation level, and intensity of each light, or all lights set to the same group.



GELS

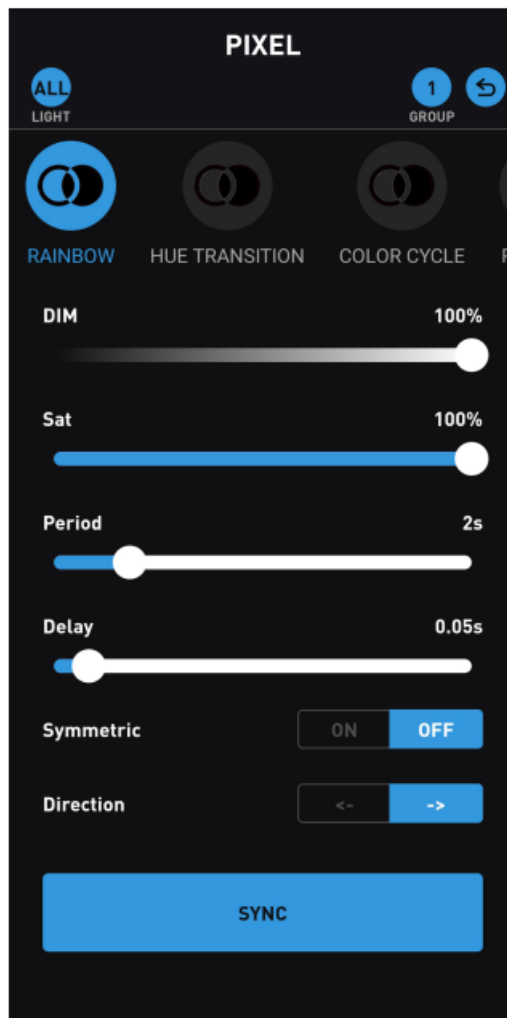
Select one of 48 color gels globally or for individual lights set to the same group.



EFFECTS

Select one of 10 animated lighting effects by tapping on its icon. Each effect's parameters can be edited via the sliders and buttons that are displayed with each effect.

- Tap Play to begin playing the effect. Tap Stop to pause the effect.
- Effects can be applied to individually numbered lights or for all lights set to the same group.




PIXEL

Designed for the Genaray PX-series RGB Pixel Tube Lights.

Select one of 7 animated lighting effects by tapping on its icon. Each effect's parameters can be edited via the sliders and buttons that are displayed with each effect.

- Select a pixel effect, edit any parameter, or tap the Sync button to begin playing pixel mode. The light(s) will instantly display the changed parameters or pixel effects.
- Effects can be applied to individually numbered lights or for all lights set to the same group.
- Pixel mode will continue to play until you exit Pixel mode and select a different operating mode.
- Sync button: When playing a pixel effect, synchronize multiple tubes by tapping the Sync button, and wait 5 seconds. If the pixel tubes aren't completely synced, tap the Sync button a second time.
- Black Out button: Puts to sleep all lights that are set to the same group number as the app.
- Light Up button: Wakes up the lights and restores them to their previous settings.

<div><div>RGB App for Genaray RGB-Series Lights</div><div>THANK YOU FOR CHOOSING GENARAY</div><div><p>This app uses your device's Bluetooth to simultaneously control up to 11 Genaray RGB series lights from up to 33 feet away. The RGB app expands the capabilities of Genaray's RGB series lights with a wider range of operating modes and adjustable parameters.</p><div><div>INITIAL SETUP</div><div><p>When you first turn on the RGB app, you will see a screen that says "Initial Setup". This screen will guide you through the initial setup process. You will be prompted to select a language, connect to a Bluetooth device, and create a new profile. Once you have completed the initial setup, you will be able to use the app to control your RGB series lights.</p></div></div></div></div>	<div><div>genaray RGB-Series Light App [pdf] User Guide</div><div>RGB-Series Light App, RGB-Series, Light App, App, App RGB-Series</div></div>
--	---

References

- [User Manual](#)