



## GemRed HT-001 Digital Tape Measure User Guide

[Home](#) » [GemRed](#) » GemRed HT-001 Digital Tape Measure User Guide 

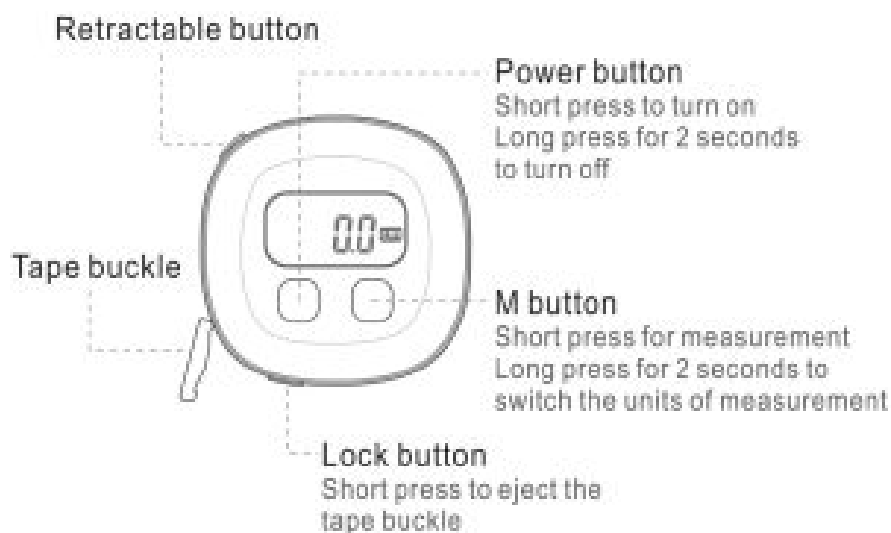
### GemRed HT-001 Digital Tape Measure User Guide



#### Contents

- [1 Introduction of Buttons](#)
- [2 How to Use](#)
- [3 Technical Specification](#)
- [4 Trouble Shooting](#)
- [5 Warranty \(1-year Period\)](#)
- [6 Documents / Resources](#)
- [7 Related Posts](#)

### Introduction of Buttons



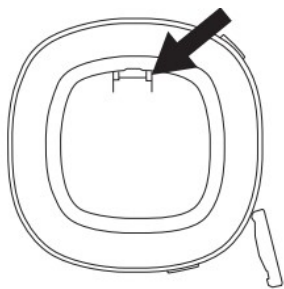
## How to Use

### Step 1. Download the app

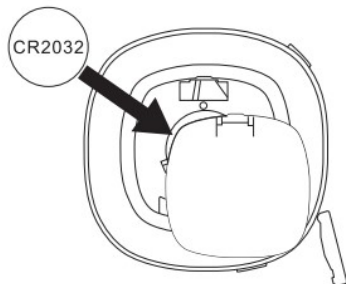
Search and download the “Ejeray Health”App onto your smartphone.  
Search the”Ejeray Health” App in the Apple App Store or Google Play Store.



### Step 2. Install the Battery



Open the battery cover. Insert the battery and make sure the positive pole face up.



Connect the securely by aiming at Snap-Fit Joint . Then close the battery cover.

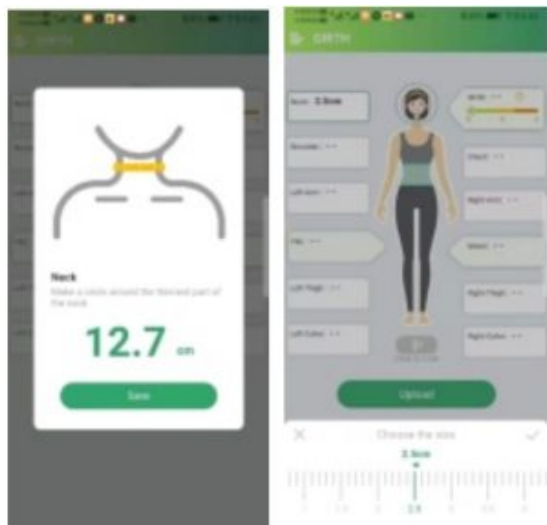
### Step 3. Connect the app



Short press" press"  "button, turn it on. If the Bluetooth Icon flashing continuously, it means that the Bluetooth is not connected.

1. Turn on the Bluetooth, and open the App.
2. Pull out the tape and it will be connected to app automatically. 3.The Bluetooth Icon will be bright after the connection is successful.

#### Step 4. Take a Measurement



1. Short press the Tape's "M"Button and pull the Tape Buckle to start measuring, or click any"body part "on the App and then pull the Tape Buckle to measure.
2. Click "Upload"to record the data after measurement.

#### Step 5. Track Measuring Results



Check measuring results in the TREND part, and build your own workout diary.

### Technical Specification

Unit	cm/in
Accuracy	2%
Resolution	1mm
Measuring Range	1500mm
Working Temperature	-0°C —50°C .85% CR2032 (32°F-122°F)
Working Humidity	85%
Battery	CR2032

### Trouble Shooting

Problem	Possible Cause	Solution
No display or ambiguous	Lower voltage, no battery or incorrect installation of battery	Reinstall battery or replace battery
Erratic display	Casual misfunction caused by high vibration or strongly swinging	Zero setting
Number skip or frozen display	Internal error	Remove battery wait 1 minute and replace

## Warranty (1-year Period)

Customer Service:

We have a customer service team that guarantees hassle-free solutions to any issue you might within 24 business hours.



[sales@ejeray.com](mailto:sales@ejeray.com)




Http://[www.ejeray.com](http://www.ejeray.com)



@MINE-Facebook

## Documents / Resources

	<p><a href="#">GemRed HT-001 Digital Tape Measure</a> [pdf] User Guide 84114, 2AGE3-84114, 2AGE384114, HT-001 Digital Tape Measure, Digital Tape Measure, Tape Measure, Measure</p>
---	---