



# gemini MPA-3600 Portable Rechargeable Bluetooth Speaker User Manual

[Home](#) » [gemini](#) » gemini MPA-3600 Portable Rechargeable Bluetooth Speaker User Manual 

*gemini MPA-3600 Portable Rechargeable  
Bluetooth Speaker User Manual*



Empower Your Sound.



**MPA-3600**  
**PORTABLE RECHARGEABLE BLUETOOTH PA SYSTEM**

**Contents**

- [1 What's Included](#)
- [2 FEATURE](#)
- [3 Product Overview](#)
- [4 INTRODUCTION](#)
- [5 PRECAUTIONS](#)
- [6 FCC Compliance Statement](#)
- [7 LEGALITY & SAFETY](#)
- [8 Documents / Resources](#)
  - [8.1 References](#)
- [9 Related Posts](#)

**What's Included**

Please ensure that you find these accessories included with your PORTABLE RECHARGEABLE BLUETOOTH PA SYSTEM:

- (1) MPA-3600
- (1) XLR Microphone
- (1) Power Cable



## FEATURE

High Quality 8-inch Bass Woofer, 3-inch High Frequency Tweeter Efficient Clean Class D Amp Pumping Out 160 Watt of total Power All In One Portable Pa System, Perfect For Musicians Performing Outdoors, Backyard Parties, Or Any Outdoor Gigs Battery Life: Up To 30 Hours Continuous Use  
Vibrant speaker lights With Full Control Bluetooth Streaming USB Device Charge 1/8" Auxiliary Input  
Two / XLR Mic/line/instrument Inputs With Individual Volume Controls Bass And Treble For Precise Audio Adjustments For Audio Tuning BT/AUX Volume Control Master Volume Control Outputs: 1/8" Aux Output 12V 5A  
SLA 115V/240V AC IN

## MICROPHONE

Microphone input for the included Wired microphone

## CUSTOMIZABLE SOUND

Bass and Treble controls


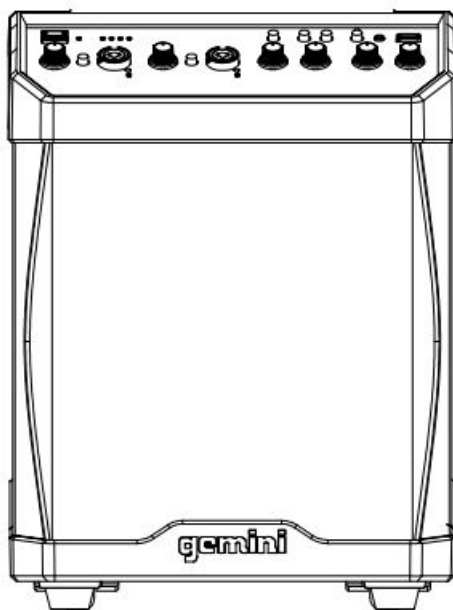
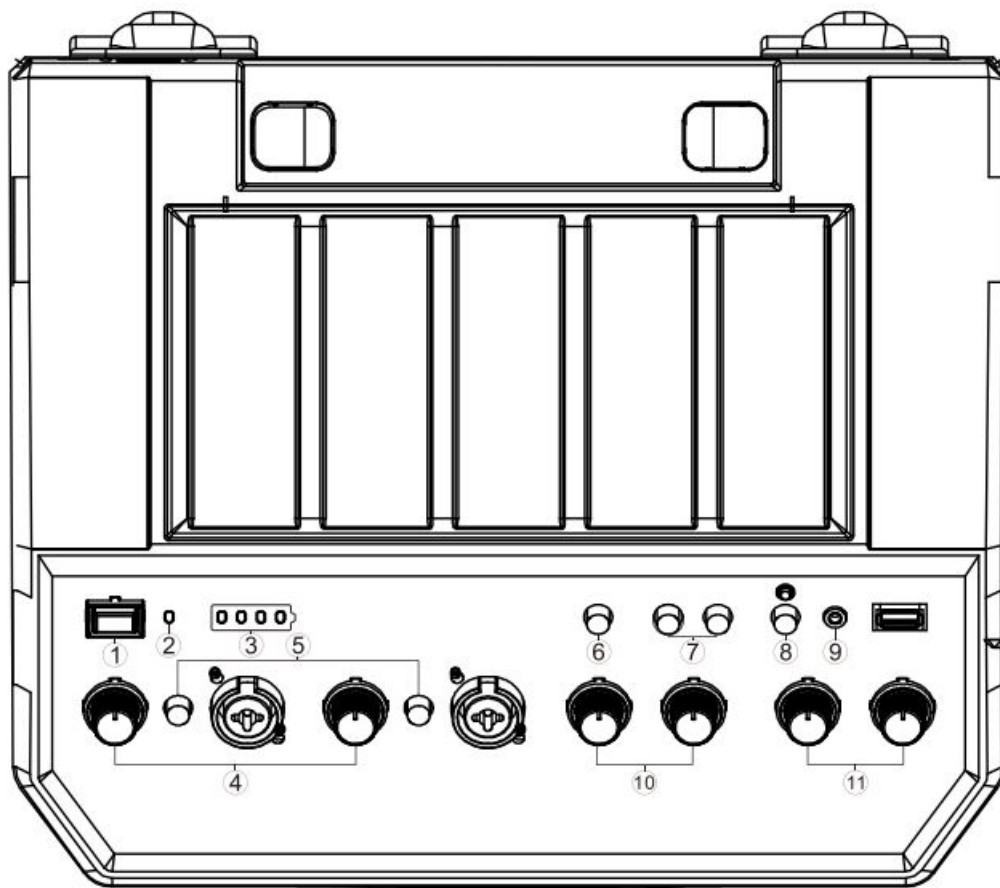
## TAKE IT ALONG YOUR ADVENTURES

The MPA-3600 features a long-lasting battery and an easy trolley handle for maximum portability.

## SING-ALONG

Sing-along to your favorite music with the included Wired microphone.

## Product Overview



### 1. **POWER**

Use this button to turn the POWER ON/OFF.

### 2. **CHARGE**

When charging, the green light will be on. When fully charged, the green light will be off

### 3. **BATTERY LEVEL**

Indicates the status of the battery, there are 4 indicators. 1-4 represents 20% 50% 80% 100% status. When the battery is fully charged, 2, 3 and 4 green lights will be on. As the power decreases, the indicator lights will be off one by one from grid 4 to grid 1. When the power is low to grid 1, the red indicator lights will be on, indicating low battery. The unit needs to be charged.

#### 4. **CHANNEL GAIN VOLUME KNOB**

Use this knob to adjust the CH1/CH2 volume output

#### 5. **MIC/LINE/ INSTRUMENT SWITCH BUTTON**

The switch button of MIC/LINE/ INSTRUMENT input

#### 6. **AUX OUT**

3.5mm Aux output – Unbalanced RCA connector for AUX audio output

#### 7. **LIGHT CONTROL**

Light Mode- Press this button to select Light Mode

Mode 1: The light changes color at random.

Mode 2: The light will stay one color, change the color by pressing Light COLOR button.

Mode 3: The light will change color to the beat of the music.

Mode 4: The light will flash with a color, change the color by pressing Light COLOR button.

Mode 5: The light is off.

#### 8. **Bluetooth**

Short Press to enter BT Play or Pause Mode Long Press to exit BT Pairing Mode

#### 9. **AUX IN**

3.5mm AUX Input

#### 10. **TONE**

TREBLE Knob – Use this knob to adjust the sound quality in treble when MIC/ LINE input. BASS Knob- Use this knob to adjust the sound quality in bass when MIC/LINE input.

#### 11. **BT/AUX LEVEL**

Use this knob to adjust the BT/AUX volume output

##### **MASTER VOLUME**

Use this knob to adjust the MASTER volume output

#### 12. **AC IN**

100V-240V 50Hz-60Hz

#### 13. **STANDBY**

If no signal is played for more than 20 minutes, it will enter standby mode. Short press Bluetooth button can wake up the unit.

## **INTRODUCTION**

Thank you for purchasing our MPA-3600. We are confident that the Gemini platform of products will not only make your life easier through the use of the latest technological advancements in cross-platform connectivity and sound reproduction but will raise the bar for DJ and pro audio products. With the proper care & maintenance, your unit will likely provide years of reliable, uninterrupted service. All Gemini products are backed by a 1-year limited warranty\*.

## **PREPARING FOR FIRST USE**

Please ensure that you find these accessories included with the MPA-3600

- (1) Power Cord
- (1) Operating Instructions
- (1) Warranty Card

## PRECAUTIONS

1. All operating instructions should be read before using this equipment.
2. To reduce the risk of electrical shock, do not open the unit. There are NO USER Products service technician.  
Do not attempt to return this equipment to your dealer.
3. Do not expose this unit to direct sunlight or to a heat source such as a radiator or stove.
4. This unit should be cleaned only with a damp cloth. Avoid solvents or other cleaning detergents.
5. When moving this equipment, it should be placed in its original carton and packaging. This will reduce the risk of damage during transit.
6. DO NOT EXPOSE THIS UNIT TO WATER OR HEAT.
7. DO NOT USE CLEANING PRODUCTS OR LUBRICANTS ON THE CONTROLS OR SWITCHES.

## CONNECTIONS

PLEASE NOTE IT IS VERY IMPORTANT THAT YOUR AMPLIFIER HAS MATCHED POWER RATINGS! (Make sure your equipment is completely OFF and also lower ALL VOLUME, LEVEL, & GAIN controls before connecting the speaker.)

### Responsible Party Name:

Innovative Concepts & Designs

### Company address:

458 Florida Grove Road Perth Amboy, NJ, 08861 USA

## FCC Compliance Statement

This device complies with Part 15 of the FCC Rules. The operation is subject to the following two conditions:

- (1) This device may not cause harmful interference, and
- (2) This device must accept any interference received, including interference that may cause undesired operation.

Note: This equipment has been tested and found to comply with the limits for a class B digital device, pursuant to Part 15 of the FCC Rules. These equipment generates uses and can radiate radio frequency energy and if not installed and used in accordance with the instructions, may cause harmful interference to radio communications. However, there is no guarantee that interference will not occur in a particular installation. If this equipment does cause interference to radio or television reception, which can be determined measures:

- Reorient or relocate the receiving antenna.
- Increase the separation between the equipment and receiver.
- Connect the equipment to a different outlet so that the equipment and receiver are on different branch circuits.
- Consult the dealer or an experienced radio/TV technician for help.

**FCC ID:** 2AE6G-KP800PRO

## LEGALITY & SAFETY

The device is not intended for use by people (including children) with reduced physical, sensory or mental capacity. People who have not read the manual, unless they have received an explanation by someone responsible for their safety, should not use this unit. Children should be monitored to ensure that they do not play with the device. The device should always be readily accessible. The device be placed on the device. Always leave a minimum distance of 10 cm around the of the device. The device is intended for use only in a temperate climate. At full volume, prolonged listening may damage your hearing and cause temporary or permanent deafness, hearing drone, tinnitus, or hyperacusis. Listening at high volume is not recommended. One hour per

day is not recommend either. Danger of explosion if battery is incorrectly replaced or not replaced by the same type or equivalent. The battery should not be exposed to excessive heat should not be mixed. The battery must be installed according to its polarity. If the battery is worn, it must be removed from the product. The battery must be disposed of safely. Always use collection bins to protect the environment. The battery can only be replaced by the maker of this product, the sales department, allowed or where there is a risk of causing interference or danger – for examples: on an aircraft, or near medical equipment, fuel, chemicals or blasting sites. Check the current laws and regulations regarding the use of this device in the areas where you drive. Do not handle the device when driving. Concentrate fully on driving. All wireless devices are susceptible to interference which may standards and regulations, and we aim to limit user exposure to electromagnetic install or repair this product. Only use batteries, chargers and other accessories which are compatible with this equipment. Do not connect incompatible products. This equipment is not waterproof. Keep it dry. Keep your device in a safe place, out of the reach of young children. The device contains small parts which may present a choking hazard to kids.



At Gemini, our highest priority is making your experience unforgettable. Need help setting up, troubleshooting, or looking for some tips? We're here for you, Monday through Friday 9-5PM EST.



1-844-GEMINI9



hello@geminisound.com





www.geminisound.com

[hello@geminisound.com](mailto:hello@geminisound.com)  
[www.geminisound.com](http://www.geminisound.com)

Innovative Concepts and Design LLC 458 Florida Grove Road Perth Amboy, NJ 08861

Documents / Resources

 <small>Empower Your Sound.</small>  <small>MPA-3600 PORTABLE RECHARGEABLE BLUETOOTH PA SYSTEM</small>	<a href="#">gemini MPA-3600 Portable Rechargeable Bluetooth Speaker</a> [pdf] User Manual MPA-3600, Portable Rechargeable Bluetooth PA System, Rechargeable Bluetooth PA System, Portable PA Speaker, MPA-3600 Portable Rechargeable Bluetooth Speaker, Portable Rechargeable Bluetooth Speaker, Rechargeable Bluetooth Speaker, Portable Rechargeable Speaker
---	---

References

- [Gemini Sound: DJ, Pro Audio, Home Audio. Free Shipping over \\$50 American Express Apple Pay Diners Club Discover Facebook Pay Google Pay Mastercard PayPal Shop Pay Venmo Visa](#)