

gemini[®]

gemini GSP
Series 15-Inch
2-Way Active
Bluetooth PA
Speaker



gemini GSP Series 15-Inch 2-Way Active Bluetooth PA Speaker User Manual

[Home](#) » [gemini](#) » gemini GSP Series 15-Inch 2-Way Active Bluetooth PA Speaker User Manual 

Contents

- [1 gemini GSP Series 15-Inch 2-Way Active Bluetooth PA Speaker](#)
- [2 Product Information](#)
- [3 Product Usage Instructions](#)
- [4 What's Included](#)
- [5 PRECAUTIONS](#)
- [6 FEATURES](#)
- [7 PRODUCT OVERVIEW](#)
- [8 SPECIFICATIONS](#)
- [9 FCC COMPLIANCE STATEMENT](#)
- [10 LEGALITY & SAFETY](#)
- [11 WARRANTY](#)
- [12 Documents / Resources](#)
 - [12.1 References](#)
- [13 Related Posts](#)

gemini[®]

gemini GSP Series 15-Inch 2-Way Active Bluetooth PA Speaker



Product Information

Specifications

- Active/Passive: Active
- Amplifier Type: Bi-Amped AB Class Amplifier
- LF Driver Size: 15" Woofer
- HF Driver Size: 1.35" Tweeter
- LF Driver Power: 550 RMS
- HF Driver Power: N/A
- Total Power: 2200 W Peak Power
- Inputs: HDMI, USB, Bluetooth, AUX
- Outputs: N/A
- Media Player: Yes
- Bluetooth: Yes
- Lighting: Multi-color LED lighting (GSP-L5500PK only)
- Frequency Response: N/A
- Max Peak SPL @ 1 Meter: N/A
- Signal Processing: Advanced DSP and EQ with 6 presets
- Enclosure Material: N/A
- Mounting Options: Speaker Stand (included with GSP-L5500PK)
- Battery: N/A

Product Usage Instructions

Setup and Connections

- Ensure you have all the accessories included in the package -Loudspeaker, Wired Microphone, Power Cable, and User Manual.
- Connect your devices via HDMI, USB, Bluetooth, or AUX inputs for versatile connectivity.
- Utilize the retractable trolley handle and skate-style wheels for easy transport of the speakers.

FAQ

Q: Can I connect multiple devices simultaneously?

A: Yes, you can connect multiple devices via USB, Bluetooth, HDMI, or AUX inputs.

What's Included

- Please ensure that you these accessories with your GSP Series package
- GSP Series Loudspeaker
- Wired Microphone
- Speaker Stand*
- Power Cable
- User Manual
- *Speaker Stand included with GSP-L5500PK n only





PRECAUTIONS

PLEASE READ THE INSTRUCTIONS GIVEN IN THIS MANUAL AND THOSE MARKED ON THE UNIT

This set has been designed and manufactured to assure personal safety. Improper use can result in electric shock or fire hazard. The safeguards incorporated in this unit will protect you if you observe the following procedures for installation, use and servicing. This unit s fully transistorized and does not contain any parts that can be repaired by the user.

WARNINGS Fire and electric shock hazard

1. Do not place any open flame sources, such as lighted candles, on or near the apparatus.
2. Do not attempt to service the apparatus yourself.
3. Opening or removing covers may expose you to dangerous voltages or other hazards and will void the manufacturer's warranty.
4. To prevent risk of fire or electric shock, avoid overloading wall outlet convenience receptacles.
5. Lightning storms Unplug this apparatus during lightning storms.
6. Object and liquid entry: Never insert objects of any kind through the openings of this apparatus, as it may touch dangerous voltage points or short-circuit parts that could result in a fire or electric shock. Care should be taken so that objects do not fall and liquids are not spilled into the apparatus through openings in the enclosure

	CAUTION RISK OF ELECTRIC SHOCK, DO NOT OPEN	
Caution: To reduce the risk of electric shock do not open this device, there are no serviceable parts for customers. Please refer any maintenance or repair to qualified personnel.		
	This sign means the existence of dangerous voltage inside the unit, which states a risk of electric shock.	
	This sign means that there are important instructions of operation and handling in the manual that comes with this device.	

WARNING A THIS PRODUCT MAY CONTAIN MINISCULE AMOUNTS OF CHEMICALS INCLUDING DEHP. WHICH ARE KNOWN TO THE STATE OF CALIFORNIA TO CAUSE CANCER AND BIRTH DEFECTS OR OTHER REPRODUCTIVE HARM WWW.P65WARNINGS.CA.GOV

NOTE: This unit may be submitted for changes in specifications, characteristics and/or operation without prior notice to user, in order to continue improving and developing its technology.

FEATURES

Elevate your parties to a whole new level with the GSP-L5500PK and GSP-5500 DJ Party Speakers, both designed to deliver versatility, connectivity, and stunning audio performance in a portable design. With multiple playback options (USB, Bluetooth, AUX), these speakers ensure seamless integration with your favorite devices. Experience dynamic sound with a powerful 15" Woofer and 1.35" Tweeter, driven by a bi-amped AB Class amplifier, delivering a total of 2200 watts peak power. With EQ presets, Bass/Treble adjustments, and TWS linking for true wireless stereo pairing, you can fine-tune your audio experience to get the best sound in your space! The GSP-L5500PK adds a vibrant touch with multi-mode beat-sync LED party lighting and includes a speaker stand, while the GSP-5500 provides the same robust audio performance without the lighting effects or stand. Both speakers feature a retractable trolley handle and skate style wheels for easy transport.

IMMERSIVE SOUND EXPERIENCE

Feel the music come alive with powerful 15" Woofer and 1.35" Tweeter, delivering crisp highs and deep bass for an immersive audio experience that fills any space.

VERSATILE CONNECTIVITY

Seamlessly connect your devices via HDMI, USB, Bluetooth, or AUX inputs, ensuring you're always ready to play your favorite tunes from any source.

MICROPHONE INPUTS

Engage with your audience using two microphone input channels (XLR & 1/4"), perfect for karaoke nights or event hosting.

LIGHTING EFFECTS

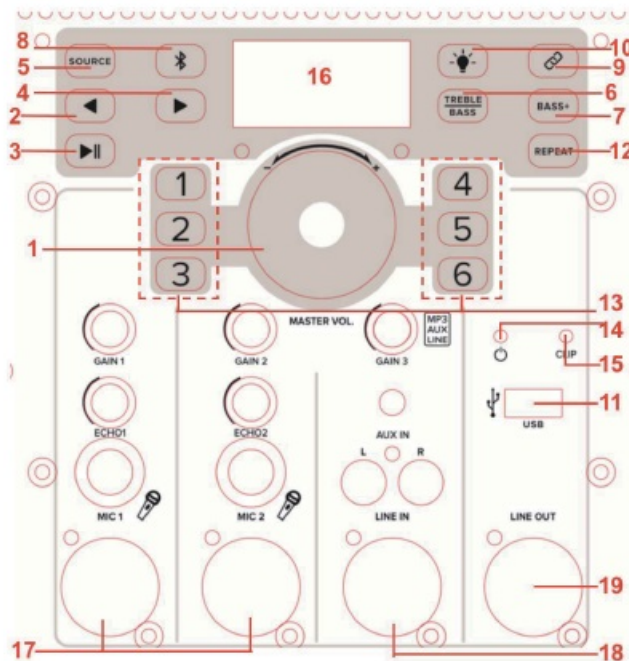
(GSP-L5500PK only) Elevate your visual experience with multi-mode full-color LED lighting on the woofer and front corners of the speaker, syncing with your music for a dazzling display.

ADVANCED DSP AND EQ

Dial in the perfect sound with independent Bass and Treble EQ control, plus 6 EQ presets (Normal, Club, Jazz, Classical, Rock, Speech) for customized sound.

PRODUCT OVERVIEW

1.



MASTER VOLUME – Turn knob to adjust volume of all audio sources including microphone. Use this knob to make EQ adjustments with button #6 (Press and hold for 6 seconds to restore speaker to factory settings)

2. PREVIOUS/BACK – Press to skip back a track during USB/Bluetooth playback.
3. PLAY / PAUSE – Press to Play or Pause playback in USB/Bluetooth modes.
4. FORWARD / NEXT – Press to skip to next track during USB/Bluetooth playback.
5. . SOURCE – Press to switch between playback modes BLUETOOTH / USB / AUX For Bluetooth playback, press SOURCE to enter BT mode, find “GSP Series” in the device list on your Bluetooth player and connect.
6. TREBLE / BASS* – Press to enter Treble/Bass EQ mode. Use Master Volume knob #1 to adjust treble and bass EQ gain.
7. BASS+ – Press to activate Gemini “X BASS” bass booster feature.
8. BLUETOOTH – In Bluetooth mode, press to disconnect connected device and connect to another. Press again to reestablish previous connection.
9. TWS LINK – Press to enter TWS pairing mode, screen will show the word “Link” blinking. With 2 GSP Series speakers powered on, Press TWS LINK button on both speakers. Once successfully connected display will stop blinking.
10. LED PARTY LIGHTING* (GSP-L5500PK only) – Press to cycle through the various LED lighting modes.
11. USB PORT – Supports 5V charging as well as playback of MP3/WMA files.
12. REPEAT – Press to cycle through repeat modes: Off / Repeat 1 / Repeat all
13. EQ PRESETS – Press buttons 1-6 to select factory preset EQ settings:
 1. Normal – FLAT
 2. Club – LOW +4 / MID -2 / HIGH +4
 3. Jazz – LOW -2 / MID +2 / HIGH +2
 4. Classical – LOW 0 / MID 0 / HIGH -3
 5. Rock – LOW +2 / MID -1 / HIGH +3
 6. Speech – LOW +5 / MID -3 / HIGH -2
14. POWER LED – Illuminates when speaker is on
15. CLIP LED – Illuminates when audio output is clipping, reduce volume to avoid clipping/distortion.
16. DISPLAY – Shows information about playback mode, EQ settings etc.

17. MIC LEVEL INPUT CHANNELS – Connect microphones via XLR or ¼” input jack.
18. AUX/LINE INPUT CHANNEL – Connect line level source via XLR, RCA or 1/8” input jack.
19. LINE OUT – Balanced XLR mix output, connect to recording device or another speaker for expanded system.
20. GAIN KNOBS – Adjust the input volume of the individual channels.
21. ECHO EFFECT – Add Echo effect to individual mic input channels

*Please note – On the GSP-5500 the EQ adjustment settings have their own buttons for Bass (#6) and Treble (#10) since there is no LED PARTY LIGHTING button.

SPECIFICATIONS

Active/Passive	Active
Amplifier Type	Bi-Amped AB Class Amplifier
LF Driver Size	15” Woofer
HF Driver Size	1.35” Tweeter
LF Driver Power	550 RMS
HF Driver Power	
Total Power	2200 Watts Peak
Inputs	2 x ¼” Mic input jack 2 x XLR Mic input jack 1 x 1/8” Au x line input 1 x RCA line input 1 x XLR line input
Outputs	XLR Mix Output
Media Player	USB MP3 / WMA Audio Playback
Bluetooth	Bluetooth® Streaming with TWS Link
*Lighting	*Multi-mode full color LED Party Lighting
Frequency Response	20HZ-20KHZ
Max Peak SPL @ 1 Meter	126dB
Signal Processing	Bass and Treble EQ Control 6 EQ Presets: Normal, Club, Jazz, Classical, Rock, Speech
Enclosure Material	PP Plastic
*Mounting Options	Pole Mount with 35mm socket *Speaker Stand Included
Battery	N/A

*Please note – Only the GSP-L5500PK version has LED Party and includes a speaker stand.

FCC COMPLIANCE STATEMENT

- Responsible Party Name: Innovative
- Concepts & Designs LLC
- Company address: 458 Florida Grove Road Perth Amboy, NJ, 08861 USA

FCC Compliance Statement

This device complies with Part 15 of the FCC Rules. The operation is subject to the following two conditions:

1. This device may not cause harmful interference, and
2. This device must accept any interference received, including interference that may cause undesired operation.

Note: This equipment has been tested and found to comply with the limits for a class B digital device, pursuant to Part 15 of the FCC Rules. This equipment generates uses and can radiate radio frequency energy and if not installed and used in accordance with the instructions, may cause harmful interference to radio communications. However, there is no guarantee that interference will not occur in a particular installation. If this equipment does cause interference to radio or television reception, which can be determined by turning the equipment off and then on, the user is encouraged to try to correct the interference by one or more of the following measures:

- Reorient or relocate the receiving antenna.
 - Increase the separation between the equipment and the receiver.
 - Connect the equipment to a different outlet so that the equipment and receiver are on different branch circuits.
- Consult the dealer or an experienced radio/TV technician for help.

This equipment complies with FCC radiation exposure limits set forth for an uncontrolled environment. This equipment should be installed and operated with a minimum distance 20cm between the radiator & your body.
FCC ID: 2AE6G-GSP-L5500PK

LEGALITY & SAFETY

- The device is not intended for use by people (including children) with reduced physical, sensory or mental capacity. People who have not read the manual, unless they have received an explanation by someone responsible for their safety, should not use this unit.
- Children should be monitored to ensure that they do not play with the device.
- The device should always be readily accessible. The device should not be exposed to water. No objects filled with liquids, such as vases, shall be placed on the device. Always leave a minimum distance of 10 cm around the unit to ensure sufficient ventilation. Open flame sources, such as candles, should not be placed on top of the device.
- The device is intended for use only in a temperate climate. At full volume, prolonged listening may damage your hearing and cause temporary or permanent deafness, hearing drone, tinnitus, or hyperacusis. Listening at high volume is not recommended.
- One hour per day is not recommended either. Danger of explosion if the battery is incorrectly replaced or not replaced by the same type or equivalent. The battery should not be exposed to excessive heat such as sunshine or fire. Different types of batteries, or new and used batteries, should not be mixed. The battery must

be installed according to its polarity. If the battery is worn, it must be removed from the product. The battery must be disposed of safely. Always use collection bins to protect the environment. The battery can only be replaced by the maker of this product, the sales department, or a qualified person. Switch the device off where the use of the device is not allowed or where there is a risk of causing interference or danger – for example: on an aircraft, or near medical equipment, fuel, chemicals, or blasting sites.

- Check the current laws and regulations regarding the use of this device in the areas where you drive. Do not handle the device when driving. Concentrate fully on driving. All wireless devices are susceptible to interference which may affect their performance. All our devices conform to international/national standards and regulations, and we aim to limit user exposure to electromagnetic fields. These standards and regulations were adopted after the completion of extensive scientific research. This research established no link between the use of the mobile headset and any adverse effects on health if the device is used in accordance with standard practices. Only qualified people are authorized to install or repair this product. Only use batteries, chargers and other accessories that are compatible with this equipment. Do not connect incompatible products. This equipment is not waterproof. Keep it dry. Keep your device in a safe place, out of the reach of young children. The device contains small parts which may present a choking hazard to kids.

WARRANTY

- Innovative Concepts & Designs LLC guarantees its products to be free from defects in materials and workmanship for one (1) year from the original purchase date. Exceptions: Laser assemblies on CD Players, batteries, cartridges, and crossfaders are covered for 90 days.
- This limited warranty does not cover damage or failure caused by abuse, misuse, abnormal use, faulty installation, improper maintenance, or any repairs other than those provided by an authorized Innovative Concepts & Designs Service Center.
- There are no obligations of liability on the part of Innovative Concepts & Designs for consequential damages arising out of or in connection with the use or performance of the product or other indirect damages with respect to loss of property, revenues, of profit, or costs of removal, installation, or reinstallation. All implied warranties for Innovative Concepts & Designs, including implied warranties for fitness, are limited in duration to one (1) year from the original date of purchase unless otherwise mandated by local statutes.

WELCOME TO THE GEMINI FAMILY!

At Gemini, our highest priority is making your experience unforgettable.
Need help with setting up, troubleshooting, or looking for some tips?
We're here for you, Monday through Friday 9AM-5PM EST.



hello@geminisound.com



1-844-GEMINI9



www.geminisound.com



nello@geminisound.com 1-844-GEMINI9 www.geminisound.com

gemini



[gemini GSP Series 15-Inch 2-Way Active Bluetooth PA Speaker](#) [pdf] User Manual
GSP Series, GSP Series 15-Inch 2-Way Active Bluetooth PA Speaker, 15-Inch 2-Way Active Bluetooth PA Speaker, 2-Way Active Bluetooth PA Speaker, Active Bluetooth PA Speaker, Bluetooth PA Speaker, PA Speaker, Speaker

References

- [Gemini Sound: DJ Gear, Pro Audio & Home Audio - Quality Since 1974](#)
- [User Manual](#)

[Manuals+](#), [Privacy Policy](#)

This website is an independent publication and is neither affiliated with nor endorsed by any of the trademark owners. The "Bluetooth®" word mark and logos are registered trademarks owned by Bluetooth SIG, Inc. The "Wi-Fi®" word mark and logos are registered trademarks owned by the Wi-Fi Alliance. Any use of these marks on this website does not imply any affiliation with or endorsement.