



## **gembird BTT-01 Bluetooth Carkit with FM-Radio Transmitter User Manual**

[Home](#) » [GEMBIRD](#) » gembird BTT-01 Bluetooth Carkit with FM-Radio Transmitter User Manual 

**gembird BTT-01 Bluetooth Carkit with FM-Radio Transmitter User Manual**



## Contents

- [1 Features](#)
- [2 Specifications](#)
- [3 PRODUCT OVERVIEW](#)
- [4 OPERATION INSTRUCTIONS](#)
- [5 Declaration of conformity](#)
- [6 Instruction](#)
- [7 Waste disposal](#)
- [8 WARRANTY CONDITIONS](#)
- [9 Documents / Resources](#)
- [10 Related Posts](#)

## Features

- Bluetooth carkit with audio FM-radio transmitter
- Excellent full-duplex sound quality
- One-touch button for answering, rejecting and redial calls
- Built-in cigarette lighter power adapter with USB port output for charging mobile devices
- Micro-SD music player and analogue 3.5 mm audio input and output
- Signal reach up to 5 m

## Specifications

- **Interface:** Bluetooth v.4.1, A2DP profile
- **Bluetooth interface input:** 2.402 – 2.480 GHz frequency range; sensitivity-42 dB, TX power 4 dBm up to 5 m
- **FM-radio output:** FM-band 87.5 – 108.0 MHz; transmission power 87 – 107 dBuv within 2 m
- **DC input:** 12 V / up to 45 mA
- **Stand-by power consumption:** up to 25 mA
- **Sound frequency response:** 20 Hz – 20 KHz
- **USB charging output port:** 5 V DC up to 2.1 A
- Car battery voltmeter
- MicroSD card MP3 audio player
- AUX audio 3.5 mm input
- AUX audio 3.5 mm output socket
- **Net weight:** 78 g

## PRODUCT OVERVIEW


1. Plugging the device into car cigarette lighter, then it will be turn on automatically; when it is in work state, the screen will display the voltage of car battery and monitor the car battery in any time.
2. Noise and wind suppressed by CVC technology to create full duplex sound quality.
3. Support mobile's A2DP function. Music can be played directly while the mobile phone is connected.
4. Mobile phone can be connected automatically when the device turns on.
5. Support an external TF card, which can play music files in MP3/WMA format.
6. Integrated car charger and its output is 5V/2.1A, which is available for charging handheld device.

## OPERATION INSTRUCTIONS



### 1. Power On

- Device turns on automatically when plugging it into cigarette lighter.
- Select a blank channel.
- Turn on car FM stereo and adjust the frequency same as that of the device.

### 2. Frequency and Volume Adjustment

- The frequency of this device is available from 87.5-108.0 MHz, which can be adjusted by CH+ and CH- button.
- Adjust the volume by rotating  .

### 3. Playing Music from TF Card

- Insert the TF card into device, it will automatically detect and play the MP3/WMA/WAV format music in the TF card.
- **Music selection:** press  and  button to switch to next/previous song.

### 4. Connection to Wireless Devices

- This device is equipped with build-in Wireless chip, which can connect to other handheld Wireless devices.
- The pairing state will be activated automatically when the service is powered on with the blue light flashed. Then you can search wireless model "BTT01" with your phone and click to connect it.
- This device has memory function. It will automatically connect to the previous connected devices when power on again.
- If you want to remove the memorized devices, please press and hold the Frequency button to remove.



### 5. Playing Music from Mobile Phone

- Once it connects successfully, music can be transferred from phone to car stereo.
- You can control Volume +/-, Play/Pause, previous/Next song through both your phone and the device.

### 6. Switching Music File Sources

It can play the music from TF card and the device with Wireless function; you can switch the file source between TF card and device with Wireless by long press

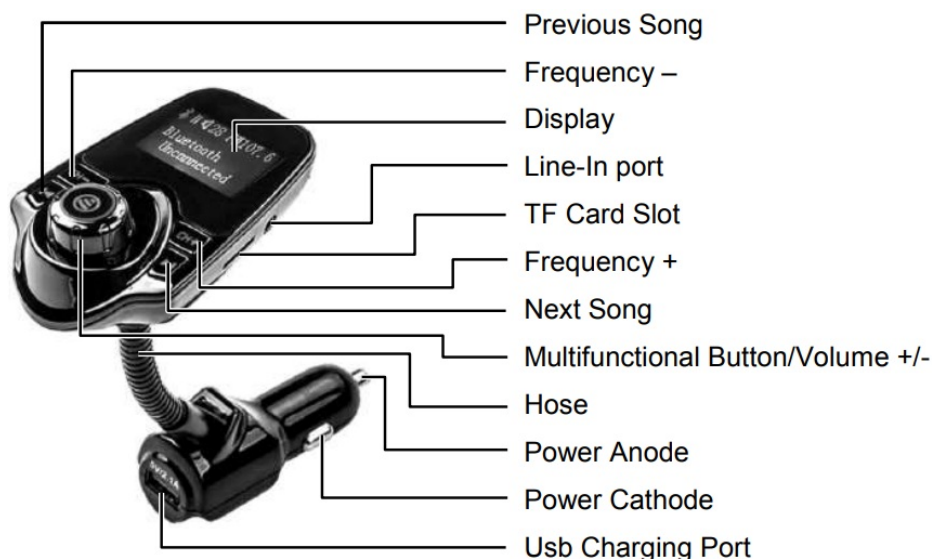
### 7. Making a call

- You can make and answer a call through this device after connecting by Wireless.
- Double click  to redial the last number.
- **Reject a call:** Long press  for about 5 seconds to reject a call.

### 8. AUX Input / Output

- **AUX Input:** This device support Line-in function, which can play music from MP4, CD, etc. via the 3.5mm AUX cable.
- **AUX Output:** It can output audio to speaker, car stereo and portable earphone through the 3.5mm AUX port by a AUX cable.

### 9. Part Description



**⚠ Note:** This device is compatible with most of the mobile phones, except of a few mobile phones that are not available to use parts of above functions. Product features will be upgraded without any notice.

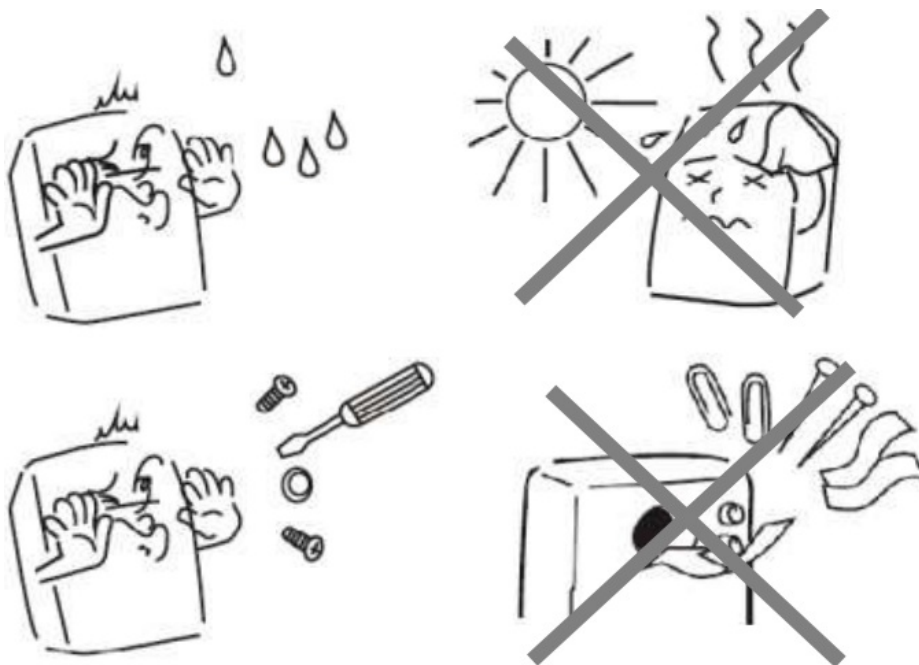
### Attentions!

1. First of all, a blank FM channel must be chosen for car radio, then the frequency of BTT01 should be adjusted as the same as the frequency of car radio.
2. After a long time use, your car speaker may have some troubles. Therefore, please don't turn up car speaker's volume to maximum to avoid static and distortion effectively.
3. When the device is out of use for a long time, please pull it out of cigarette lighter. When using again, it should be inserted into cigarette lighter after car starts to avoid high voltage damage.

### Declaration of conformity

This product is tested and complies with the essential requirements of the laws of member states concerning RED (2014/53/EU). The CE declaration can be found under [www.gembird.eu](http://www.gembird.eu)

### Instruction



## Waste disposal

Do not deposit this equipment with the household waste. Improper disposal can harm both the environment and human health. For Information about waste collection facilities for used electrical and electronic devices, please contact your city council or an authorized company for the disposal of electrical and electronic equipment.

## WARRANTY CONDITIONS

The receipt must clearly list the date of purchase and the part number, in addition it should be printed. Keep the receipt for the entire warranty period since it is required for all warranty claims. During the warranty period the defective items will be credited, repaired or replaced at the manufacturer's expense. Work carried out under the warranty neither extends the warranty period nor starts a new warranty period. The manufacturer reserves the right to void any warranty claim for damages or defects due to misuse, abuse or external impact (falling down, impact, ingress of water, dust, contamination or break). Wearing parts (e.g. rechargeable batteries) are excluded from the warranty. Upon receipt of the RMA goods, Gem bird Europe B.V. reserves the right to choose between replacement of defective goods or issuing a credit note. The credit note amount will always be calculated on the basis of the current market value of the defective products.

Gembird Europe B.V. Wittevrouwen 56, 1358CD Almere, The Netherlands

[www.gembird.nl/service](http://www.gembird.nl/service)

[support@gmb.nl](mailto:support@gmb.nl)

## SYMBOLS



GEMBIRD EUROPE B.V.

<http://www.gembird.eu>

All brands and logos are registered trademarks of their respective owners



