



Gefen EXT-VGA-141SRN VGA Extension SRN User Manual

[Home](#) » [Gefen](#) » Gefen EXT-VGA-141SRN VGA Extension SRN User Manual 

Contents

- [1 Gefen EXT-VGA-141SRN VGA Extension SRN](#)
- [2 Technical Support](#)
- [3 INTRODUCTION](#)
- [4 OPERATION NOTES](#)
- [5 FREQUENTLY ASKED QUESTIONS](#)

Gefen

Gefen EXT-VGA-141SRN VGA Extension SRN



Technical Support

- Telephone
 - (818) 772-9100

- (800) 545-6900
- **Fax** (818) 772-9120
- **Technical Support Hours:** 8:00 AM to 5:00 PM Monday thru Friday.
- **Write To:** Gefen Inc. c/o Customer Service 20600 Nordhoff St Chatsworth, CA 91311
- www.gefen.com
- support@gefen.com

Notice: Gefen Inc. reserves the right to make changes in the hardware, packaging and any accompanying documentation without prior written notice.

VGA Extender SRN is a trademark of Gefen Inc. © 2008 Gefen Inc., All Rights Reserved All trademarks are the property of their respective companies

INTRODUCTION

Congratulations on your purchase of the VGA Extender SRN. Your complete satisfaction is very important to us.

• Gefen

Gefen delivers innovative, progressive computer and electronics add-on solutions that harness integration, extension, distribution and conversion technologies. Gefen's reliable, plug-and-play products supplement cross-platform computer systems, professional audio/video environments and HDTV systems of all sizes with hard-working solutions that are easy to implement and simple to operate.

• The Gefen VGA Extender SRN

The VGA Extender SRN allows users to extend video signals far beyond the A/V rack. The VGA Extender SRN can be used to extend an analog VGA signal to cover distances up to 150 feet. Industry standard Category 5e (CAT-5e) cable is used for the extension.

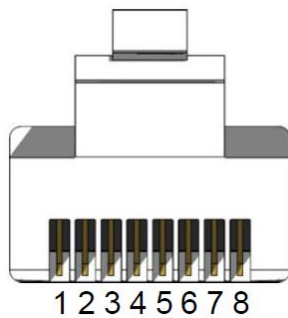


• How It Works

The VGA extender SRN sender unit connects to your computer using the supplied VGA cable. The SRN receiver connects to your monitor – up to 150 feet away. One CAT-5 cable connects the sender and the receiver to each other, extending your video. The video transmitter and receiver boxes are small and unobtrusive, allowing installation in small spaces.

OPERATION NOTES

READ THESE NOTES BEFORE INSTALLING OR OPERATING THE VGA EXTENDER SRN

- Display information (EDID) is not sent back to the source. Standard VESA resolutions should be output by most computers without the need of an EDID. If using a non-VESA standard resolution or if EDID is needed, an EDID storage and relay device is necessary. Gefen recommends the use of a DVI Detective (part# EXT-DVI-EDID, EXT-DVI-EDIDN, or EXT-DVI-EDIDP) with two VGA to DVI adapters.
- Use industry standard Category-5 (CAT-5) cable to operate the VGA Extender SRN system. CAT-5e cable is preferred.
- Please connect all the cables between the computer and the VGA Extender SRN before powering up the VGA Extender SRN unit.
- The VGA Extender SRN units are housed in a metal box for better RF shielding.



FREQUENTLY ASKED QUESTIONS

Download the PDF Link: [Gefen EXT-VGA-141SRN VGA Extension SRN User Manual](#)

[Manuals+](#).