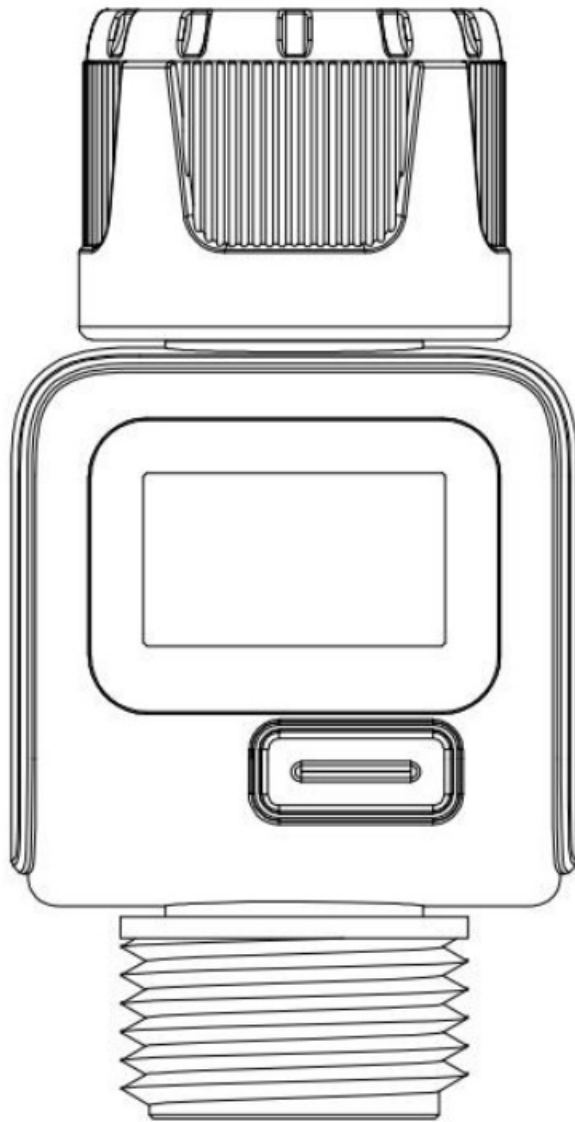




# Geevon FML-04 Water Flow Meter User Manual

[Home](#) » [Geevon](#) » Geevon FML-04 Water Flow Meter User Manual 

Geevon FML-04 Water Flow Meter



## Contents

- [1 PRODUCT OVERVIEW](#)
- [2 SPECIFICATIONS](#)
- [3 QUICK INSTALLATION](#)
- [4 OPERATIONS](#)
- [5 OTHER FUNCTIONS](#)
- [6 Documents / Resources](#)
  - [6.1 References](#)
- [7 Related Posts](#)

## PRODUCT OVERVIEW

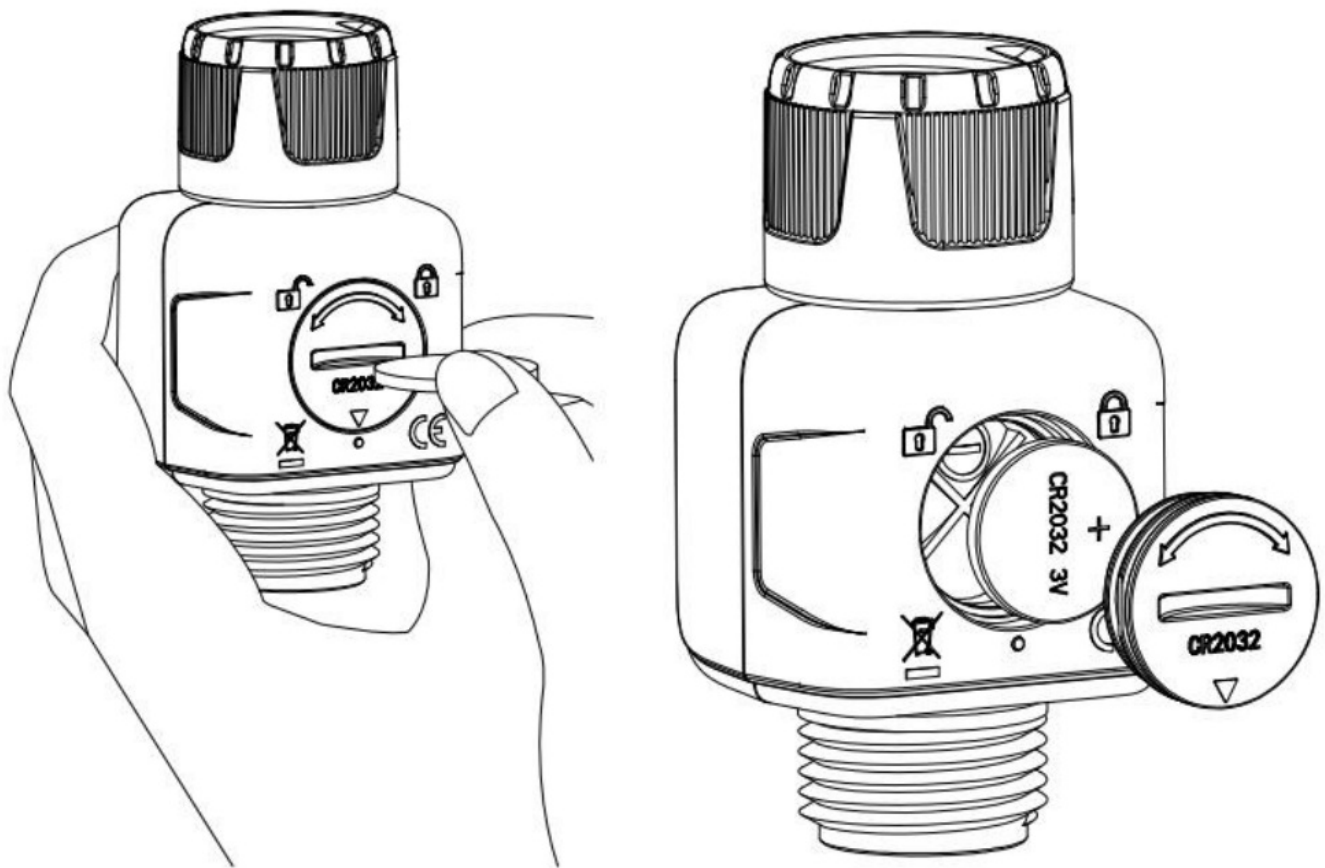


**SPECIFICATIONS**

Waterproof	IPX6
Water Flow Rate	1-45.5L/Min (12.0GAL/Min)
Max Water Consumption	99999L/99999GAL
Working Pressure	0.5-10.0Bar
Max Flow	45.5L/Min or 12.0GAL/Min
Measurement Tolerance	±5%
Water Temperature	3°C – 65°C
Suitable for	Sprinkler, 3/4 inch standard faucet, hose

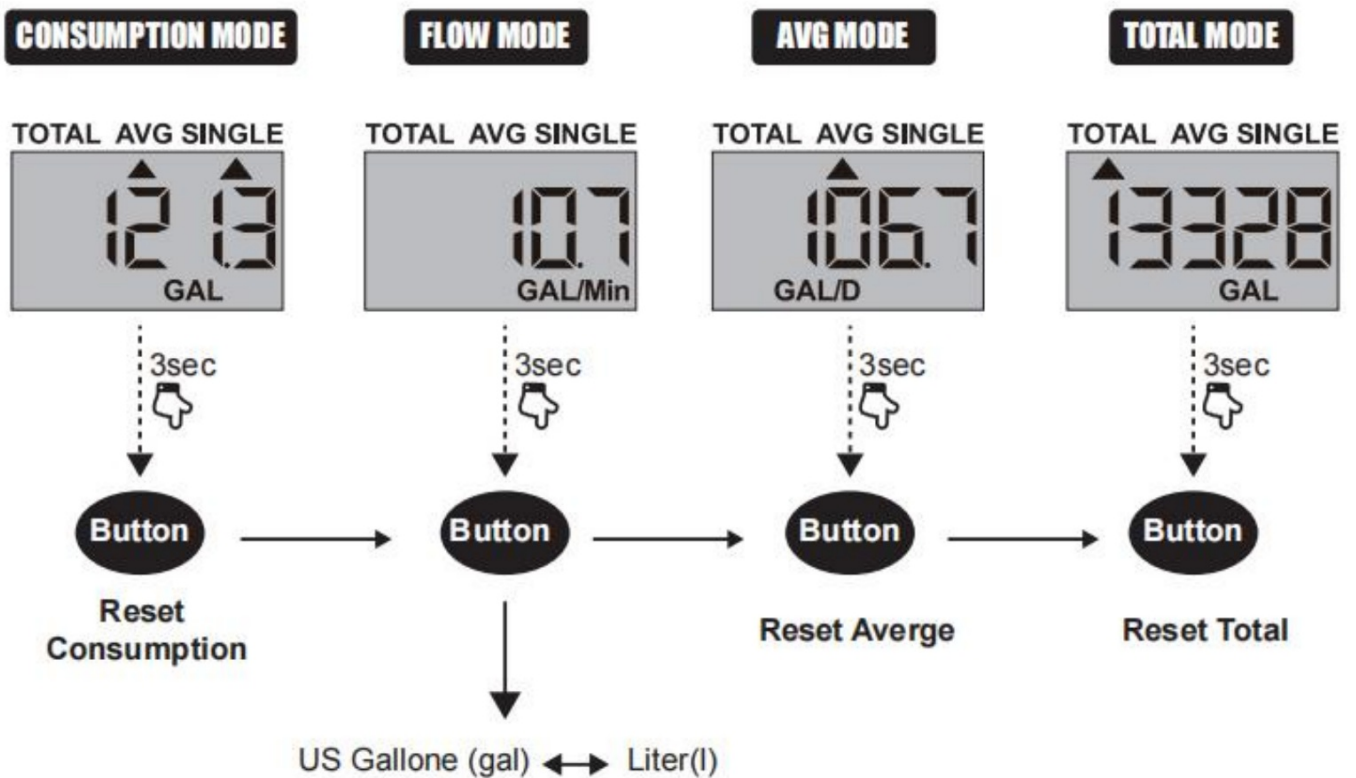
\* When the maximum flow rate exceeds 45.5L/Min or 12.0GAL/Min, LCD displays HHHHH.

**QUICK INSTALLATION**



## OPERATIONS

### 4 MEASUREMENT MODE



Press the button directly, the display switches to next display mode.

**a) Consumption Mode:** Measure the single water consumption.

Press the button shows last time water usage.

Hold the button 3 seconds to reset the consumption.

At next watering, the display starts at 0 again.

**b) Flow Mode:** Shows the current flow in GAL/Min or L/Min.

**c) AVG Mode:** Display the daily average water consumption for the last 7 days.


**d) Total Mode:** Water quantity is measured up to the reset.

## OTHER FUNCTIONS

**Switch L & GAL:** Under **FLOW MODE**, press and hold the button for 3sec to switch the L/Min or GAL/Min.

**Reset:** Hold the button in Consumption/Average/Total mode for 3sec, the display will reset to 0.

**Standby:** No display (Without any operation or flow longer than 1min).

**Low Battery Indication:** Please change battery when the  symbol appears.


## CAUTIONS!

Only open the product in dry condition.

Only for freshwater of water measurement in the outdoor use.

---

## Documents / Resources

	<p><a href="#">Geevon FML-04 Water Flow Meter</a> [pdf] User Manual FML-04 Water Flow Meter, FML-04, Water Flow Meter, Flow Meter</p>
---	---

## References

- [User Manual](#)

## **Manuals+. Privacy Policy**

This website is an independent publication and is neither affiliated with nor endorsed by any of the trademark owners. The "Bluetooth®" word mark and logos are registered trademarks owned by Bluetooth SIG, Inc. The "Wi-Fi®" word mark and logos are registered trademarks owned by the Wi-Fi Alliance. Any use of these marks on this website does not imply any affiliation with or endorsement.