




GEEKVAPE GS0314-P-10-A1 Digi Max Pod System User Manual

[Home](#) » [GEEKVAPE](#) » GEEKVAPE GS0314-P-10-A1 Digi Max Pod System User Manual 



Contents

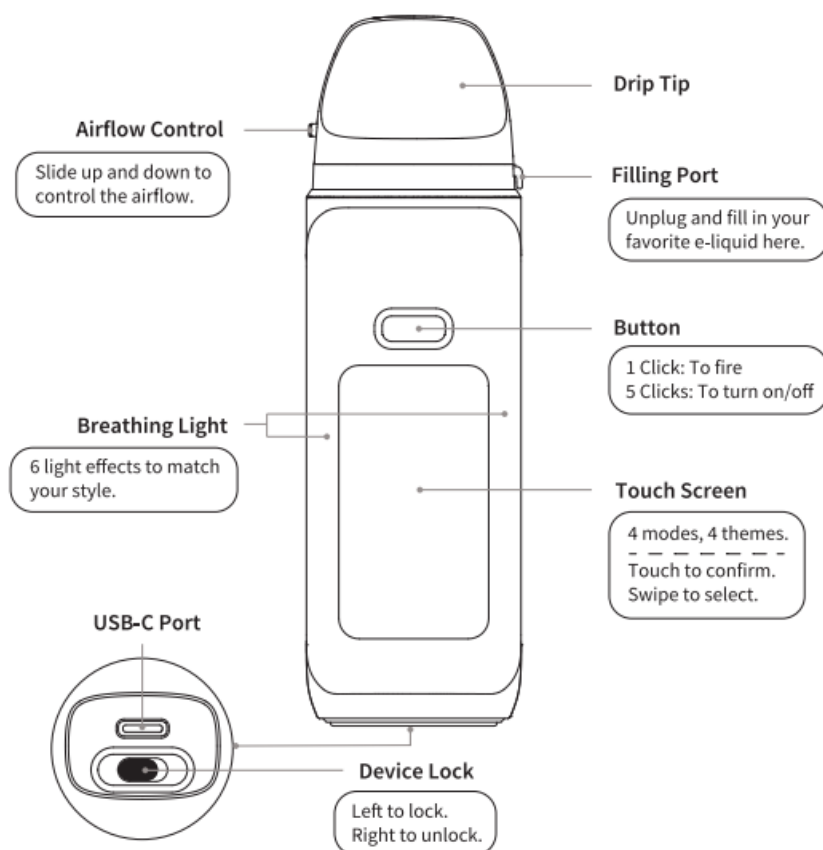
- 1 GS0314-P-10-A1 Digi Max Pod System
- 2 PRODUCT GUIDE
- 3 E-LIQUID FILLING GUIDE
- 4 DISPLAY GUIDE
- 5 SPECIFICATIONS
- 6 CUSTOMER SERVICE
- 7 ANTI-COUNTERFEITING CHECK
- 8 Documents / Resources
- 8.1 References

GS0314-P-10-A1 Digi Max Pod System

Thank you for choosing GEEKVAPE.

For a better user experience, please read the user manual before starting your vape journey. Please keep the user manual for future reference.

PRODUCT GUIDE

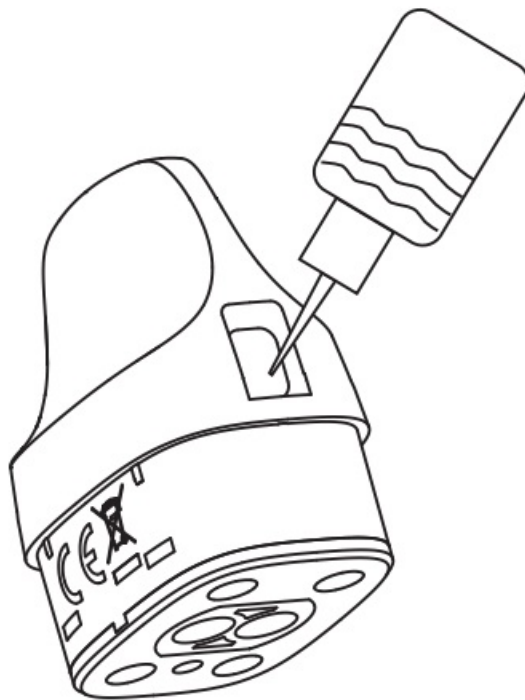


Tipe for the lock:

If there nazor within Sseane only the display will

E-LIQUID FILLING GUIDE


- Gently open the silicone lid from the side.
- Put the nozzle into the port and fill it up slowly..



Tips:

Make sure you let the new cartridge sit for 5 mins and get fully saturated before vaping to avoid burnt taste. This rule applies to all refillable pod products.

DISPLAY GUIDE



SPECIFICATIONS

Pod (Prefilled)

Capacity: 5ml/2ml (TPD)

Supported Resistance: 0.4/0.6/0.8/1.20

Dimensions: 39.39 x 32 x 23.80mm

Device

Dimensions: 112.16 x 34.18 x 26.30mm

Display: 1.47-inch TFT Touch Screen

Output Power: 5-80W

Battery Type: Built-in 3000mAh

Charging: 5V/1.5A, Type-C

ATTENTION

- Keep the unit away from the flammable and explosive materials to avoid fire or damage.
- Do not leave the device unattended while charging.
- Keep the unit away from the minors and pets.
- Disconnect the cable when the charging is complete.


CUSTOMER SERVICE

- **Main Page:** www.geelo/aqe.com
- **Address:** 605, Building 1, Qianhai Kexing Science Park, Labor Community, Xixiang Street, Bao'an District, Shenzhen
- **Phone:** (0011866-985-6876
- **Email:** support@geekvape.com
- **Available Time:** 24/7

ANTI-COUNTERFEITING CHECK

Go to www.geekvape.com and find PRODUCT VERIFICATION at the bottom of the main page.

PRODUCT VERIFICATION



Check Security Code

Scratch and Check ▶

Security code

Go

Scratch the code bar under the label on the box and enter the 12-digit security number in the blank on the webpage.



Click "Go" and a pop-up window shall appear confirming if your product is authentically made.

Your code has been verified by our system.

Thank you for purchasing Authentic Geek

Vape product!

If you have any question on your product, please submit a ticket [here!](#)



Documents / Resources



[GEEKVAPE GS0314-P-10-A1 Digi Max Pod System](#) [pdf] User Manual

GS0314-P-10-A1 Digi Max Pod System, GS0314-P-10-A1, Digi Max Pod System, Max Pod System, Pod System

References

- [User Manual](#)

[Manuals+](#), [Privacy Policy](#)

This website is an independent publication and is neither affiliated with nor endorsed by any of the trademark owners. The "Bluetooth®" word mark and logos are registered trademarks owned by Bluetooth SIG, Inc. The "Wi-Fi®" word mark and logos are registered trademarks owned by the Wi-Fi Alliance. Any use of these marks on this website does not imply any affiliation with or endorsement.