



Game Stick Lite 4K Manual: Learn How to Use PS3000 Arcade Console

[Home](#) » [GEEK](#) » **Game Stick Lite 4K Manual: Learn How to Use PS3000 Arcade Console** 

The Geek PS3000 4K Game Stick Lite Arcade Console Instruction Manual provides detailed instructions on how to use the PS3000 Arcade Console. The manual includes information on the appearance view of the console, hardware description, function description, main menu function, hardware function definition, detailed parameters, and packaging accessories. The console supports various languages and functions such as collection, history, and search. It also supports various simulators including CPS, GB, GBC, GBA, MD, SFC, FC, PS1, and Atari arcade games. The manual provides information on how to use the game and settings menus and how to connect wired and wireless handles. It also includes important safety information such as warnings about suffocation hazards and the need for adult supervision when using the console. The manual provides warranty information and notes that any changes or modifications not approved by the responsible party could void the user's authority to operate the equipment. Overall, this manual is a comprehensive guide for users who want to learn how to use the PS3000 Arcade Console.



PS3000 4K Game Stick Lite Arcade Console Instruction Manual

Contents

- [1 Appearance view](#)
- [2 Hardware description:](#)
- [3 Function description](#)
- [4 Main menu function](#)
- [5 Hardware function definition](#)
- [6 Warning Statement](#)
- [7 FAQs](#)
- [8 Documents / Resources](#)
- [9 Related Posts](#)

Appearance view



PS: Receive Header:1P is connected to blue light, 2P is connected to red light, double flash is not connected to the signal



Hardware description:

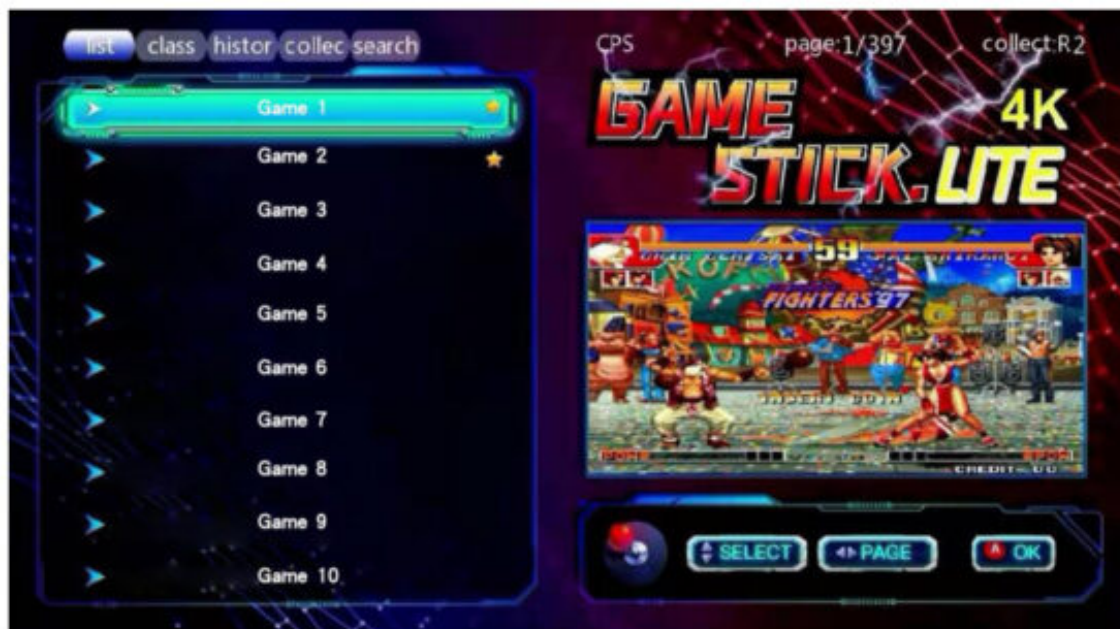
1. HDMI: HD output
2. Mic power support: 5V / 2a, 5V / 1a, 5V / 0.5A
3. Handle interface: wired handle, wireless handle, one second-hand handle; USB2.0 Interface
4. Indicator light: blue indicator light is on when connecting to the power supply
5. Support maximum 128g expansion TF Card

Function description

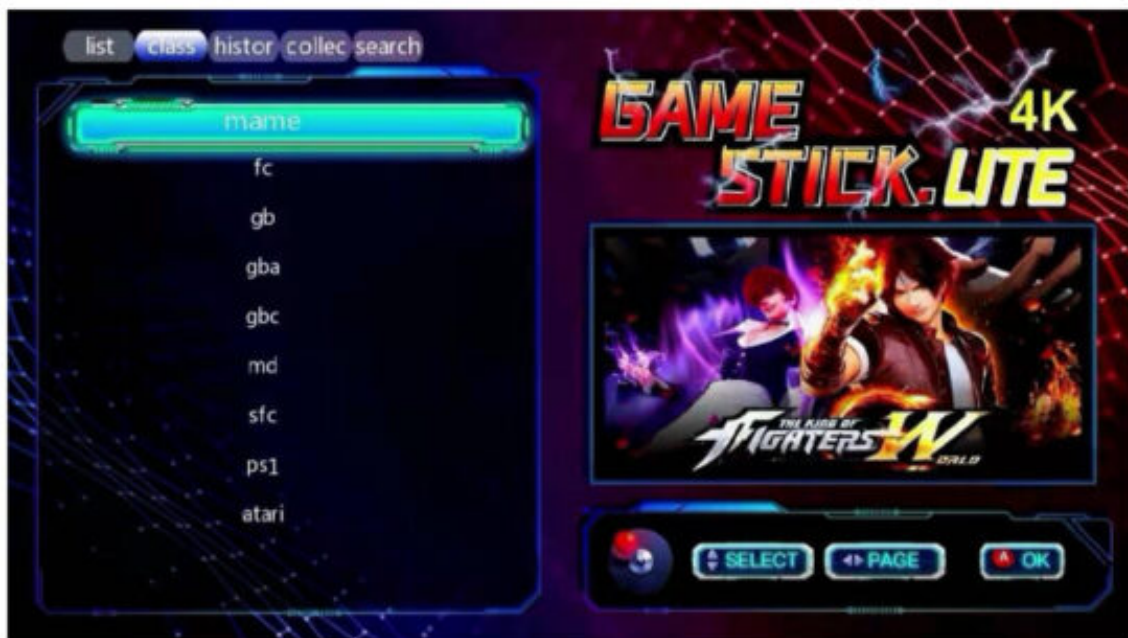
1. Supporting languages: Simplified Chinese, traditional Chinese, English, and other 23 languages
2. Support functions: collection, history, search
3. Support simulator: CPS; GB; GBC; GBA; MD; SFC; FC; PS1; Atari

Main menu function

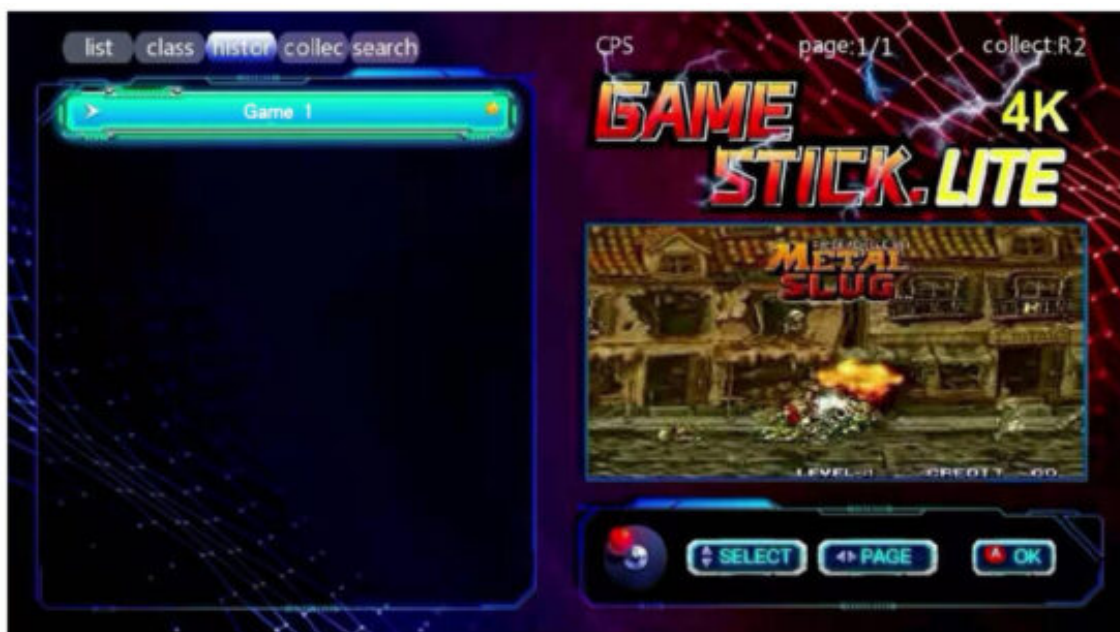
1. List: all the Games in the folder will be displayed on this page, with up and down selection and left and right page turning (in what simulator the game is in, there will be prompts on the screen)



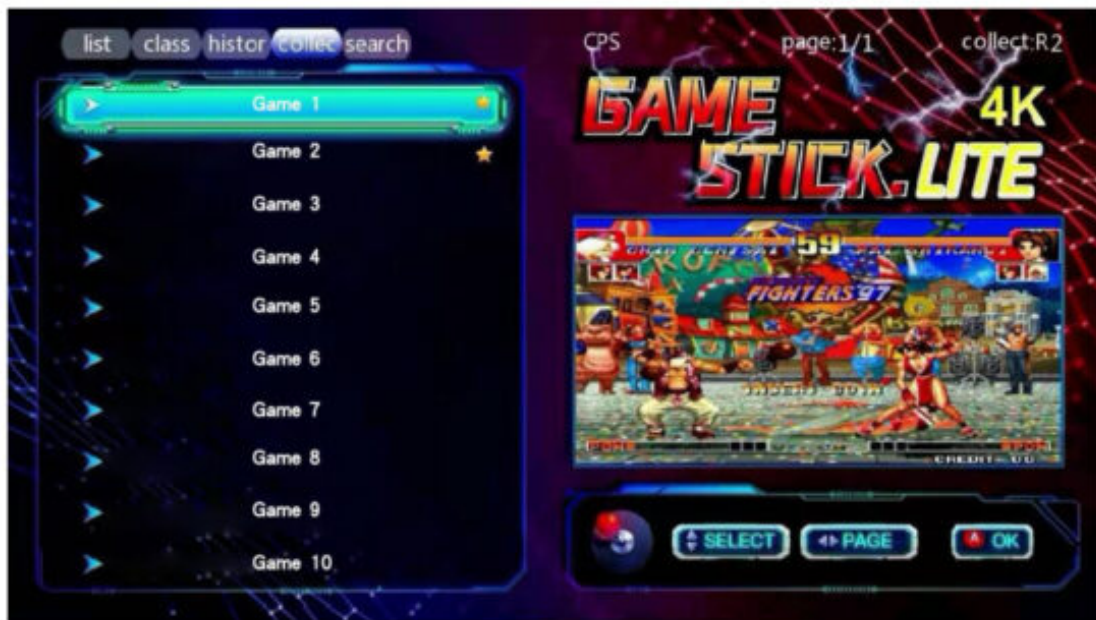
2. Classification: identify all simulators contained in the machine



3. History: after playing, the game record will be in this interface



4. Collection: your favorite games can be added to the collection list



5. Search: filter the game according to the game name in uppercase letters (Note: case insensitive)



a. game

1. Press the direction key to select the game menu and press the start / a key to enter the game
2. Press B in the game list to return to the home page
3. Holding down the SELECT/START key at the same time in the game brings up a game menu that allows the user to Pause/save/load/exit the game

b. Settings



1. Handle press the Select key to enter the set list, language, key tone, search local files, restore default settings and exit, system information, exit setting

Hardware function definition

Detailed parameters

game	Support: CPS, FC, GB, GBA, GBC, MD, SFC, PS1; Atari arcade game
Power supply	5V/1A,5V/2A,5V/0.5A
extend	Support TF card expansion, maximum 128GB
Video output	HDMI HD output
2.4 G connector head	1P Connection Blue Light, 2P connection red light, double flash is not connected to the signal, standby time for 10 minutes

remarks:

1. The picture of the machine is for reference. The shell of the machine is subject to the material object. The instructions are only for reference. The software upgrade of the machine is subject to the material object.
2. If there is any change in the product content or parameters, please refer to the current product without notice.
3. The machine is stored in zero files at the factory. All external files (audio, video, games, pictures, etc.) must be deleted immediately after the demonstration. The company will not take any responsibility for this.
4. Charging method: please use the output 5v-1a charger, connect the data cable to the USB port of the machine for power on
5. Executive standard: gb17625.1-2012, gb8898-2011, GB / t13837-2012
6. Children between 6.0 and 14 years old need to be accompanied by an adult to use this product.
7. Download instructions: please download the game according to the format supported by the machine, and put it in the corresponding folder of the machine

Warranty

1. Within seven days from the date of sale, in case of performance failure, the body and package of the goods must be intact, and the same type of goods can be replaced (subject to inspection), but not including artificial damage
2. The goods are guaranteed for one year from the date of sale, with lifelong maintenance, and the accessories are not covered by the warranty
3. The warranty service is only valid under normal use, and all artificial damages (including self disassembly and improper use) are not covered by the warranty.
4. This card shall be provided during the warranty. If this the card is not provided or altered without permission, the company has the right to scrap it

Packaging accessories							
Color box	machine	USB line	instructions	certificate	wireless handle	receiver	HDMI extension cable
*1	*1	*1	*1	*1	*2	*1	*1

Product warranty card

User name		Gender		Age
mailing address				
contact number			Zipcode	
Place of purchase				
Date of purchase		Sales Order No		
Product name and specification		Serial No		
Dealer signature		User signature		



Asphyxiation hazard-all packaging materials(such as duct tape plastic bags, plastic film, binding wires, labels) and small accessories in the machine should not be exposed to children under 3 years of age to avoid suffocation hazards and should be used under adult supervision.

When the ambient temperature is less than or equal to 0 °C, the machine shall be moved indoors and placed at room temperature for 2 hours before use

Warning Statement

This device complies with part 15 of the FCC Rules. Operation is subject to the following two conditions: (1) This device may not cause harmful interference, and (2) this device must accept any interference received, including interference that may cause undesired operation.

Any changes or modifications not expressly approved by the party responsible for compliance could void the user's authority to operate the equipment.

Note: This equipment has been tested and found to comply with the limits for a Class B digital device, pursuant to part 15 of the FCC Rules. These limits are designed to provide reasonable protection against harmful interference in a residential installation. This equipment generates uses and can radiate radio frequency energy and, if not installed and used in accordance with the instructions, may cause harmful interference to radio communications. However, there is no guarantee that interference will not occur in a particular installation. If this equipment does cause harmful interference to radio or television reception, which can be determined by turning the equipment off and on, the user is encouraged to try to correct the interference by one or more of the following measures:

- Reorient or relocate the receiving antenna.
- Increase the separation between the equipment and receiver.
- Connect the equipment into an outlet on a circuit different from that to which the receiver is connected.
- Consult the dealer or an experienced radio/TV technician for help.

Product Specifications	Description
Product Name	PS3000 4K Game Stick Lite Arcade Console
Appearance View	PS: Receive Header:1P is connected to blue light, 2P is connected to red light, double flash is not connected to the signal
Hardware Description	<ul style="list-style-type: none"> • HDMI: HD output • Mic power support: 5V / 2a, 5V / 1a, 5V / 0.5A • Handle interface: wired handle, wireless handle, one second-hand handle; USB2.0 Interface • Indicator light: blue indicator light is on when connecting to the power supply • Support maximum 128g expansion TF Card
Function Description	<ul style="list-style-type: none"> • Supporting languages: Simplified Chinese, traditional Chinese, English, and other 23 languages • Support functions: collection, history, search • Support simulator: CPS; GB; GBC; GBA; MD; SFC; FC; PS1; Atari
Main Menu Function	<ul style="list-style-type: none"> • List: all the Games in the folder will be displayed on this page, with up and down selection and left and right page turning (in what simulator the game is in, there will be prompts on the screen) • Classification: identify all simulators contained in the machine • History: after playing, the game record will be in this interface • Collection: your favorite games can be added to the collection list • Search: filter the game according to the game name in uppercase letters (Note: case insensitive)

Hardware Function Definition	<ul style="list-style-type: none"> • Support: CPS, FC, GB, GBA, GBC, MD, SFC, PS1; Atari arcade game • Power supply: 5V/1A,5V/2A,5V/0.5A • Extend: Support TF card expansion, maximum 128GB • Video output: HDMI HD output • 2.4 G connector head: 1P Connection Blue Light, 2P connection red light, double flash is not connected to the signal, standby time for 10 minutes
Detailed Parameters	<ul style="list-style-type: none"> • Game: Support CPS, FC, GB, GBA, GBC, MD, SFC, PS1; Atari arcade game • Power supply: 5V/1A,5V/2A,5V/0.5A • Extend: Support TF card expansion, maximum 128GB • Video output: HDMI HD output • 2.4 G connector head: 1P Connection Blue Light, 2P connection red light, double flash is not connected to the signal, standby time for 10 minutes
Packaging Accessories	<ul style="list-style-type: none"> • Color box • Machine • USB line • Instructions • Certificate • Wireless handle • Receiver • HDMI extension cable
Warranty	<ul style="list-style-type: none"> • Within seven days from the date of sale, in case of performance failure, the body and package of the goods must be intact, and the same type of goods can be replaced (subject to inspection), but not including artificial damage • The goods are guaranteed for one year from the date of sale, with lifelong maintenance, and the accessories are not covered by the warranty • The warranty service is only valid under normal use, and all artificial damages (including self disassembly and improper use) are not covered by the warranty • This card shall be provided during the warranty. If this the card is not provided or altered without permission, the company has the right to scrap it

Warning Statement	<ul style="list-style-type: none"> • Asphyxiation hazard-all packaging materials(such as duct tape plastic bags, plastic film, binding wires, labels) and small accessories in the machine should not be exposed to children under 3 years of age to avoid suffocation hazards and should be used under adult supervision • When the ambient temperature is less than or equal to 0 °C, the machine shall be moved indoors and placed at room temperature for 2 hours before use • This device complies with part 15 of the FCC Rules. Operation is subject to the following two conditions: (1) This device may not cause harmful interference, and (2) this device must accept any interference received, including interference that may cause undesired operation • Any changes or modifications not expressly approved by the party responsible for compliance could void the user's authority to operate the equipment
-------------------	--

FAQS

What safety precautions should I take when using the PS3000 Arcade Console?

All packaging materials (such as duct tape plastic bags, plastic film, binding wires, labels) and small accessories in the machine should not be exposed to children under 3 years of age to avoid suffocation hazards and should be used under adult supervision. Children between 6.0 and 14 years old need to be accompanied by an adult to use this product. When the ambient temperature is less than or equal to 0 °C, the machine shall be moved indoors and placed at room temperature for 2 hours before use.

What is the warranty policy for the PS3000 Arcade Console?

The goods are guaranteed for one year from the date of sale, with lifelong maintenance, and the accessories are not covered by the warranty. Within seven days from the date of sale, in case of performance failure, the body and package of the goods must be intact, and the same type of goods can be replaced (subject to inspection), but not including artificial damage.

What is included in the packaging of the PS3000 Arcade Console?

The packaging accessories include a color box, machine, USB line, instructions, certificate, wireless handle, receiver, HDMI extension cable, and a product warranty card.

How do I access the game menu while playing a game on the PS3000 Arcade Console?

Holding down the SELECT/START key at the same time in the game brings up a game menu that allows the user to Pause/save/load/exit the game.

How do I select a game on the PS3000 Arcade Console?

Press the direction key to select the game menu and press the start / a key to enter the game. Press B in the game list to return to the home page.


What simulators does the PS3000 Arcade Console support?

The console supports various simulators including CPS, GB, GBC, GBA, MD, SFC, FC, PS1, and Atari arcade games.

What languages does the PS3000 Arcade Console support?

The console supports Simplified Chinese, traditional Chinese, English, and other 23 languages.

Documents / Resources



[Geek PS3000 4K Game Stick Lite Arcade Console](#) [pdf] Instruction Manual
PS3000, 2AZXMPS3000, PS3000 4K Game Stick Lite Arcade Console, 4K Game Stick Lite Arcade Console