



Geek Aire CF2 Cordless 16 in. Variable Speed Floor Fan Instruction Manual

[Home](#) » [Geek Aire](#) » Geek Aire CF2 Cordless 16 in. Variable Speed Floor Fan Instruction Manual 

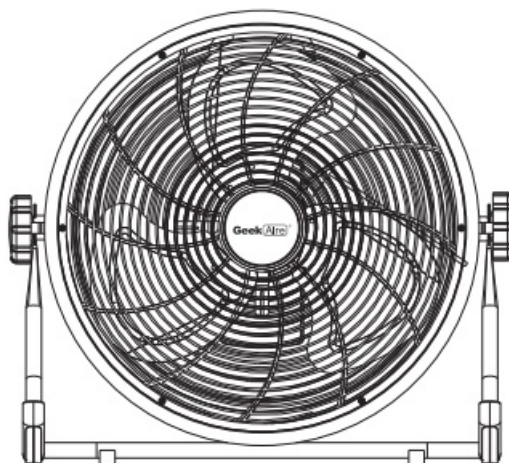


Contents

- 1 Rechargeable Outdoor High Velocity Fan
 - 1.1 Instruction Manual Model:CF2
 - 1.2 Specification
 - 1.3 Safety Introductions
 - 1.3.1 IMPORTANT SAFETY INTRODUCTIONS
 - 1.3.2 INTENDED USE
 - 1.3.3 WARNING: Risk to Children and Impaired Persons
 - 1.3.4 DISPOSAL
 - 1.3.5 FCC Consumer Advisement
 - 1.4 Product Description
 - 1.4.1 Adjusting Fan Angle
 - 1.5 How To Use
 - 1.6 Clean and Maintenance
 - 1.7 Troubleshooting
 - 1.8 Warranty
 - 1.8.1 THIS LIMITED WARRANTY DOES NOT APPLY TO
- 2 Documents / Resources
- 3 Related Posts

Rechargeable Outdoor High Velocity Fan

Instruction Manual
Model:CF2



Toll Free:1-844-801-8880

IMPORTANT: Read the instructions carefully before operating the appliances and keep them for future reference.

info@homeeasy.net

Specification

Model	CF2
Voltage	24V DC
Re-Charge Time	2.5-3Hrs
Duration Time	2-18 Hrs
Power	35 Watts

Safety Introductions

IMPORTANT SAFETY INTRODUCTIONS

Thank you for choosing our products. This owner' s guide and any additional inserts are considered part of the product. They contain important information about safety, use and disposal. Before using the product, please familiarize yourself with all operating and safety instructions. Please keep all documents for future reference.

INTENDED USE

This product is intended to circulate the air in indoor and outdoor spaces. This product is not intended for commercial or industrial use. The manufacturer assumes no responsibility for damage or injury due to unauthorized use or product modification. Failure to follow these directions will void the product warranty.

WARNING: Risk to Children and Impaired Persons

Supervision is required during the installation, operation, cleaning and maintenance of this product by children and anyone with reduced physical, sensory or mental capabilities. Children should be supervised to ensure that they do not play with the appliance, its parts and packaging material.

WARNING: To Reduce The Risk Of Fire Or Electric Shock, Do Not Use This Fan With Any Solid-State Speed Control Device.

SAFE USE WARNING-To reduce risk of fire, electrical shock and injury to persons, observe the following

This fan is designed to be powered by a 24 volt AC/DC power adapter or the Li-ion battery pack built in the product. Do not attempt to use with any other power supply.

1. When using this product, please refer to the description in this manual. Other unauthorized use may cause fire, electric shock or injury.
2. Please put the fan out of children's reach. This product is not for children to use alone.
3. Please turn off the fan when moving and leaving.
4. Please place the fan on a horizontal, stable and stable surface to avoid overturning.
5. When using the fan, do not put fingers, pens or other objects into the net cover.
6. Unplug the power plug before cleaning the fan.
7. Do not disassemble, modify or use for other purposes.
8. Do not expose the battery to liquid, and do not let the battery suffer strong impact.
9. Do not plug the charger into or out of the power socket with wet hands.
10. Do not operate the fan without the protection of the mesh cover, as it may cause serious personal injury.
11. If the charger or power cord is damaged, it must be replaced by the manufacturer or its service agent or a person with similar qualification to avoid danger.
12. The charger provided by us is special, and no other charger can be used.
13. Please do not use the charger provided by us to charge other products, because the charger is dedicated.
14. In order to reduce the risk of fire or electric shock, please do not use any solid-state governor to control the fan.
15. Before inserting the power supply, make sure that the voltage and frequency of the power supply are the same as those shown on the charger label.
16. Do not put the fan in the fire, because there is battery in the fan, which may explode.
17. The continuous charging time shall not exceed 24 hours, and the charger shall be unplugged after charging.
18. Do not remove or modify the fan battery.
19. The user is not allowed to dismantle and replace the internal parts of the fan at will. In case of any fault, the user must contact the after-sales service department for maintenance.
20. Do not forget to shut down and charge.
21. This product can only be charged indoors.
22. Do not incinerate this fan and its batteries, even if it is severely damaged. The batteries can explode in a fire.
23. Do not incinerate this fan, even if it is severely damaged. The batteries can explode in a fire. Dispose of the fan in accordance with the following instructions: [instructions for disposal of the product].

DISPOSAL

We actively encourage you to participate in the electronic recycling program, so please properly dispose of waste electronic products in accordance with local regulations, and do not treat the products as household garbage.

FCC Consumer Advisement

This equipment may generate, use and/or radiate radio frequency energy that may cause harmful interference to radio communications. If this equipment does cause harmful interference to radio or television reception, which can be determined by turning the equipment off and on, the user is encouraged to try to correct the interference by one or more of the following measures: Reorient or relocate the receiving antenna. / Increase the separation between the equipment and receiver. / Connect the equipment into an outlet on a circuit different from that to which the receiver is connected. Changes or modifications to this unit not expressly approved by the party responsible for compliance could void the user's authority to operate the product.

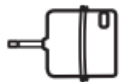
Product Description



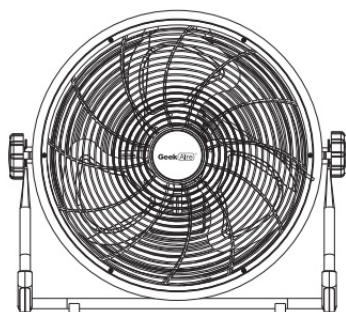
2500mAH x6 cells
LITHIUM-ION BATTERY



IPX4
FOR OUTDOOR USE



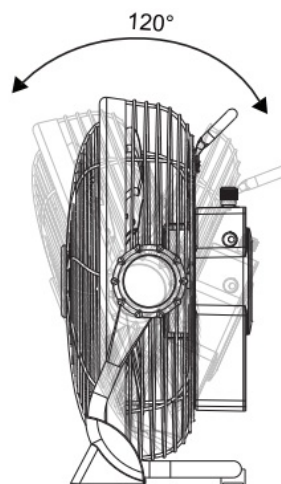
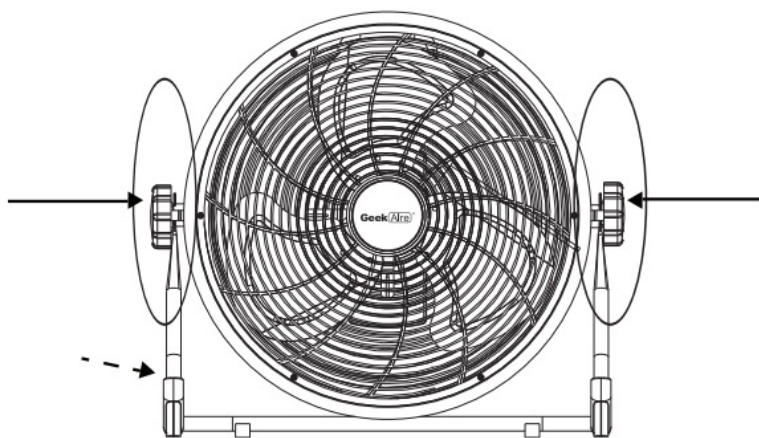
BLDG
COPPER MOTOR



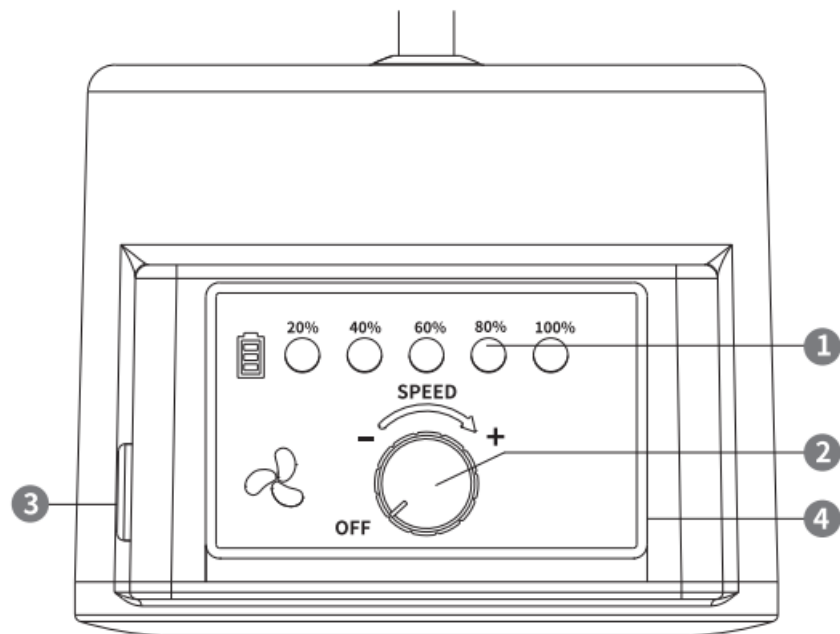
Power Charger

Adjusting Fan Angle

To adjust the fan angle, grasp fan by the back handle and tilt fan forwards or backwards. The fan can pivot to a range of 120°.



How To Use



1 Power Indicator Light

There are 5 LED lights to indicate the battery gauge in every 20%. The light will blink if battery is in charging status. When battery is fully charged, all lights will be on and stop blinking. When battery power is between 20% – 40%, the first indicator light will leave in red to remind recharging. When battery power is below 20%, all lights will be off, please use the power charger to recharge.

2 Rotary Switch

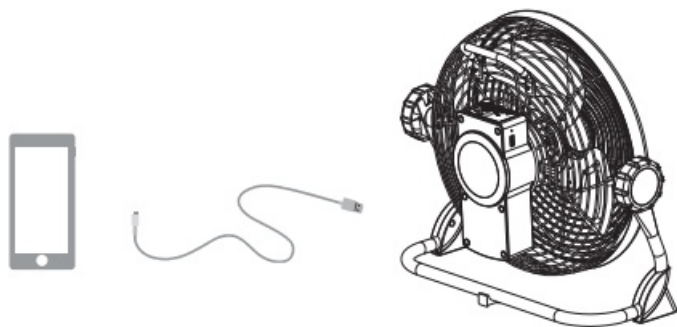
To turn the fan On, rotate the switch from “off” to “+” . This fan has a variable speed setting. Rotate the switch clockwise (+) or counter clockwise (-) to adjust the speed . To turn the fan Off, return the control switch to “off” .

3 Power Supply Jack

When used with the power charger, connect the power cord with the power supply jack, plug the charger to a suitable electrical outlet.

4 USB Charging Port

The USB charging port on the control box can be used to recharge digital devices such as smart phones (USB cable NOT included). The output of USB port is 5V 1A.



Clean and Maintenance

Before cleaning, firstly discharge the battery until the fan does not run, make sure it is not in the state of charging and unplug. Do not use gasoline, thinners, solvents, ammonias or other chemicals for cleaning. Pay attention not to collide with the fan blade and change the angle of the fan blades

Cleaning the grill

Always turn off the fan and disconnect power supply from fan before cleaning. Clean fan grill periodically with a vacuum cleaner.

Maintenance

When the product is not used, it shall be placed in a dry and ventilated environment. When the product is not used for a long time, it shall be fully charged within 3 months.

Troubleshooting

PROBLEM	CASE	POSSIBLE CAUSE	SOLUTION
The fan is not turning on	If Power Indicator Light is OFF	The unit has ran out of battery	Use the charger to recharge the unit
	If Power Indicator Light is ON	Motor malfunction	Please contact customer service
	The unit only works with the power charger	Battery malfunction	Please contact customer service
Battery fails to get charged	If Power Indicator Light is OFF	Check the socket if the power is disconnected	Replace the power socket
		The power charger is malfunctioned	Replace the power charger
	If Power Indicator Light is ON	Battery malfunction	Please contact customer service
The power charger overheated during charging	/	The power charger might be of have lost contact to the power socket	Replace the power socket
		The power charger is malfunctioned	Replace the power charger
The battery life is too short	/	The battery is not fully charged	Charge the battery more than 2.5 hours
		Exceed battery lifespan	Please contact customer service
Can NOT change the speed	Check the Rotary Switch	PCB malfunction	Please contact customer service
All indicator lights flash at the same time	/	PCB malfunction	Turn the rotary switch off to reset

USB port fails to charge digital devices	Check the battery status	The USB cable might have loose contact to the USB port	Replace the USB cable
		PCB malfunction	Please contact customer service
The fan speed is sometimes fast and sometimes slow or stops intermittently	Check the battery status	It is difficult to start when the battery is less than 20%	Charge the battery for more than 2.5 hours
		Motor or PCB malfunction	Please contact customer service

Warranty

HOME EASY LTD warrants to the original consumer or purchaser this Geek Aire Rechargeable Outdoor High Velocity Fan ("Product") is free from defects in material or workmanship for a period of one (1) year from the date of purchase. If any such defect is discovered within the warranty period, HOME EASY LTD, at its discretion, will repair or replace the Product at no cost. This limited warranty is good only to the original purchaser of the product and effective only when used in United States.

For warranty or repair service: Call 844-801-8880 and choose the appropriate prompt, or email info@homeeasy.net. Please have your Product' s model number, your name, address, city, state, zip code and phone number ready.

NO OTHER WARRANTY IS APPLICABLE TO THIS PRODUCT. THIS WARRANTY IS IN LIEU OF ANY OTHER WARRANTY, EXPRESS OR IMPLIED. INCLUDING WITHOUT LIMITATION, ANY WARRANTY OF MERCHANTABILITY OR FITNESS FOR A PARTICULAR PURPOSE. TO THE EXTENT ANY IMPLIED WARRANTY IS REQUIRED BY LAW. IT IS LIMITED IN DURATION TO THE EXPRESS WARRANTY PERIOD ABOVE. NEITHER THE MANUFACTURER NOR ITS U.S. DISTRIBUTOR SHALL BE LIABLE FOR ANY INCIDENTAL, CONSEQUENTIAL, INDIRECT, SPECIAL, OR PUNITIVE DAMAGES OF ANY NATURE. INCLUDING WITHOUT LIMITATION. LOST REVENUES OR PROFITS, OR ANY OTHER DAMAGE WHETHER BASED IN CONTRACT, TORT, OR OTHERWISE, SOME STATES AND/OR TERRITORIES DO NOT ALLOW THE EXCLUSION OR LIMITATION OF INCIDENTAL OR CONSEQUENTIAL DAMAGES OR LIMITATIONS ON HOW LONG AN IMPLIED WARRANTY LASTS. SO THE ABOVE EXCLUSION OR LIMITATION MAY NOT APPLY TO YOU. THIS WARRANTY GIVES YOU, THE ORIGINAL PURCHASER, SPECIFIC LEGAL RIGHTS AND YOU MAY ALSO HAVE OTHER RIGHTS THAT VARY FROM STATE TO STATE OR TERRITORY TO TERRITORY.

THIS LIMITED WARRANTY DOES NOT APPLY TO

1. Failure of product to perform during power failures and interruptions or inadequate electrical service
2. Damage caused by transportation or handling.
3. Damage caused to the product by accident, vermin, lightning, winds, fire, floods, or acts of God.
4. Damage resulting from accident, alteration, misuse, abuse, or improper installation, repair, or maintenance.
Improper use includes using an external device that alters or converts the voltage or frequency of electricity
5. Any unauthorized product modification, repair by unauthorized repair center, or use of non-approved replacement parts.
6. Normal maintenance as described in the User's Guide, such as cleaning or replacing filters, cleaning coils, etc.
7. Use of accessories or components that are not compatible with this product.


The cost of repair or replacement under these excluded circumstances shall be borne by the consumer.



Kool Solutions For Life

Home Easy Ltd.
1275 Bloomfield Ave
Fairfield, NJ 07004
Toll Free
1-844-801-8880

Documents / Resources

	Geek Aire CF2 Cordless 16 in. Variable Speed Floor Fan [pdf] Instruction Manual CF2, Cordless 16 in. Variable Speed Floor Fan, Variable Speed Floor Fan, Speed Floor Fan, Floor Fan, Cordless Fan, Fan
---	---