



[Home](#) » [GE Profile](#) » **GE Profile PHS93EYPFS Smart Fingerprint Front Control Induction and Convection Range Owner's Manual** 

Contents [[hide](#)]

- [1 GE Profile PHS93EYPFS Smart Fingerprint Front Control Induction and Convection Range](#)
- [2 RECEPTACLE LOCATIONS:](#)
- [3 INSTALLATION INFORMATION:](#)
- [4 PHS93EYPFS](#)
- [5 FEATURES AND BENEFITS](#)
- [6 Specifications:](#)
- [7 FAQ:](#)
 - [7.1 Q: What breaker size should be used for this range?](#)
 - [7.2 Q: What are the recommended spacing dimensions for installation?](#)
- [8 Documents / Resources](#)
 - [8.1 References](#)
- [9 Related Posts](#)

GE Profile PHS93EYPFS Smart Fingerprint Front Control Induction and Convection Range



OWNER'S MANUAL

MODEL: PHS93EYPFS

GE Profile™ ENERGY STAR® 30" Smart Slide-In Fingerprint-Resistant Front-Control Induction and Convection Range with No Preheat Air Fry DIMENSIONS AND INSTALLATION INFORMATION (IN INCHES)

RECEPTACLE LOCATIONS:

Locally approved flexible service cord or conduit must be used because terminals are not accessible after range installation. See shaded area in drawing for location of electrical outlet box.

Recommended outlet locations allow range to be installed directly against rear wall.

NOTE: This appliance has been approved for 0" spacing to adjacent surfaces above the

cooktop. However, a 6" minimum spacing to surfaces less than 15" above the cooktop and adjacent cabinet is recommended to reduce exposure to steam, grease splatter and heat.

INSTALLATION INFORMATION:

Before installing, consult installation instructions for current dimensional data and additional requirements.

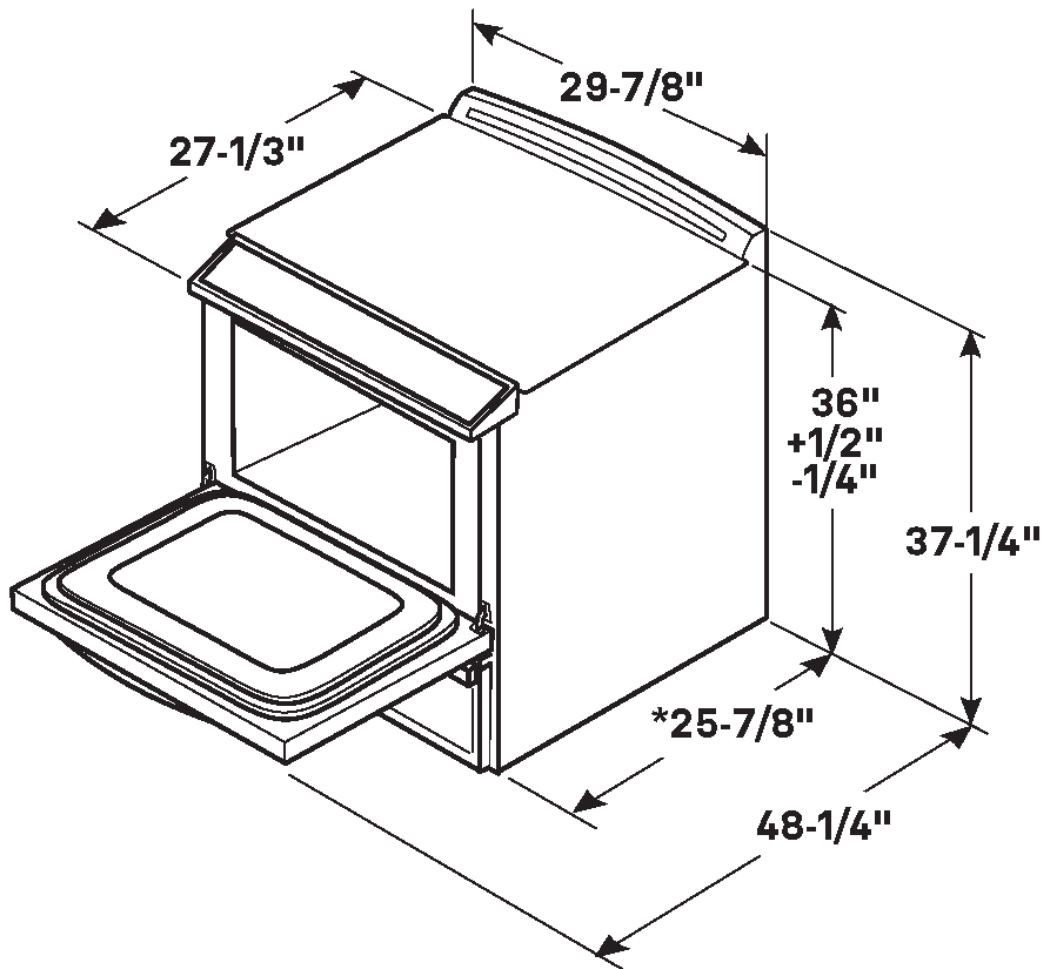
KW RATING

- 240V : 12.5
- 208V : 10.4

BREAKER SIZE

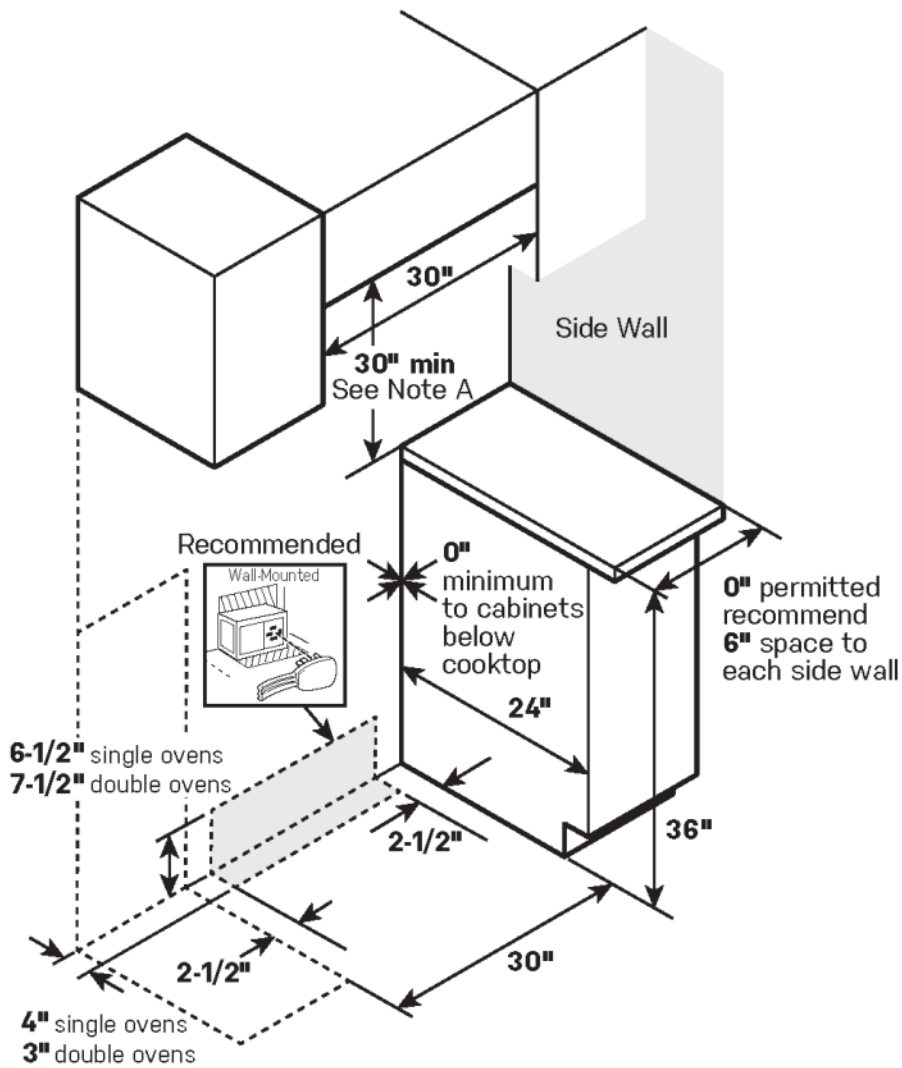
- 240V : 40 Amp†
- 208V : 40 Amp†

NOTE: Check local codes for required breaker size.



*Depth including door handle is approximately $28\frac{1}{4}"$.

*Depth including door handle is approximately $28\frac{1}{4}"$.



Note A: 30" Minimum to bare cabinet, see installation instructions heights less than 30".

Note A: 30" Minimum to bare cabinet, see installation instructions heights less than 30".

PHS93EYPFS

GE Profile™ ENERGY STAR® 30" Smart Slide-In Fingerprint-Resistant Front-Control Induction and Convection Range with No Preheat Air Fry



FEATURES AND BENEFITS

Sous Vide Capability – A sous vide enabled cooktop lets you achieve perfection on the stove with a precision cooking probe.

No Preheat Air Fry – With this air fryer right in the oven, you can cook healthier, crispier versions of your favorite foods. There's no preheat required and it shortens the cook time because every minute counts.

Built-in WiFi – This smart oven features built-in WiFi so you can control oven functions with the SmartHQ™ app on your smart device.

Fingerprint-Resistant Stainless Steel – A stainless finish that makes it easy to keep your appliances free of smudges and prints.

Fit Guarantee – This induction range will fit your existing 30" cut-out, or GE Appliances will help pay for modifications up to \$300.

Induction Cooktop – An induction cooktop makes stovetop cooking fast and efficient with more precise temperature control and easy cleanup.

Touch Controls – Glide touch controls let you control the cooktop with the swipe of a finger and are easy to clean thanks to seamless integration.

Induction Element – An 11-inch induction element that is powerful enough to boil water in 101 seconds, but precise enough for delicate dishes.

Synchronized Elements – Control two cooktop elements with a single button to create a bigger cooking surface for griddles.

Synchronized Clocks and Lights – Synchronize your oven and GE Appliances over-the-range microwave so the clocks are always matching and lights and ventilation automatically come on when a burner is activated with Chef Connect.

Model PHS93EYPFS – Fingerprint-Resistant Stainless Steel

Specifications:

- Model: PHS93EYPFS
- Dimensions: 29-7/8" x 48-1/4" x 25-7/8" (W x H x D)
- KW Rating: 240V – 12.5, 208V – 10.4
- Breaker Size: 240V – 40 Amps, 208V – 40 Amps



All GE Appliances ranges are equipped with an Anti-Tip device. The installation of this device is an important, required step in the installation of the range



Specification Revised 6/24

FAQ:


Q: What breaker size should be used for this range?

A: For 240V, a 40 Amp breaker is recommended. For 208V, also use a 40 Amp breaker. Check local codes for specific requirements.

Q: What are the recommended spacing dimensions for installation?

A: Maintain a minimum of 6" spacing to adjacent walls and cabinets. For heights less than 30", refer to the installation instructions for specific guidelines.

Documents / Resources

	<p>GE Profile PHS93EYPFS Smart Fingerprint Front Control Induction and Convection Range [pdf] Owner's Manual</p> <p>PHS93EYPFS Smart Fingerprint Front Control Induction and Convection Range, PHS93EYPFS, Smart Fingerprint Front Control Induction and Convection Range, Fingerprint Front Control Induction and Convection Range, Front Control Induction and Convection Range, Induction and Convection Range, Convection Range, Range</p>
---	--

References

- [User Manual](#)

Related Posts

[JB655SKSS GE Electric Convection Range Owners Manual](#)

JB655SKSS GE Electric Convection Range Owners Manual



5 JGS760BP 30 Inch Slide-In Front Control Convec



[GE APPLIANCES JGS760BP 30 Inch Slide In Front Control Convection Gas Range Instruction Manual](#)

GE APPLIANCES JGS760BP 30 Inch Slide-In Front Control Convection Gas Range Product Information

Specifications Model: JGS760BP/DP/EP/SP/FP Width: 36...



[FRIGIDAIRE FCFI3083AS Front Control Induction Range with Convection Bake User Guide](#)

FRIGIDAIRE FCFI3083AS Front Control Induction Range with Convection Bake BEFORE YOU START Set up your

oven Make sure...

15 GGS600AV 30 Inch Slide In Front Control Convection



[GE APPLIANCES GGS600AV 30 Inch Slide In Front Control Convection Gas Range Instructions](#)

GE APPLIANCES GGS600AV 30 Inch Slide In Front Control Convection Gas Range Specifications Model:

GGS600AV Electrical Rating: 120V,...

GE

Profile

Convection Range, Fingerprint Front Control Induction and Convection Range, Front Control Induction and Convection Range, GE Profile, Induction and Convection Range, PHS93EYPFS, PHS93EYPFS Smart Fingerprint Front Control Induction and Convection Range, Range, Smart Fingerprint Front Control Induction and Convection Range

Leave a comment

Your email address will not be published. Required fields are marked *

Comment *

Name

Email

Website

☐ Save my name, email, and website in this browser for the next time I comment.

Post Comment

Search:

e.g. whirlpool wrf535swhz

Search

Manuals+ | Upload | Deep Search | Privacy Policy | @manuals.plus | YouTube

This website is an independent publication and is neither affiliated with nor endorsed by any of the trademark owners. The "Bluetooth®" word mark and logos are registered trademarks owned by Bluetooth SIG, Inc. The "Wi-Fi®" word mark and logos are registered trademarks owned by the Wi-Fi Alliance. Any use of these marks on this website does not imply any affiliation with or endorsement.