

GE Profile PHP9030DJ 30 Inch Built-In Touch-Control Induction Cooktop Installation Guide

[Home](#) » [GE Profile](#) » GE Profile PHP9030DJ 30 Inch Built-In Touch-Control Induction Cooktop Installation Guide



PHP9030DJ 30 Inch Built-In Touch-Control Induction Cooktop Installation Guide

PHP9030DJ 30 Inch Built-In Touch-Control Induction Cooktop

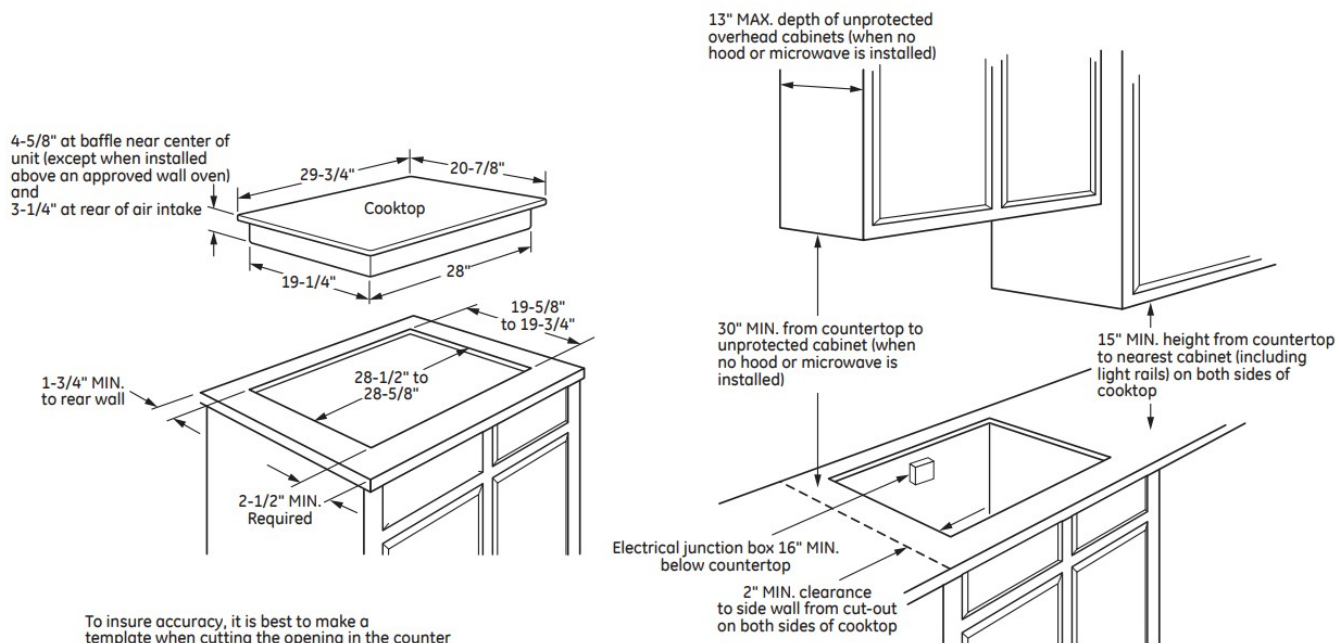
DIMENSIONS AND INSTALLATION INFORMATION (IN INCHES)

IMPORTANT: Requires a 3" free area between the bottom of the cooktop to any combustible material, i.e., shelving. Free area not required when installing wall oven underneath cooktop. Refer to installation instructions. Requires a 15" minimum from cooktop to adjacent overhead cabinets. Units are furnished with a 48" flexible armored cable.

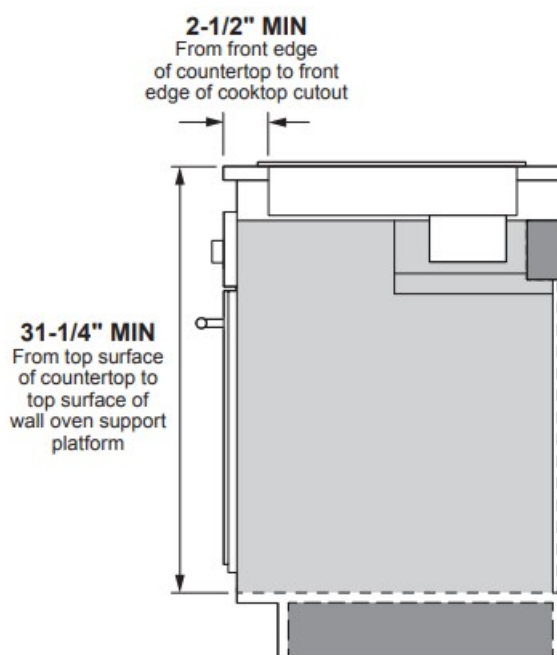
NOTE: 30" induction cooktops are approved for use over select GE 27" and GE 30" Single Wall Ovens and Warming Drawers. Refer to cooktop and wall oven/warming drawer installation instructions packed with product for current dimensional data. If installed with a GE Telescopic Downdraft System, consult both the cooktop and downdraft installation instructions packed with product before installing. Cooktop gas/ electric supply may need to be re-routed to install downdraft. The countertop cutout requires 23-1/2" minimum flat countertop surface and 25" minimum total countertop depth. In addition, other clearances to front edge of the countertop must be considered. Before installing, consult installation instructions packed with product for current dimensional data.

CUTOUT FILLER TRIM KIT: A filler trim kit is available for use if your countertop cutout is larger than the dimension shown, up to 29-13/16" x 20-7/16". Order JXTR32B for black or JXTR32W for white, to reduce the cutout opening for installation of this cooktop. These kits may be ordered from your GE Appliances Dealer.

APPROXIMATE COOKING DIMENSIONS



INSTALLATION ABOVE A WALL OVEN



For answers to your Monogram, GE Café™ Series, GE Profile™ Series or GE Appliances product questions, visit our website at geappliances.com or call GE Answer Center ® Service, 800.626.2000.

KW RATING	
240V	7.4
208V	6.4
AMPERAGE	
240V	40 Amps†
208V	40 Amps†


NOTE: Check local codes for required breaker size.



Listed by Underwriters Laboratories

FEATURES AND BENEFITS

- Four induction elements
- Digital touch controls
- Power Boil (11" 3,700-watt induction element)
- SyncBurners
- Auto-pan size detection
- Worry-free pan detection
- Kitchen timer
- Control lock capability
- Red LED with black glass surface and stainless trim
- Hot surface indicator lights
- Fit Guarantee
- Model PHP9030DJBB – Black on black



GUARANTEED FIT

Replacing a similar cooktop from GE Appliances or another brand? GE cooktops are guaranteed for an exact fit or GE Appliances will pay up to \$100 toward modifications

Visit geappliances.com for more info



Profile

Documents / Resources

	<p>GE Profile PHP9030DJ 30 Inch Built-In Touch-Control Induction Cooktop [pdf] Installation Guide</p> <p>PHP9030DJ 30 Inch Built-In Touch-Control Induction Cooktop, PHP9030DJ, 30 Inch Built-In Touch-Control Induction Cooktop, Built-In Touch-Control Induction Cooktop, Touch-Control Induction Cooktop, Induction Cooktop, Cooktop</p>
-----------------------------------------------------------------------------------	-------------------------------------------------------------------------------------------------------------------------------------------------------------------------------------------------------------------------------------------------------------------------------------------------------------------------------------------------------------

References

- [🌐 GE Appliances: Shop for Home, Kitchen, & Laundry Appliances](#)