
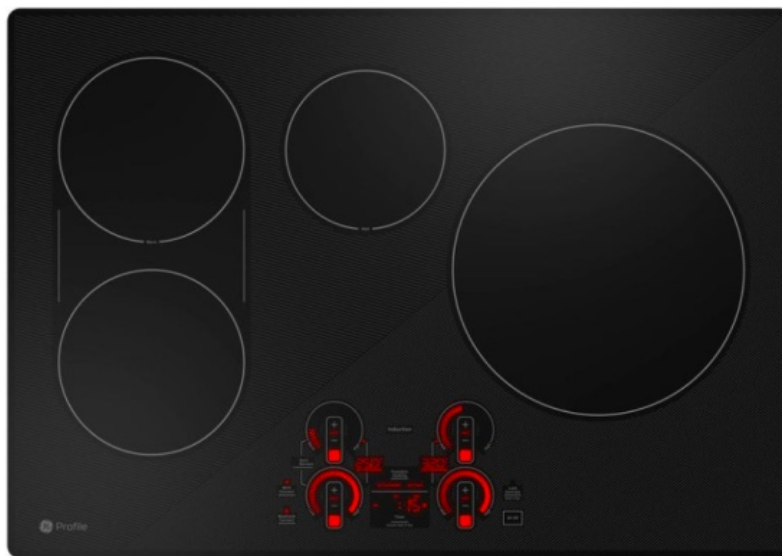


[Home](#) » [GE Appliances](#) » **GE APPLIANCES PHP9030DT 30 Inch Built In Touch Control Induction Cooktop Installation Guide** 

GE APPLIANCES PHP9030DT 30 Inch Built In Touch Control Induction Cooktop Installation Guide



DIMENSIONS AND INSTALLATION INFORMATION (IN INCHES)

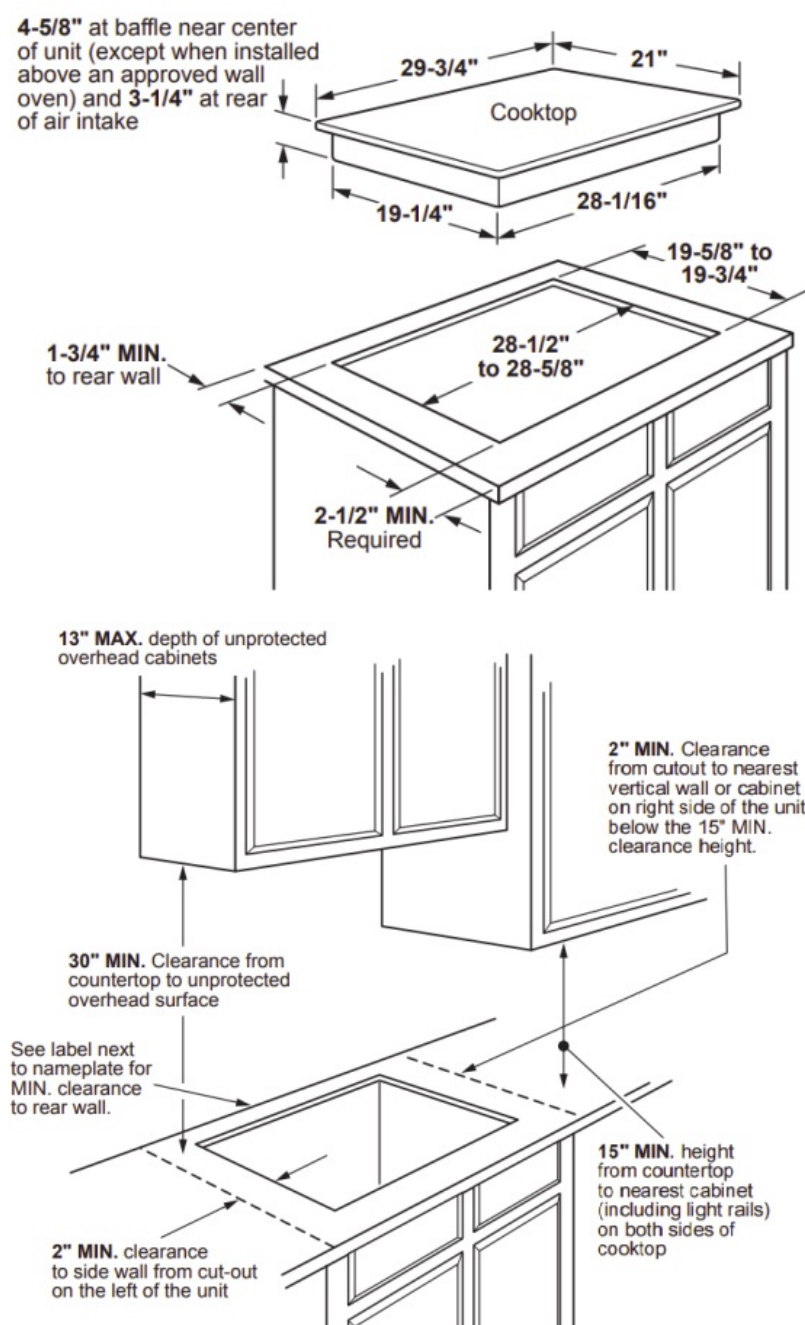
IMPORTANT: Requires a 3" free area between the bottom of the cooktop to any combustible material, i.e., shelving. Free area not required when installing wall oven underneath cooktop. Refer to installation instructions. Requires a 15" minimum from cooktop to adjacent overhead cabinets. Units are furnished with a 48" flexible armored cable.

NOTE: 30" induction cooktops are approved for use over select GE 27" and GE 30" Single Wall Ovens and Warming Drawers. Refer to cooktop and wall oven/warming drawer installation instructions packed with product for current dimensional data. If installed with a GE Telescopic Downdraft System, consult both the cooktop and downdraft installation instructions packed with product before installing. Cooktop gas/electric supply may need to be re-routed to install downdraft. The countertop cutout

requires 23-1/2" minimum flat countertop surface and 25" minimum total countertop depth. In addition, other clearances to front edge of the countertop must be considered. Before installing, consult installation instructions packed with product for current dimensional data.

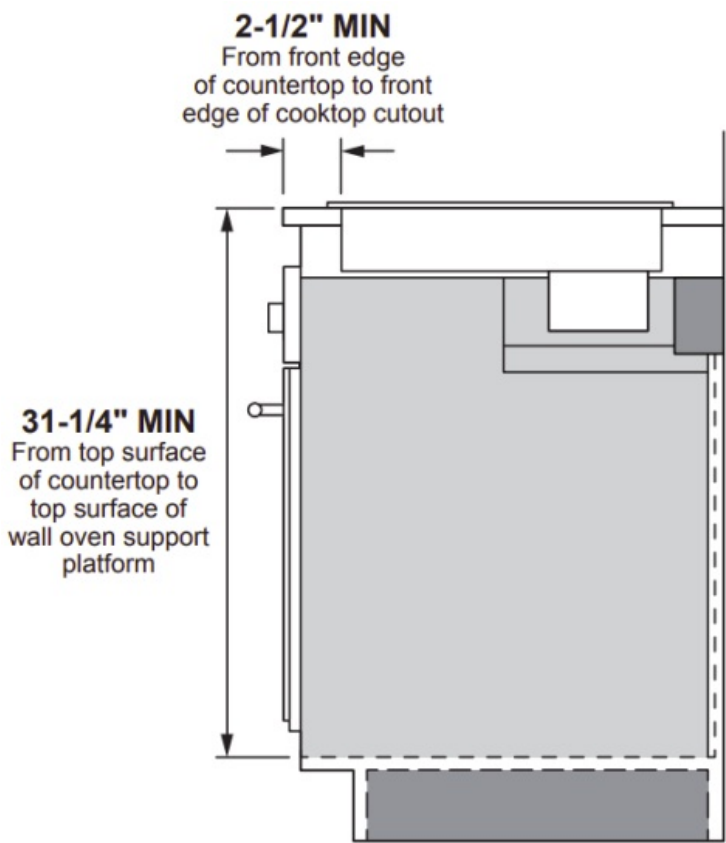
CUTOUT FILLER TRIM KIT: A filler trim kit is available for use if your countertop cutout is larger than the dimension shown, up to 29-13/16" x 20-7/16". Order JXTR32B for black or JXTR32W for white, to reduce the cutout opening for installation of this cooktop. These kits may be ordered from your GE Appliances Dealer.

APPROXIMATE COOKING DIMENSIONS



To insure accuracy, it is best to make a template when cutting the opening in the counter

INSTALLATION ABOVE A WALL OVEN



KW RATING	
240V	7.4
208V	6.4
AMPERAGE	
240V	40 Amps†
208V	40 Amps†

NOTE: Check local codes for required breaker size.

FEATURES AND BENEFITS

Maximum Responsiveness – 19 Control Levels

Power Boil

Precision Temperature Control

Easy Clean Surface

Safe Surface

Most Efficient Heating
Synchronized Elements
Chef Connect
Smart Cookware Rebate for 11" Smart Pan
Timer
Built-in WiFi
Control Lock
Fit Guarantee
Model PHP9030DTBB – Black on black

SMART COOKWARE REBATE

Smart pans pair with this smart cooktop to ensure you get the perfect cooking results. Earn a rebate for a free 11" Hestan Cue Smart Pan.

OPTIONAL FILLER TRIM KIT

Fill in any counter top gaps with this filler trim kit. Order part number JXTR32B.

OPTIONAL SOUS VIDE PROBE

A Sous Vide Probe lets you achieve great results on the stove. Order part number JXPROBE1.

GUARANTEED FIT


Replacing a similar cooktop from GE Appliances or another or and? GE cooktops are guaranteed for an exact fit or GE Appliances will pay up to \$100 toward modifications. Visit geappliances.com for more info.

For answers to your Monogram, GE Café™, GE Profile™ or GE Appliances product questions, visit our website at geappliances.com or call GE Answer Center® Service, 800.626.2000.





Documents / Resources

	<p>GE APPLIANCES PHP9030DT 30 Inch Built In Touch Control Induction Cooktop [pdf] Installation Guide</p> <p>PHP9030DTBB, PHP9030DT, PHP9030DT 30 Inch Built In Touch Control Induction Cooktop, PHP9030DT, 30 Inch Built In Touch Control Induction Cooktop, Touch Control Induction Cooktop, Control Induction Cooktop, Induction Cooktop</p>
---	--

References

- [User Manual](#)

GE

Appliances

30 Inch Built-In Touch-Control Induction Cooktop, Control Induction Cooktop, GE Appliances, Induction Cooktop, PHP9030DT, PHP9030DT 30 Inch Built In Touch Control Induction Cooktop, PHP9030DTBB, Touch Control Induction Cooktop

Leave a comment

Your email address will not be published. Required fields are marked *

Comment *

Name

Email

Website

☐ Save my name, email, and website in this browser for the next time I comment.

Post Comment

Search:

e.g. whirlpool wrf535swhz

Search

[Manuals+](#) | [Upload](#) | [Deep Search](#) | [Privacy Policy](#) | [@manuals.plus](#) | [YouTube](#)

This website is an independent publication and is neither affiliated with nor endorsed by any of the trademark owners. The "Bluetooth®" word mark and logos are registered trademarks owned by Bluetooth SIG, Inc. The "Wi-Fi®" word mark and logos are registered trademarks owned by the Wi-Fi Alliance. Any use of these marks on this website does not imply any affiliation with or endorsement.