



GE Appliances GRS600AVFS Slide In Electric Convection Range Owner's Manual

[Home](#) » [GE Appliances](#) » GE Appliances GRS600AVFS Slide In Electric Convection Range Owner's Manual 

Contents

- [1 GE Appliances GRS600AVFS Slide In Electric Convection Range](#)
- [2 Product Information](#)
- [3 Product Usage Instructions](#)
- [4 DIMENSIONS](#)
- [5 FEATURES AND BENEFITS](#)
- [6 Models](#)
- [7 GUARANTEED FIT](#)
- [8 Documents / Resources](#)



GE APPLIANCES

GE Appliances GRS600AVFS Slide In Electric Convection Range



Product Information

Model	G R S 600AV										
Dimensions (in inches)	Width: 30	Height: 36	Depth: 28.5								
KW Rating	240V: 13.6	208V : 10.2									
Breaker Size	240V: 40 Amps	208V : 40 Amps									
Features and Benefits	EasyWash™ Oven Tray	Built-In WiFi	No Preheat Air Fry	Slide-In Range	No Preheat Fresh Reheat	No Preheat Pizza	Express Preheat	9/6 Power Boil burner	12/9 Power Boil Burner	Convection	Fifth Element Warming Zone

Product Usage Instructions

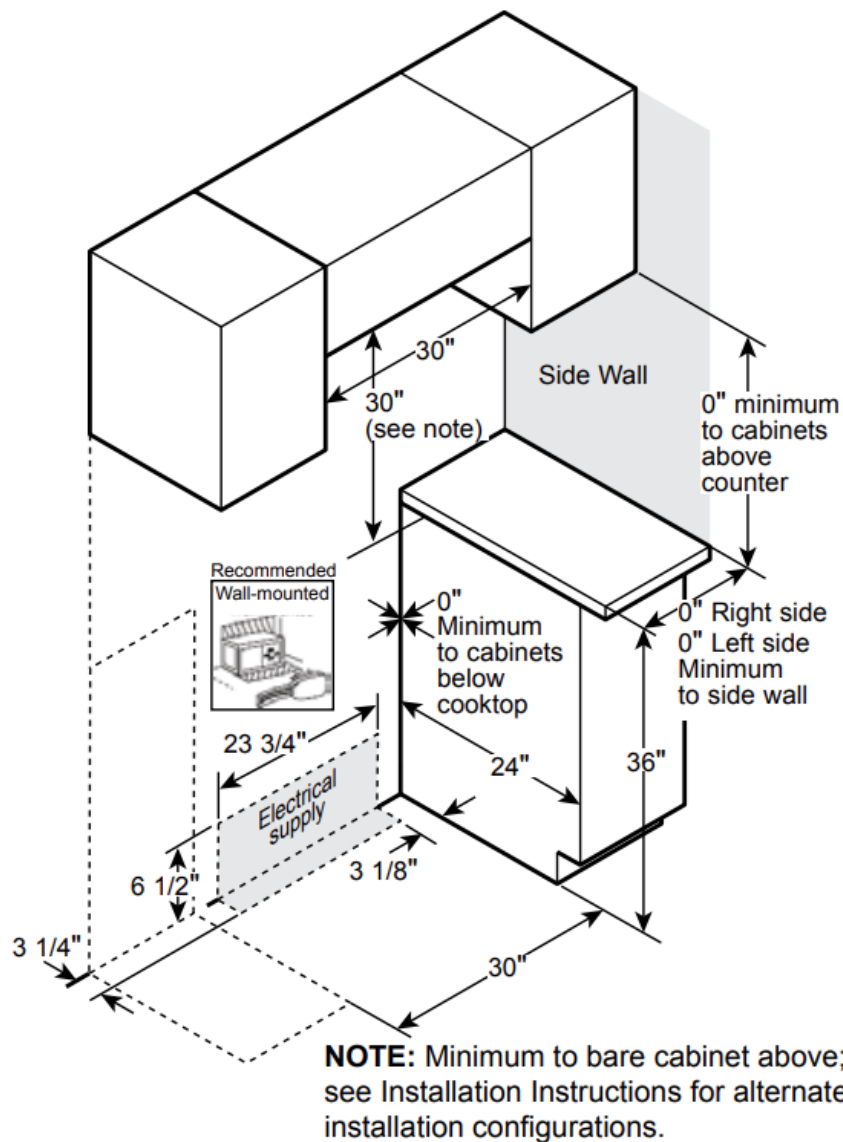
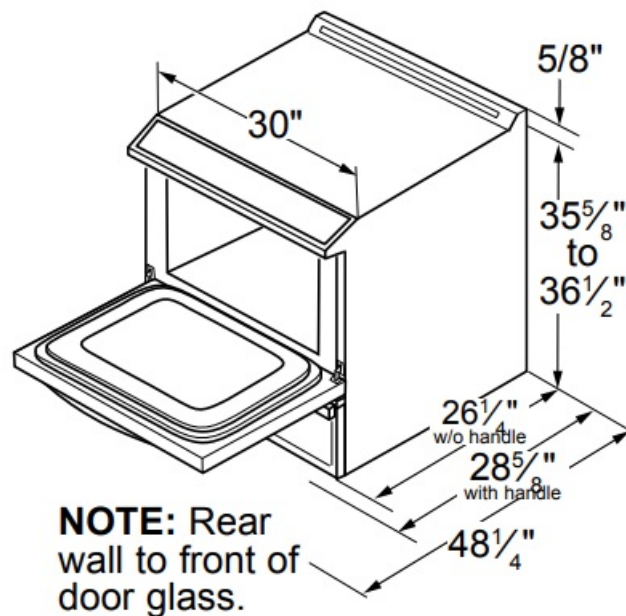
Installation

- Before installing, consult the installation instructions for current dimensional data and additional requirements.
- Locally approved flexible service cord or conduit must be used for range installation as terminals are not accessible after installation.
- Refer to the shaded area in the drawing for the location of the electrical outlet box.
- Recommended outlet locations allow the range to be installed directly against the rear wall.
- Ensure a minimum spacing of 6 inches to surfaces less than 15 inches above the cooktop and adjacent cabinets to reduce exposure to steam, grease splatter, and heat.
- Check local codes for required breaker size.
- All GE Appliances ranges are equipped with an Anti-Tip device. The installation of this device is an important, required step in the installation of the range.

Product Features and Usage

- **EasyWash™ Oven Tray:** Oven cleaning is made easier with this enameled tray that can be easily removed and rinsed clean in the sink or dishwasher.
- **Built-In WiFi:** Use the SmartHQ™ app to control oven functions remotely, monitor and change oven temperature, and turn off the oven.
- **No Preheat Air Fry:** Enjoy crispier versions of your favorite foods in less time without preheating or using a special basket or tray.
- **Slide-In Range:** Upgrade your kitchen with this slide-in range that fits into your existing space.
- **No Preheat Fresh Reheat:** Reheat healthy leftovers, to-go boxes, or restore foods to ideal crispiness without preheating. USDA MyPlate-Certified.
- **No Preheat Pizza:** Specifically designed to cook frozen pizzas perfectly without preheating, saving time.
- **Express Preheat:** Quickly preheat the oven for faster cooking.
- **9/6 Power Boil burner:** Adjust to any size pot or pan with a convertible 6 and 9 element for faster boiling.
- **12/9 Power Boil Burner:** Use this power boil burner as a 12 or 9 element for rapid heat and flexibility on all sized cookware.
- **Convection:** Cook and brown foods more evenly with convection cooking that uses a rear fan to circulate hot air.
- **Fifth Element Warming Zone:** Keep foods warm on the cooktop with the low-heat warming zone.

DIMENSIONS



RECEPTACLE LOCATIONS

Locally approved flexible service cord or conduit must be used because terminals are not accessible after range installation. See shaded area in drawing for location of electrical outlet box. Recommended outlet locations allow

range to be installed directly against rear wall.

NOTE: This appliance has been approved for 0" spacing to adjacent surfaces above the cooktop. However, a 6" minimum spacing to surfaces less than 15" above the cooktop and adjacent cabinet is recommended to reduce exposure to steam, grease splatter and heat.

INSTALLATION INFORMATION

Before installing, consult installation instructions for current dimensional data and additional requirements.

KW RATING	
240V	13.6
208V	10.2
BREAKER SIZE	
240V	40 Amp†
208V	40 Amp†

NOTE: Check local codes for required breaker size.

FEATURES AND BENEFITS

- **EasyWash™ Oven Tray:** Oven cleaning is easier than ever with the industry-first EasyWash™ Oven Tray. This enameled tray is easily removed and rinsed clean in the sink or, for bigger messes, guaranteed to fit in all GE Appliances dishwashers.
- **Built-In WiFi:** Built-in WiFi and the SmartHQ™ app give you oven control functions like remote preheat, the ability to monitor and change oven temperature, turn off your oven and more!
- **No Preheat Air Fry:** No preheat air frying is a great way to get crispier versions of your favorite foods in less time, without the need for a special basket or tray.
- **Slide-In Range:** Easily upgrade your kitchen with this new slide-in range that is guaranteed to fit into your existing space.
- **No Preheat Fresh Reheat:** This no preheat mode is USDA MyPlate-Certified and perfect for reheating healthy leftovers from the night before, the to-go box from your favorite restaurant or restoring foods to ideal crispiness, saving you time and delivering delicious results.
- **No Preheat Pizza:** Specifically designed to cook your frozen pizza perfectly, this no preheat option is a time saver and a great way to get dinner on the table fast.

Express Preheat

- **9"/6" Power Boil burner:** Easily adjust to any size pot or pan with a convertible 6" and 9" element that makes it easy to boil water faster.
- **12"/9" Power Boil Burner:** Use this power boil burner as a 12" or 9" element for rapid heat and flexibility on all sized cookware.
- **Convection:** Cook and brown foods more evenly with convection cooking that uses a rear fan to circulate hot

air.

- **Fifth Element Warming Zone:** A convenient low-heat warming zone provides perfect temperature control for foods on the cooktop.
- **Steam Clean:** Leave your EasyWash™ Oven Tray inside to use the steam clean oven function. Save time and effort by steam-cleaning the oven after use without the need for special water, kits, or extra steps.
- **Hidden Bake Element:** Enjoy a clean and sleek interior that eliminates hard-to-reach areas thanks to a concealed oven element.
- **Oven Storage Drawer:** This model features a removable oven storage drawer that offers the perfect place to store cookware and other kitchen accessories.

Models

- Model GRS600AVWW – White
- Model GRS600AVES – Slate
- Model GRS600AVFS – Fingerprint Resistant Stainless Steel
- Model GRS600AVDS – Black Slate

GUARANTEED FIT

- Replace your old 30" free-standing range with a new 30" slide-in model.
- GE slide-in ranges are guaranteed for an exact fit or GE Appliances will pay up to \$300 toward modifications.

Visit: geappliances.com for more info.


For answers to your Monogram, GE Café™, GE Profile™ or GE Appliances product questions, visit our website at geappliances.com or call GE Answer Center® Service, 800.626.2000.



All GE Appliances ranges are equipped with an Anti-Tip device. The installation of this device is an important, required step in the installation of the range.



Documents / Resources

	GE Appliances GRS600AVFS Slide In Electric Convection Range [pdf] Owner's Manual GRS600AVFS Slide In Electric Convection Range, GRS600AVFS, Slide In Electric Convection Range, Electric Convection Range, Convection Range, Range
---	--