



GBF SentryLink Smart Video Intercom App User Guide

[Home](#) » [GBF](#) » GBF SentryLink Smart Video Intercom App User Guide 

GBF SentryLink Smart Video Intercom App User Guide



Contents

- 1 Install app “doordeer”
- 2 Sign up Doordeer APP user account
- 3 Information for your building manager
- 4 LOGIN Doordeer APP Account
- 5 Documents / Resources
 - 5.1 References

Install app “doordeer”

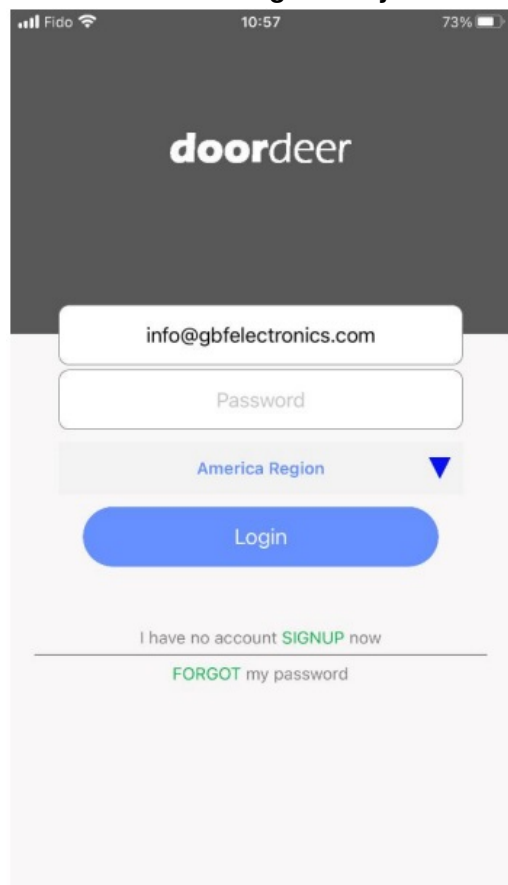
Download Doordeer in APP store iPhone or iPad or google play store Android mobile phone).



Sign up Doordeer APP user account

After downloading Doordeer APP into your smart phones or tablets, You can sign up your Doordeer APP user account.

Choose American region for your APP region.



doordeer

info@gbfelectronics.com

Password

America Region ▼

Login

I have no account [SIGNUP](#) now

[FORGOT](#) my password

Information for your building manager

Give your Door deer APP account login email address and your room unit number to your building manager, who will bind your APP login email address with your room unit number in GBF Door deer PMS server.

Building
Type

APARTMENT

Room
Label

402

Floor

4

FIRSTNAME

John

LASTNAME

Hurrell

DISPLAY
FIRSTNAME

FIRSTNAME

DISPLAY
LASTNAME

LASTNAME

Contact
Phone

Master
Account(Email)

info@gbfelectronics.com

Affiliated
company

GBF Property Management ▼

Submit

LOGIN Doordeer APP Account

Login your Doordeer APP account, you will see your room number in your building. Under the camera live window, there are three icons which is: Access code icon, Playback history icon, and Device Setting icon.

11:37

**doordeer**

10 Taber(402)

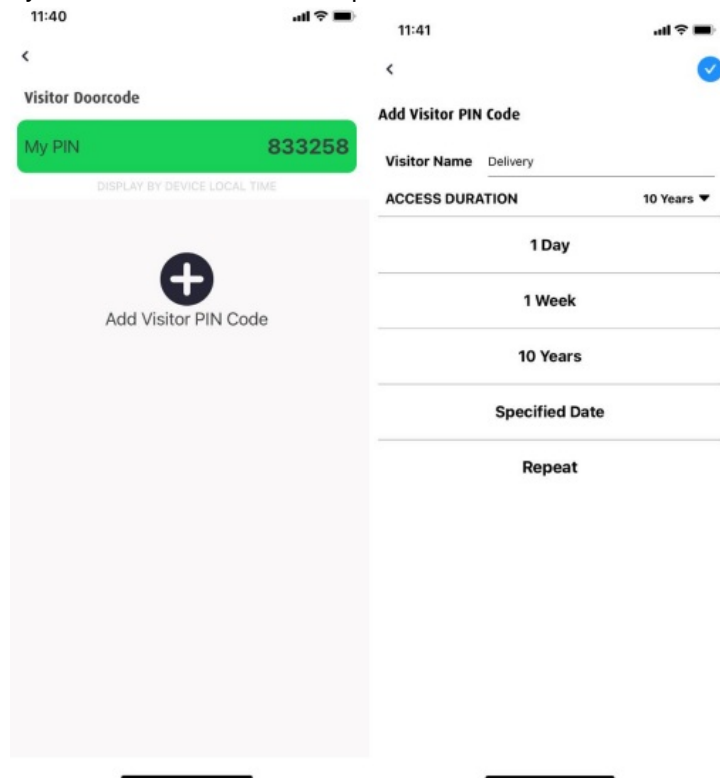
Online



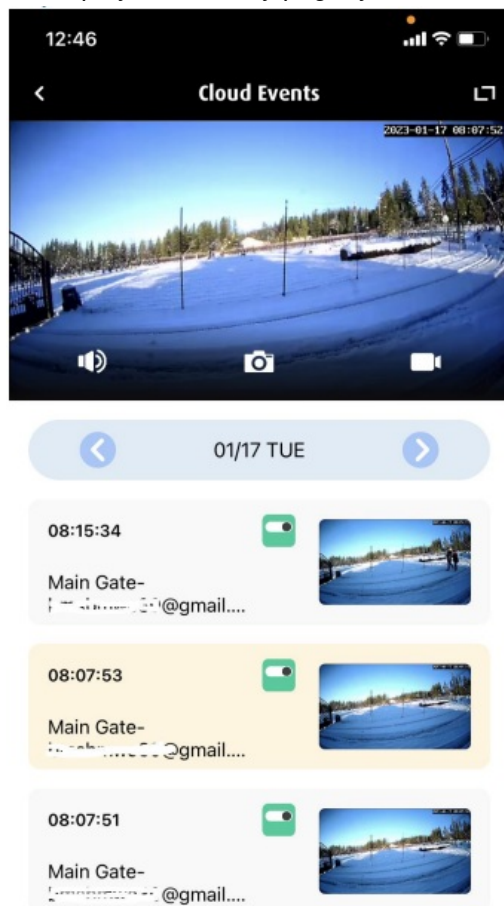
Front Door

In Access Code page, you could find your own access code for entering this building. You could create some visitors access codes by pressing "Add Visitor PIN Code". You could share those access codes with your visitors

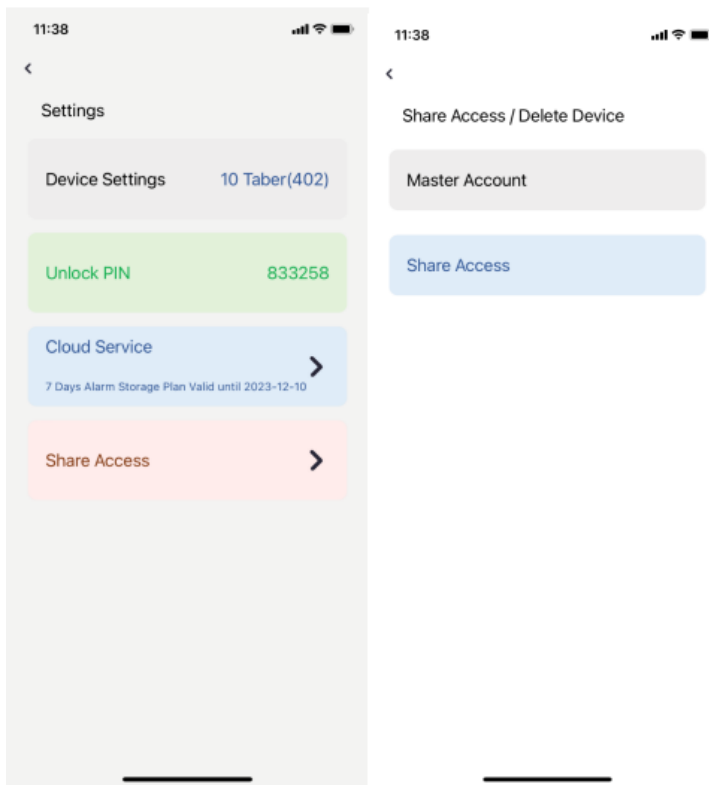
by TEXT or email. The valid period for each visitor code could be customized.



In the playback history page, you could check all your missing calls for the last 7 days.

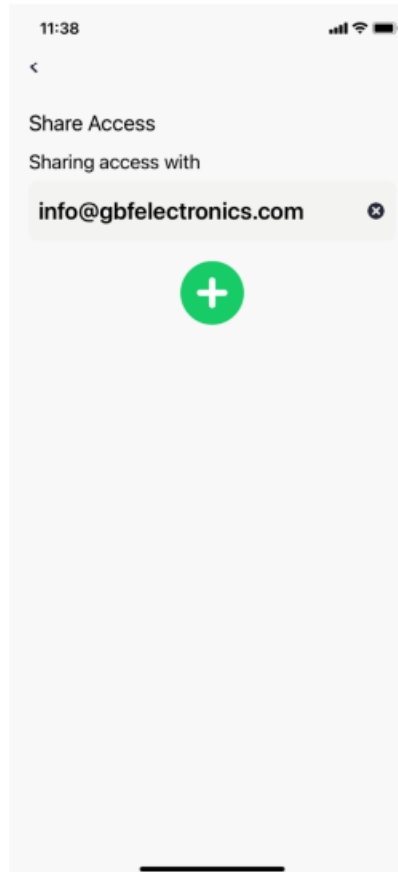


In the Settings Page, You could see your unit number in this building, and unlock pin code which this system automatically assigned to you. Click “Share Access”,



You could change your master account to other Door deer APP account holder if you move out this building or rent your room to others.

Click “**Share Access**” in Share Access/Delete Device page, you could share the access with maximum 3 different your family members or others from your Door deer APP account. You could remove them as well.



If you have any questions, please directly contact with GBF customer support at: 1-604-278 6896 or 1-604-285 8721.

GBF Customer Support Contact:


Phone: 1-604-278 6896 or 1-604-285 8721

Email: info@gbfelectronics.com

URL: www.gbfelectronics.com



Documents / Resources

 <p>GBF SentryLink Smart Video Intercom Tenant User Manual</p>	<p>GBF SentryLink Smart Video Intercom App [pdf] User Guide SentryLink Smart Video Intercom App, Smart Video Intercom App, Video Intercom App, Intercom App, App</p>
---	--

References

- [User Manual](#)

Manuals+. Privacy Policy

This website is an independent publication and is neither affiliated with nor endorsed by any of the trademark owners. The "Bluetooth®" word mark and logos are registered trademarks owned by Bluetooth SIG, Inc. The "Wi-Fi®" word mark and logos are registered trademarks owned by the Wi-Fi Alliance. Any use of these marks on this website does not imply any affiliation with or endorsement.