

GARRETT
Elevate
Your
Detector
To The
Next Level



GARRETT Elevate Your Detector To The Next Level Instructions

[Home](#) » [Garrett](#) » GARRETT Elevate Your Detector To The Next Level Instructions 

Contents

- [1 GARRETT Elevate Your Detector To The Next Level](#)
- [2 Product Information](#)
- [3 Product Usage Instructions](#)
- [4 FAQ](#)
- [5 SOFTWARE UPDATE PROCEDURE](#)
- [6 DOWNLOAD](#)
- [7 CONNECT](#)
- [8 UPDATE](#)
- [9 Equipment Required](#)
- [10 Documents / Resources](#)
 - [10.1 References](#)

GARRETT®

GARRETT Elevate Your Detector To The Next Level



Product Information

- **Brand:** Garrett
- **Model:** Detector Upgrade Kit
- **Compatibility:** Windows 7 and newer, Mac OS 10.13 and higher

Specifications

- PC or Mac with compatible operating systems
- **Active** Internet connection
- **Garrett** detector
- **Micro-USB** or USB-C connection cable

Product Usage Instructions

Software Update Procedure

1. Download the update installer from garrett.com/store/updates-support/ after logging in to your account.
2. Locate and install the GarrettInstaller.exe (for PC) or Garrettinstaller.dmg (for Mac) on your computer.
3. Run the Garrett updater application.
4. Connect your device using the appropriate cable and launch the scan.
5. If an update is available, follow the on-screen instructions and proceed to step 3.
6. Click the "Upgrade to Latest" button.
7. Ensure your device is sufficiently charged (at least two bars).
8. Upon successful completion of the installation, a success notification will appear. Disconnect the USB cable to enjoy the updated benefits.

Equipment Required

- PC or Mac (with Windows 7 OSX 10.13 or newer)
- An active Internet link
- Garrett detector
- Micro-USB or USB-C connection cable, depending on the detector

Note: Some browsers may display warnings due to virus protection programs. If prompted, select “Run Anyway” to complete the installation.

FAQ

Q: What if I encounter issues during the update process?

A: If you encounter any issues during the update process, ensure that your internet connection is stable and try restarting the update procedure. If problems persist, contact Garrett customer support for assistance.

Q: Can I use this upgrade kit with detectors from other brands?

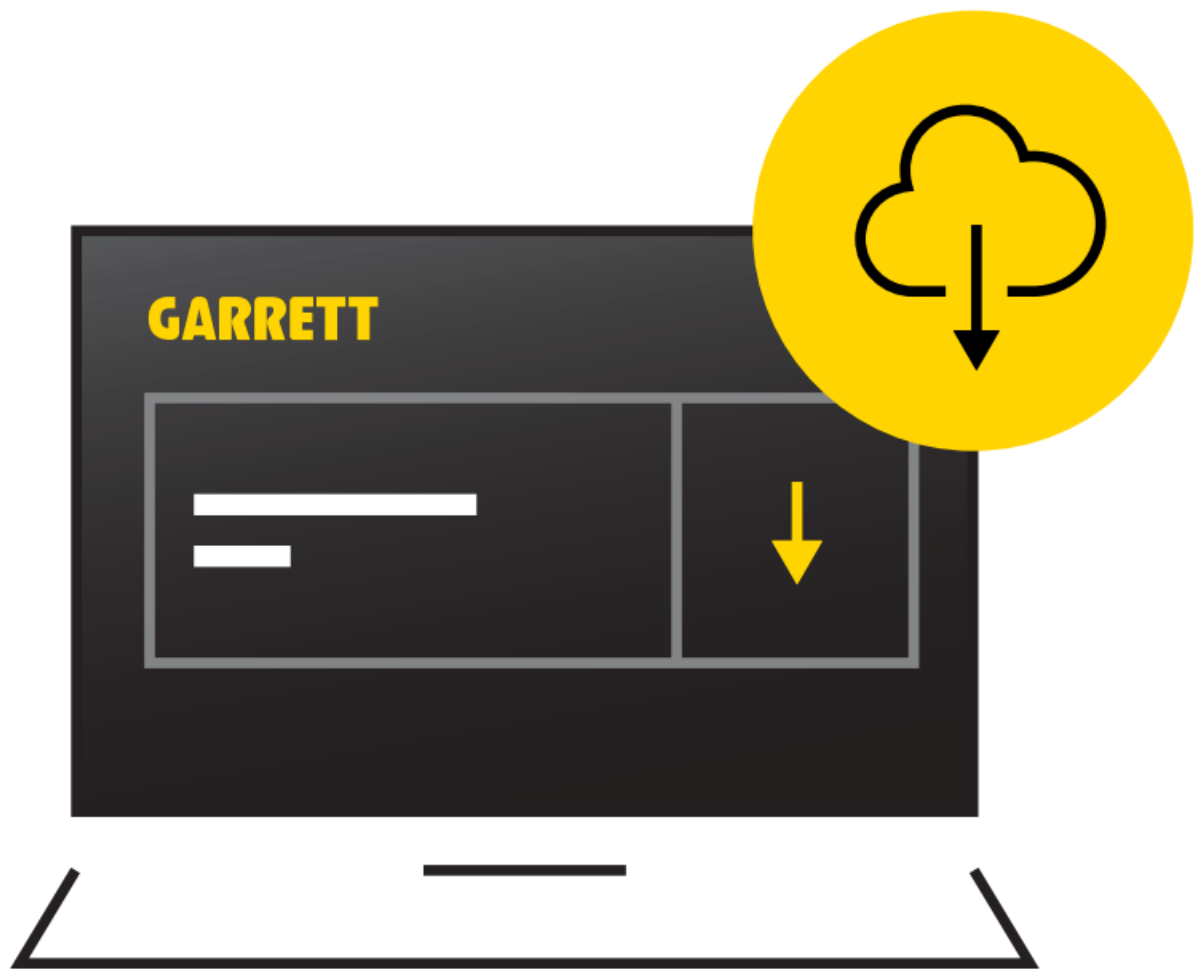
A: No, this upgrade kit is specifically designed for Garrett detectors and may not be compatible with detectors from other brands.

SOFTWARE UPDATE PROCEDURE

- To update your Garrett detector, a PC computer running with Windows 7 or newer operating system and Mac OS 10.13 and higher is required.
- You need to be connected to the Internet to perform your installation.
- **Note:** You must be a registered user on the garrett.com/store/ website to access any updates.
- [Register Here for Free Garrett Updates.](#)

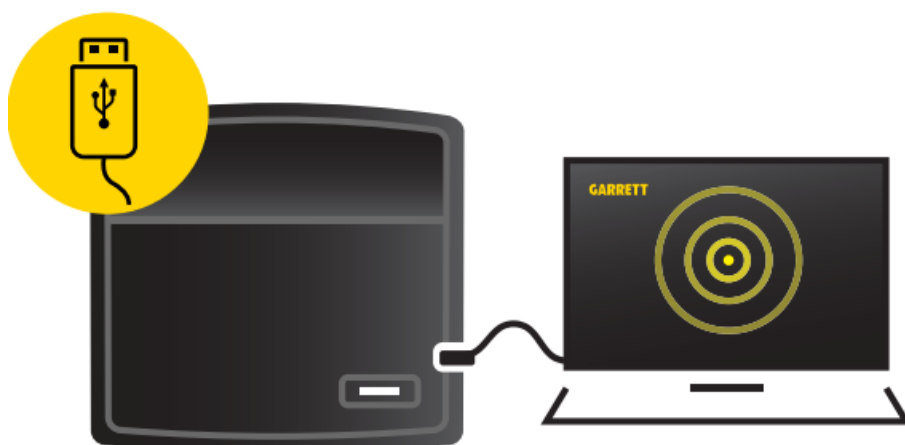


DOWNLOAD




- Login to garrett.com/store/updates-support/ and download the update installer
- Locate and install the “GarrettInstaller.exe” (for PC) or “Garrettinstaller.dmg” (for Mac) download on your computer

CONNECT



- Run the Garrett updater application
- Login to your account
- Connect your device and launch a scan
- If an update is available for your device follow the instructions and continue to step 3

UPDATE



- Click the “Upgrade to Latest” button
- Confirm your device is adequately charged (at least two bars)
- Once your installation has been completed, a success notification will appear, you can then disconnect the USB cable and enjoy the update benefits

Equipment Required

- PC or Mac (with Windows 7 OSX 10.13 or newer)
- An active Internet link
- Garrett detector
- Micro-USB or USB-C connection cable, depending on the detector.

Note On Some Browsers:

- Some virus protection programs could create a warning box that states running this app might put your PC at risk.
- Near the “Don’t Run” box, there should be an option for “More Info.” Click on this and select “Run Anyway” to complete the installation.
- garrett.com/store/support/
- © Garrett Metal Detectors, All Rights Reserved.



- https://www.tiktok.com/@garrett_metaldetectors
- <https://www.youtube.com/user/GarrettDetectors>
- <https://www.facebook.com/Garrettmetaldetectorsusa/>
- <https://www.linkedin.com/company/garrett-metal-detectors/>
- https://www.instagram.com/garrett_metaldetectors/

Documents / Resources



[GARRETT Elevate Your Detector To The Next Level](#) [pdf] Instructions

Elevate Your Detector To The Next Level, Detector To The Next Level, To The Next Level, Next Level, Level

References

- [G Shop Garrett Direct | Best Metal Detector Equipment](#)
- [G Support - Garrett Direct](#)
- [User Manual](#)

Manuals+. [Privacy Policy](#)

This website is an independent publication and is neither affiliated with nor endorsed by any of the trademark owners. The "Bluetooth®" word mark and logos are registered trademarks owned by Bluetooth SIG, Inc. The "Wi-Fi®" word mark and logos are registered trademarks owned by the Wi-Fi Alliance. Any use of these marks on this website does not imply any affiliation with or endorsement.